





Aquatic Playground Equipment Catalog







Introduction to Aquatic Play 2

Finish, Colors, and Theming 6

Featured & Custom Projects 8

Themed Play 16

Forms & Shapes 28

Sprayers 44

Flush Mount 52

Fun Forms™ 62

Systems & Accessories 104

Design Support 124

Index 126

Water Odyssey™ Aquatic Playgrounds.

Some ideas just keep getting better...



What is an Aquatic Playground?

An aquatic playground is a recreational area designed specifically for interactive water play. Unlike swimming, wading, or paddling pools, aquatic playgrounds have no standing water. Aquatic Playgrounds improve public space and provide an ideal setting for family recreation.

Aquatic Playgrounds,

- Can be an option to a swimming, wading, or paddling pool.
- Cost less to install than a swimming, wading, or paddling pool.
- Cost less to maintain than a swimming, wading, or paddling pool.
- Are safer since there is no standing water. There is no need for Life Guards.

Why install an Aquatic Playground?

A community contemplating the addition of a recreational facility should consider an aquatic playground. Children have a natural affinity for water and Water Odyssey™ aquatic playgrounds provide them with a wholesome interactive play environment.

Aquatic Playgrounds,

- Are an ideal community recreational attraction.
- Provide stimulating interactive aquatic play.
- Stimulate children's senses.
- Are programmable to enhance the play experience.
- Are "kid friendly".
- Are safe.



All Water Odyssey™ above grade aquatic playground components have been designed in accordance with the ASTM Standard Practice of Interactive Aquatic Play Equipment as non-climbable structures. Some local agencies may require impact attenuating surfaces for some installations. Check local codes prior to final design.





Water Odyssey™

by Fountain People, Inc.

A world leader in the design and manufacturing of equipment and systems for architectural and interactive water features for aquatic play. Water Odyssey design personnel work with Architects, Landscape Architects, Aquatic Consultants, and Entertainment Companies around the world to develop the latest in interactive play designs and to actively pursue new innovations and ideas through a continuing research and development program.




*Dedicated to quality,
excellence and innovation.*



IN OVER YOUR HEAD WITH THE BID PROCESS?

Join NJPA and save time, resources & money while satisfying your local bidding requirements.



A Strategic Partnership

Cooperative Buying Power

Fountain People, Inc. (manufacturer of Water Odyssey™, Fun Forms™, and Fun Formations™) and The National Joint Powers Alliance® (NJPA), one of the nation's largest municipal contracting cooperatives with more than 48,000 members, have united to provide NJPA Members and Fountain People, Inc.'s customers a national competitively bid contract.

Under the NJPA contract #081910-FPI, Fountain People, Inc. is the exclusive supplier for fountain and aquatic playground equipment and services.

The solution to the cumbersome bid process is NJPA!

NJPA facilitated a national competitive bid process on behalf of their members soliciting "Playground and Recreation Related Equipment, Accessories and Supplies." Under state statute NJPA members are legally entitled to purchase off NJPA contracts, and gain access to contract pricing discounts on products for architectural fountains, fountain lighting, aquatic play features, an our world class design services that help you every step of the way!

The Advantages of NJPA membership

- Members are legally allowed to purchase off NJPA contracts, while satisfying their own competitive bid requirements-saving them valuable time, resources and money!
- Reduce the impact of staff reductions and budget cuts.
- Avoid duplicating the time-consuming process of facilitating competitive bids and waiting on responses.
- Members "choose" the right quality products, exceptional service, and nationally leveraged contract price-avoiding the unpleasant experience of low bid.
- Your no-cost, no-obligation membership gains you access to volume pricing discounts with Fountain People, Inc. and other nationally acclaimed vendors.

Instant Savings for all of your Aquatic Needs!

Whether it's for Aquatic Facilities, Spray Parks, Educational Campuses, Public Environments, or Residential Developments, Fountain People Inc.'s product lines provide unique, long-lasting features that enhance their surroundings and appeal to all ages.

How do I participate?

- Join NJPA.
- Go to the NJPA website: www.njpacoop.org and click "join".
- Contact your local Fountain People/Water Odyssey representative. They will assist you with your project needs, and help you with your NJPA membership.
- Don't know who your local representative is? Feel free to contact us: (512) 392-1155 or visit our website at: www.waterodyssey.com



NJPA contract #081910-FPI




Capture Imaginations

fun for all ages!

Durability, Color, and Artistry

Only Water Odyssey™ brings you custom theming & creations, while protecting them with the most durable long-lasting coating in the industry. From stainless steel spray features & accessories to Fun Forms™, Water Odyssey strives to be the very best in providing durable, long-lasting equipment.



Aqua Armor™

- The Toughest Coating in the Industry!
- Vandal-Resistant!!
- Bright Long-lasting Color!!!

Water Odyssey's Aqua Armor™ is the best and most durable coating system available in the industry today. It is applied in a five step carefully controlled process that ensures a durable, fade-resistant finish that is far superior to polyester powder coat systems. Unlike powder coating, Aqua Armor is field repairable to factory standards.



Light Blue



Yellow



Orange



Red



Purple



Dark Blue



Green



LusterCoat™

LusterCoat™ is a Metallic finish incorporating Aqua Armor. Now you can have the metallic look a metal surface without the high maintenance of constant cleaning.



Morning Sun



Ruby Fire



True Gold



Silver Frost



Mint Green



Sunset Orange



Irish Green



Violet Sky



Rose Petal Pink



Brilliant Blue



LusterBlast™

A proprietary Water Odyssey three-stage finishing process that creates a lustrous warm finish which requires minimal maintenance. It incorporates a passivation process which mitigates the potential spot corrosion associated with the 304 alloy.

Creative Themes

Limited only by the creative imagination, Water Odyssey theming keeps youthful hearts entertained by providing the creative depth your aquatic playground needs. Our Water Odyssey design team offers new and exciting play features varying in themes from animals to historical events and rural icons. We can also create custom designs based on your ideas and requests.

Whether a standard product or custom creation, Water Odyssey is able to develop “the look” for your specific project needs.




Theme Painting

Water Odyssey offers theme painting like no other. Here is an example of a Flush Mount spray feature that has been theme painted with a crab.




Custom Theme Carving

Products with carved additions, like the Parrot on the Tidal Barrel™ to the left, are a great way to create a unique play experience.



Custom Theme Painting

Water Odyssey offers custom theme painting like the Dr Pepper Tidal Barrel shown to the left. Custom theme painting includes logos, icons, mascots, and specific color matching for color systems such as Pantone® and RAL®.



Craftsmanship

Water Odyssey puts a lot of pride in our products and it shows! The following a few more examples that showcase our creativity and craftsmanship. As you will see, our catalog is filled with creativity.



Evergreen Wings & Waves

McMinnville, Oregon

The dream of Delford M. Smith and son, Capt. Michael King Smith, of creating an educationally inspiring aviation experience came to light with the Evergreen Aviation & Space Museum. Three custom Fun Forms™ Aqua Slides (two WWII inspired planes and a 37 foot tall Space Shuttle) provide a fun outlet for kids to learn more about space and aviation through water play! This indoor water park is just another example that Water Odyssey can provide one-of-a-kind play experiences!

For custom themed products, visit www.waterodyssey.com to find your local Water Odyssey representative, or contact us.





Great Wolf Lodge

Grapevine, Texas



Great Wolf Mountain was created for Great Wolf Lodge to become the signature water feature for their resorts. This unique piece, hand sculpted by our lead artist, stands 30 feet high with an 11 foot diameter base. When the Great Wolf howls, a 40 foot diameter sheet of water cascades down Wolf Mountain to the pool below.



Jack Mann Park

Longview, Texas

Due to the popularity of their other splash pads, the city of Longview wanted to build the largest one in East Texas! This 10,000 sf splash pad with more than 80 water features in three themed areas – Dr Pepper/sports area, western area and pirate area; was built with public and private funds. The splash pad is named in memory of Jack M. Mann, former president of the local Dr Pepper distributor and civic supporter. Attendance is about 120 children each day.



Port Neches, TX.

In 2006 Port Neches was ravaged by Hurricane Rita leaving parts of the community in shambles, one casualty being a community pool. City officials made the decision to go with a more cost-effective alternative to the former swimming pool and install a Splash Park. The goal for city officials was to increase the quality of life for the citizens of Port Neches and revitalize the Port Neches community. The 4500 square foot Port Neches Splash Park is the largest of its kind between Houston and New Orleans with more than 30 spray features, and continues to large crowds from the community to this day.



Water Kingdom, UK.

This extensive 9,500 square foot splash park is an enhancement to the existing well known theme park. The new “Water Kingdom” includes over 40 water features within the splash park with an extensive range of flush mounted jets and lots of exciting above-ground elements. Swaying Palms with Dumping Coconuts, a Ship Prow, a Tidal Barrel, a Daisy Raindrop, Water Fences, and many more features accommodate the high volumes of visitors during peak operating times without the need of facility supervision.



Trophy Club Community Pool

Trophy Club, Texas

Trophy Club (located in the Dallas/Fort Worth Area) has been a huge success to the surrounding community. The new addition brought new life to the existing facility and drastically increased attendance. Fun Forms™ such as the Pirate Ship Aqua Slide (seen below) is a big hit to kids of all ages, bringing families together through themed aquatic play.

For custom themed products, visit www.waterodyssey.com to find your local Water Odyssey representative, or contact us.





Kinsman Park

Edson, Alberta

The Kinsmen of Edson rallied businesses and local charities to come together to create and build the provinces biggest best splash park, with donations from members of the community, the towns input and the loyalties of the Kinsmen the splash park was opened with 54 elements and several of these custom themed to promote the supporting business such as the F150 truck slide sponsored by the local Ford dealership.


[This project is a true testament about a community coming together and accomplishing great things.](#)





Mission Hill, Boston, MA

Artist Ross Miller designed this very creative aquatic playground installation with year-round sculptural appeal. Water Odyssey™ formed these pieces of architectural grade 316 stainless steel and finished them with our Luster Blast™ finish to create a soft glow. Custom nozzles were created and the centerpiece is a standard Water Weave™. (Photographs by Ross Miller)



Riverview Pool, Clinton, IA

Lighthouses and Riverboats - Mississippi River icons

Working with the Designers and Engineers at Water's Edge Aquatic Design LLC of Lenexa, KS, Water Odyssey™ developed and manufactured a structural FRP housing around a modified Tidal Tank™ to create a Lighthouse to match actual local lighthouses. This exciting interactive play element incorporates sound, secondary spray manifolds, pulsing lighting, and a periodic 350 gallon, 360 degree splash dump. The custom Riverboat creates a playful splash from its paddle wheel while the front of the boat periodically turns over, dumping its load of water.



Flick Park, Glenview, IL

A one of a kind installation - a unique aquatic interactive game playing environment. Working with Williams Architects of Carol Stream, IL and the City of Glenview Department of Recreation & Parks, Water Odyssey™ helped design, and then engineered, manufactured, and programmed the equipment. Sound bollards give play directions and children spray targets suspended from cantilevered arms over a pool. Competition is between the players on both sides of the pool. Feedback is received in both audio and visual forms (LED lights). Game winners celebrate and “losers” are sprayed by the play elements directly behind them.



Jurong Bird Park, Singapore.

Birdz of Play, Jurong Bird Park's latest attraction of wet and dry playgrounds made a big splash for its debut. As part of an initiative to create original family-centric activities & facilities, the 9,700 square meter “Birdz of Play” playground consists of wet and dry zones for toddlers as well as older children. Fun Forms are mixed with other Water Odyssey spray features giving the park a unique look with vibrant colors and lots of different spray effects that kids love.



Themed

Imagination at Play.

Water Odyssey captures the essence of theming when it comes to aquatic play. It's an artistic combination of hand-detailed carving and painting that make these features come to life. With over 200 years of collective experience in custom fabrication for the aquatics industry, our artists lead the way in the creation of truly unique spray features that set Water Odyssey apart from the rest.

For custom themed products, visit www.waterodyssey.com to find your local Water Odyssey representative, or contact us.



Limitless Possibilities

let your imagination be your guide!

Themed



Tidal Tank™

W144

Activity: The Tidal Tank™ is the ultimate “big splash” effect. Kids mark the progress of the filling of the tank by the “leak holes”. When the tank is full it “burps” and spills its contents from the base of the tank creating a virtual thunder shower for a radius of 20’ (allow for “impact splash” beyond this radius). This unit has a dump capacity 350 gallons.

Options: Custom theming. Consult your local representative or contact us.

PRODUCT HEIGHT: 20'-1"
SPREAD: 50'-0"

LINE 1

FLOW: 50-100 GPM | 189-379 LPM
PRESSURE: 10 PSI | .69 BAR

LINE 2*

FLOW: .5 GPM | 1.89 LPM
PRESSURE: 30 PSI | 2.07 BAR

**City water line to activate dumping action.*



Tidal Barrel™

W186

Activity: The Tidal Barrel™ is our medium “big splash” effect. When the barrel is full it “burps” and spills its contents from the base of the tank creating a circular sheet of water with a radius of 16’ (allow for “impact splash” beyond this radius). This unit has a dump capacity 50 gallons.

Options: Custom theming. Consult your local representative or contact us.

PRODUCT HEIGHT: 15'-6"
SPREAD: 36'-0"

LINE 1

FLOW: 7-20 GPM | 27-76 LPM
PRESSURE: 10 PSI | .69 BAR

LINE 2*

FLOW: .5 GPM | 1.89 LPM
PRESSURE: 30 PSI | 2.07 BAR

**City water line to activate dumping action.*



Tidal Bucket™

W185

Activity: The Tidal Bucket™ is our smallest “big splash” effect. When the bucket is full it “burps” and spills its contents from the base of the tank creating a circular sheet of water with a radius of 12’ (allow for “impact splash” beyond this radius). This unit has a dump capacity 25 gallons.

Options: Custom theming. Consult your local representative or contact us.

PRODUCT HEIGHT: 11'-0"
SPREAD: 24'-0"

LINE 1


FLOW: 5-10 GPM | 19-38 LPM
PRESSURE: 10 PSI | .69 BAR

LINE 2*

FLOW: .5 GPM | 1.89 LPM
PRESSURE: 30 PSI | 2.07 BAR

**City water line to activate dumping action.*





Swaying Palm™
with Dumping Coconuts W110-DC

Activity: Three over-sized Hawaiian coconuts fill and spill randomly. Children delight in the anticipation and surprise created by this creative component.
Options: Activator Button.

FLOW: 8-24 GPM | 30-91 LPM
PRESSURE: 6 PSI | .41 BAR
PRODUCT HEIGHT: 12'-1"



Swaying Palm™
W110

Activity: With a detailed wind-swept trunk water splashes and falls from the fronds of the Swaying Palm™.
Options: Activator Button.

FLOW: 20-80 GPM | 76-303 LPM
PRESSURE: 5 PSI | .34 BAR
PRODUCT HEIGHT: 12'-1"



Water Palm™
W018

Activity: Water splashes and falls gently from the finely detailed fronds of the Water Palm™
Options: Hand Wheel; Activator Button.


FLOW: 20-80 GPM | 76-303 LPM
PRESSURE: 4 PSI | .28 BAR
PRODUCT HEIGHT: 11'-0"



Limitless Possibilities

let your imagination be your guide!

Themed



Sea Dragon™

Sea Dragon - W048 | Chinese Sea Dragon - W320

Activity: The fearsome five-piece Sea Dragon™ is an ideal piece for a medium to large aquatic play area. For a smaller setting, delete individual components or use just the head and front riser.

Options: Activator Button; Sound.

FLOW: 55-75 GPM | 208-284 LPM
PRESSURE: 10 PSI | .69 BAR
PRODUCT HEIGHT: 10'-0"

*W048C, W320C - WATER CONSERVING VERSION

FLOW: 15-25 *CGPM | 57-95 *CLPM
PRESSURE: 10 *CPSI | .69 *CBAR



Sea Snake™

W066

Activity: This fun themed piece adds life to a park. Use a few elements, the complete assembly, or the just the head and front riser. Uses low-flow nozzles with a flat fan jet for the Snake's tongue and a solid stream tail effect.

Options: Activator Button; Sound.

FLOW: 45 GPM | 170 LPM
PRESSURE: 10 PSI | .69 BAR
PRODUCT HEIGHT: 10'-0"



Flutterby Ring™

W350

Activity: A butterfly sits atop this nature inspired Water Ring™ that creates a screen of water through which children can pass through.

Options: Activator Button.

FLOW: 10 GPM | 38 LPM
PRESSURE: 10 PSI | .69 BAR
PRODUCT HEIGHT: 5'-1"





Flower Shower™
W128

Activity: The Flower Shower™ provides a super flower full of shower fun!
Options: Hand Wheel; Activator Button.

FLOW: 40-60 GPM | 151-227 LPM
PRESSURE: 6 PSI | .41 BAR
PRODUCT HEIGHT: 11'-8"

*W028C - WATER CONSERVING VERSION
FLOW: 10-20 *CGPM | 38-76 *CLPM
PRESSURE: 6 *CPSI | .41 *CBAR



Daisy Raindrop™
W061

Activity: A gentle splash of water falls from the clear dome "seedpod" atop the finely detailed petals of the Daisy Raindrop™.
Options: Activator Button.

FLOW: 15 GPM | 57 LPM
PRESSURE: 7 PSI | .48 BAR
PRODUCT HEIGHT: 9'-3"



SHOWN WITH OPTIONAL ACTIVATOR BUTTON

Saguaro Soaker™
W026

Activity: The Saguaro Soaker™ offers a cooling shower on a hot day.
Options: Hand Wheel; Activator Button.

FLOW: 40-60 GPM | 151-227 LPM
PRESSURE: 15-25 PSI | 1.03-1.72 BAR
PRODUCT HEIGHT: 10'-4"

*W026C - WATER CONSERVING VERSION
FLOW: 15-25 *CGPM | 57-95 *CLPM
PRESSURE: 15-20 *CPSI | 1.03-1.72 *CBAR



Limitless Possibilities

let your imagination be your guide!

Themed



W142



W196



W197

Dumpin' Buccaneer™

W142

Activity: The Dumpin' Buccaneer™ is a unique themed piece that can look like a pirate brig or a mighty man of war. The "reefed sails" dump as they fill with water. Use with the Ship Prow and Stern and G2 Cannons™ to create a super fun maritime aquatic play environment.

Options: Activator Button.

FLOW: 25-50 GPM | 95-189 LPM
PRESSURE: 6 PSI | .41 BAR
PRODUCT HEIGHT: 19'-5"

Ship Prow & Ship Stern

Prow - W196 | Stern - W197

Activity: These beautifully detailed pieces create the feel of the bow and stern of a classic sailing ship. Kids can interact with these pieces by diverting water between the multiple nozzles. These pieces can be used with a Schooner Splash™ or a Dumpin' Buccaneer™ to create a ship theme. Add G2 Cannons™ for more interactive play value.

Options: Activator Button.

W196 - Ship Prow
FLOW: 26 GPM | 98 LPM
PRESSURE: 15 PSI | 1.03 BAR
PRODUCT HEIGHT: 5'-2"

W197 - Ship Stern
FLOW: 5 GPM | 19 CLPM
PRESSURE: 2 PSI | .14 BAR
PRODUCT HEIGHT: 3'-8"



Schooner Splash™
W148

Activity: The Schooner Splash™ can be a sailing ship main mast or a banner pole. Its two colorful buckets fill and dump randomly, depending on the rate of flow of water. Use with the Ship Prow and Stern and G2 Cannons™ to create a super fun maritime aquatic play environment.

Options: Hand Wheel; Activator Button.

FLOW: 8-24 GPM | 30-91 LPM
PRESSURE: 6 PSI | .41 BAR
PRODUCT HEIGHT: 19'-5"




Port Beacon™
W172

Activity: The faithful Port Beacon™ has a perimeter rain curtain of sparkling water and a bubbler in the cupola.

Options: Activator Button.

FLOW: 30-50 GPM | 114-189 LPM
PRESSURE: 10 PSI | .69 BAR
PRODUCT HEIGHT: 16'-1"




Sea Anchor™
W049

Activity: The Sea Anchor™ sits firmly in its bed creating cooling drips and splashes.

Options: Activator Button.

FLOW: 35-55 GPM | 132-208 LPM
PRESSURE: 6 PSI | .41 BAR
PRODUCT HEIGHT: 10'-5"

*W049C - WATER CONSERVING VERSION
FLOW: 15-25 *CGPM | 57-95 *CLPM
PRESSURE: 6 *CPSI | .41 *CBAR



Whale of a Tail™
W051

Activity: The marine themed Whale Of A Tail™ works well with deck graphics. Use flush mounted components such as the Cloud 9™ or Jet Way™ to create the whale's spout.

Options: Activator Button.

FLOW: 10 GPM | 38 LPM
PRESSURE: 20 PSI | 1.38 BAR
PRODUCT HEIGHT: 7'-2"

Limitless Possibilities

let your imagination be your guide!

Themed



Flamdingo™

W237

Activity: Standing an impressive 11'6" high the whimsical Flamdingo™ features a dumping "gullet" and spraying tail feathers.

FLOW: 15 GPM | 57 LPM
PRESSURE: 10 PSI | .69 BAR
PRODUCT HEIGHT: 11'-6"




Buddy Bovine™

W244

Activity: Playful Buddy Bovine™ emits a refreshing spray of water to cool kids on a hot summer day.

Options: Hand Wheel; Activator Button; Sound.

FLOW: 3 GPM | 11 LPM
PRESSURE: 10 PSI | .69 BAR
PRODUCT HEIGHT: 10'-0"



Swan Shower™

W349

Activity: The Swan Shower™ offers a gentle narrow spray of water. This elegant spray feature can be themed painted to resemble similar waterfowl of your region.

Options: Activator Button.

FLOW: 8 GPM | 30 LPM
PRESSURE: 10 PSI | .69 BAR
PRODUCT HEIGHT: 10'-0"



Trickle Tractor™

W157

Activity: The Trickle Tractor™ turns a rural icon into an interactive aquatic play element. A rear activator can control the flow of water through the structure while a front activator can create a steamy mist effect from the muffler.

Options: Activator Button.

FLOW: 42-62 GPM | 159-235 LPM
PRESSURE: 20 PSI | 1.38 BAR
PRODUCT HEIGHT: 8'-7"

*W157C - WATER CONSERVING VERSION

FLOW: 17-22 *CGPM | 64-83 *CLPM
PRESSURE: 20 *CPSI | 1.38 *CBAR



Cattail Group

W322

Activity: A modern twist on nature, this fun themed feature group offers multiple stream effects. Combine with Nature themed Spin N' Sprays™ & Aqua Spouts™ for a one-of-a-kind water garden inspired spray park.

Options: Activator Button.

FLOW: 24 GPM | 91 LPM
 PRESSURE: 8 PSI | .55 BAR
 PRODUCT HEIGHT: SMALL LEAF (7'-0"),
 MEDIUM LEAF (9'-0"), LARGE CATTAIL (11'-0")



Flick Flower #3

W255

Activity: The most popular of a three flower series that emits a clear sheet of water. This spray feature can be theme painted to imitate many flower species.

Options: Activator Button.

FLOW: 60 GPM | 227 LPM
 PRESSURE: 9 PSI | 1.38 BAR
 PRODUCT HEIGHT: 7'-0"



Fish N' Spill™

W327

Activity: The Fish N' Spill™ is a take on the classic "dump bucket" component with a 2.3 GPD (gallons per dump) rating per bucket. Available with five or three arms - add suffix -3 to catalog number for three arm Fish N' Spill.

Options: Hand Wheel; Activator Button.

FLOW: 5-15 GPM | 19-57 LPM
 PRESSURE: 6 PSI | .41 BAR
 PRODUCT HEIGHT: 11'-2"



Watercycle™

W161

Activity: Kids can press the optional integral activator button to cause streams of water to spray from the "fenders" while mist sprays from the "tailpipes". A mechanical horn is mounted on the front fender.

Options: Activator Button.

FLOW: 35-57 GPM | 140-216 LPM
 PRESSURE: 20 PSI | 1.38 BAR
 PRODUCT HEIGHT: 3'-7"

*W161C - WATER CONSERVING VERSION
 FLOW: 12-17 *CGPM | 45-64 *CLPM
 PRESSURE: 20 *CPSI | 1.38 *CBAR



Limitless Possibilities

let your imagination be your guide!

Themed



Dizzy Bear Maypole™

W346

Activity: This fun themed piece adds life to a park. A nature inspired approach to the Water Maypole™ children turn the handles to cause ribbons of water to swing and sway about the pole.

Options: Activator Button.

FLOW: 30-40 GPM | 114-151 LPM
PRESSURE: 6 PSI | .41 BAR
PRODUCT HEIGHT: 12'-0"




Spin N' Prey™

W348

Activity: This nature themed piece creates twirling showers as children turn the handles.

Options: Activator Button.

FLOW: 26 GPM | 98 LPM
PRESSURE: 20 PSI | 1.38 BAR
PRODUCT HEIGHT: 8'-7"



Honey Bear Buckets™

W347

Activity: The Honey Bear Buckets™ is a nature themed twist on the interactive Spin N' Spill™. By moving the side handles, children maneuver and align the buckets to a fill position to control their dumping rate. This unit has a 3.5 GPD (gallons per dump) rating.

Options: Activator Button.

FLOW: 15-30 GPM | 57-114 LPM
PRESSURE: 8 PSI | .55 BAR
PRODUCT HEIGHT: 13'-8"





Bananarama

W357

Activity: This fun tropical themed piece adds to the already popular Swaying Palm™ with interactive dumping banana buckets. Children anticipate the splash as the monkey watches with delight.

Options: Activator Button.

FLOW: 18-24 GPM | 30-91 LPM
 PRESSURE: 6 PSI | .41 BAR
 PRODUCT HEIGHT: 14'-2"




Water Windmill™

W143

Activity: The Wind Mill is a widely recognized western rural icon. This creative component is available with up to five separate interactive play stations. Hand wheels can control the individual arm effects - Water Wheel, Spray Bubble, Morning Glory, and Spout - while the standard center swivel wheel turns the top assembly directing the streams that shoot from the center of the blades.

Options: Hand Wheel; Activator Button.

FLOW: 40-60 GPM | 151-227 LPM
 PRESSURE: 12 PSI | .83 BAR
 PRODUCT HEIGHT: 21'-1"



Spill Tower™

W127

Activity: The Spill Tower™ is carefully detailed to recreate a train stop water tank. An optional hand wheel can regulate the flow to the downspout and top.

Options: Hand Wheel; Activator Button.

FLOW: 20-30 GPM | 76-114 LPM
 PRESSURE: 10-20 PSI | .69-1.38 BAR
 PRODUCT HEIGHT: 14'-2"





Forms & Shapes

The Essentials of Aquatic Play.

Made for any aquatic play setting, these traditional features offer a wide variety of water effects from water conserving stream effects to mushroom domes. Forms & Shapes are simple in appearance and very durable. These spray features are typically offered with Water Odyssey's standard colors, but can be theme-painted to make your facilities a come to life.

Have a theme in mind? Visit www.waterodyssey.com to find your local Water Odyssey representative, or contact us.



The Essentials of Aquatic Play

your canvas for creativity!



SHOWN WITH OPTIONAL ACTIVATOR BUTTON

Water Coils™

W032

Activity: This inviting play component creates screens of water through which children can pass. Four helical coils are standard. Order as many or as few as needed for your design.

Options: Activator Button.

Suggested Hydraulics (4 Coils)

FLOW: 40 GPM | 151 LPM

PRESSURE: 10 PSI | .69 BAR

PRODUCT HEIGHT: 5'-1"



Water Rings™

W238

Activity: Water Rings™ create screens of water through which children can maneuver. Rings can be individually piped or piped as a single unit. Four rings are standard. Order as many or as few as needed for your design.

Options: Activator Button.

Suggested Hydraulics (4 Rings)

FLOW: 40 GPM | 151 LPM

PRESSURE: 10 PSI | .69 BAR

PRODUCT HEIGHT: 5'-1"



Water Wickets™

W074

Activity: The Water Wickets™ array is the colors of a rainbow and its misting jets frequently create a real rainbow. Four wickets are standard and range in size as shown- order as many, or few, in the various sizes needed for your design.

Options: Activator Button.

FLOW: 15 GPM | 57 LPM

PRESSURE: 20 PSI | 1.38 BAR

PRODUCT HEIGHT: Wicket A (5'-6"), B (6'-0"), C (6'-6"), D (7'-0")






Turn-A-Round™
W214

Activity: Younger children turn the top ball of the Turn-A-Round™ to direct the gentle arching streams of water.

FLOW: 5 GPM | 19 LPM
PRESSURE: 3 PSI | .21 BAR
PRODUCT HEIGHT: 2'-3"



Turn-A-Round Two™
W334

Activity: Younger children turn the top ball of the Turn-A-Round Two™ to direct the arching streams of water.
Options: Activator Button.

FLOW: 5 GPM | 19 LPM
PRESSURE: 3 PSI | .21 BAR
PRODUCT HEIGHT: 3'-6"



Push-Me-Pull-You™
W158

Activity: Push-Me-Pull-You™ is another interactive aquatic play innovation by Water Odyssey. Children manipulate the handles on each end of the Push-Me-Pull-You to move the sprays from one end to the other.
Options: Activator Button.

FLOW: 72 GPM | 273 LPM
PRESSURE: 4 PSI | .28 BAR
PRODUCT HEIGHT: 3'-3"

*W158C - WATER CONSERVING VERSION
FLOW: 12 *CGPM | 45 *CLPM
PRESSURE: 4 *CPSI | .28 *CBAR



The Essentials of Aquatic Play

your canvas for creativity!



Roll-A-Rail™

W080

Activity: The Roll-A-Rail™ is a Water Odyssey original. Children are able to turn the Roll-A-Rail™ clockwise or counter-clockwise to direct the streams of water in a full circle for a truly unique interactive play experience.

Options: Hand Wheel; Activator Button.

FLOW: 45 GPM | 170 LPM
 PRESSURE: 5 PSI | .34 BAR
 HEIGHT: 4 FT | 1.22 M
 THROW: 8 FT | 2.44 M
 PRODUCT HEIGHT: 3'-0"

*W080C - WATER CONSERVING VERSION
 FLOW: 8 *CGPM | 30 *CLPM
 PRESSURE: 5 *CPSI | .34 *CBAR




Water Rail™

W062

Activity: The Water Rail™ sprays multiple solid streams of water.

Options: Hand Wheel; Activator Button.

HEIGHT: 4 FT | 1.22 M
 FLOW: 31 GPM | 117 LPM
 PRESSURE: 5 PSI | .34 BAR
 THROW: 8 FT | 2.44 M
 PRODUCT HEIGHT: 4'-3"



Water Worm™

W020

Activity: The gentle spray of the Water Worm™ is designed to enchant the younger set.

Options: Activator Button.

FLOW: 35-55 GPM | 132-208 LPM
 PRESSURE: 2-3 PSI | .14-.21 BAR
 PRODUCT HEIGHT: SECTION A (3'-3"), B (2'-2"), C (1'-9"), D (2'-3")

*W020C - WATER CONSERVING VERSION
 FLOW: 10-15 *CGPM | 38-57 *CLPM
 PRESSURE: 2-3 *CPSI | .14-.21 *CBAR





Snowball™

W041-SN

SPRAY HEIGHT: 2-6 FT | 1.61-1.83 M
SPREAD: 5-12 FT | 1.52-3.66 M
FLOW: 10 GPM | 38 LPM
PRESSURE: 20 PSI | 1.38 BAR



Peacock™

W041-PN


SPRAY HEIGHT: 4-8 FT | 1.22-2.44 M
SPREAD: 5-15 FT | 1.52-1.83 M
FLOW: 50-75 GPM | 189-284 LPM
PRESSURE: 6-11 PSI | .41-.76 BAR



Arch Jet™

W041-AJ


SPRAY HEIGHT: 4-6 FT | 1.22-1.83 M
SPREAD: 8-16 FT | 2.44-4.88 M
FLOW: 30-40 GPM | 114-151 LPM
PRESSURE: 6-9 PSI | .41-.62 BAR



Water Castle™

W041-WC

SPRAY HEIGHT: 4-6 FT | 1.22-1.83 M
SPREAD: 5-10 FT | 1.52-3.05 M
FLOW: 20-40 GPM | 76-151 LPM
PRESSURE: 5-8 PSI | .34-.55 BAR



Foam Jet™

W041-JF

SPRAY HEIGHT: 2-6 FT | 1.61-1.83 M
SPREAD: 4-8 FT | 1.22-2.44 M
FLOW: 30-50 GPM | 114-189 LPM
PRESSURE: 6-11 PSI | .41-.76 BAR



Fountain On A Stick™

W041

Activity: Fountain On A Stick™ is a unique aquatic play component that gives you the ability to change the water effect periodically.

Options: Hand Wheel; Activator Button.

PRODUCT HEIGHT: 9'-7"



The Essentials of Aquatic Play

your canvas for creativity!

Forms & Shapes



Curvy Cool™
W003

Activity: The Curvy Cool™ is a cooling tower of misters with a triple bend.
Options: Activator Button.

FLOW: 26 GPM | 98 LPM
PRESSURE: 20 PSI | 1.38 BAR
PRODUCT HEIGHT: 8'-7"


*W003C - WATER CONSERVING VERSION
FLOW: 14 *CGPM | 53 *CLPM
PRESSURE: 20 *CPSI | 1.38 *CBAR



Cool Stick™
W050

Activity: The Cool Stick™ is a simple "cooler" for a hot day.
Options: Activator Button.

FLOW: 9 GPM | 34 LPM
PRESSURE: 20 PSI | 1.38 BAR
PRODUCT HEIGHT: 6'-4"



Water Ball™
W046

Activity: Children can cause the ball to rise and fall by using the optional hand wheel or activator button.
Options: Hand Wheel; Activator Button.

FLOW: 15 GPM | 57 LPM
PRESSURE: 15 PSI | 1.03 BAR
PRODUCT HEIGHT: 10'-4"





Mission Hill Spill™

W326-3

Activity: The Mission Hill Spill offers a contemporary aesthetic with dense shower of multiple streams. Combine with Mission Hill Showers and Misters for the perfect balance between form and function.

Options: Activator Button.

FLOW: 20-40 GPM | 76-151 LPM
 PRESSURE: 5-8 PSI | .34-.55 BAR
 L/H: 2'-2" | 11'-0"

*W326-3C - WATER CONSERVING VERSION

FLOW: 10 *CGPM | 38 *CLPM
 PRESSURE: 8 *CPSI | .55 *CBAR



Mission Hill Shower™

W326-2

Activity: The Mission Hill Shower (shown in yellow) offers a contemporary aesthetic with a gushing spray effect. Combine with Mission Hill Spills and Misters for the perfect balance between form and function.

Water Conserving Version Shown.

Options: Activator Button.

FLOW: 25-50 GPM | 95-189 LPM
 PRESSURE: 3 PSI | .21 BAR
 L/H: 2'-2" | 8'-8"

*W326-2C - WATER CONSERVING VERSION

FLOW: 10 *CGPM | 38 *CLPM
 PRESSURE: 8 *CPSI | .55 *CBAR



Mission Hill Mister™

W326-1

Activity: The shortest of the three, the Mission Hill Mister is a contemporary cooling station with gentle misters. Combine with Mission Hill Showers and Spills for the perfect balance between form and function.


Options: Activator Button.

FLOW: 5 GPM | 19 LPM
 PRESSURE: 3 PSI | .21 BAR
 L/H: 1'-7" | 7'-2"



The Essentials of Aquatic Play

your canvas for creativity!



Step N' Whoosh™
W008

Activity: The Step N' Whoosh™ emits a refreshing gush of water.
Options: Hand Wheel; Activator Button.

FLOW: 25-50 GPM | 95-189 LPM
PRESSURE: 5-20 PSI | .34-1.38 BAR
PRODUCT HEIGHT: 8'-4"

*W008C - WATER CONSERVING VERSION
FLOW: 15-25 *CGPM | 57-95 *CLPM
PRESSURE: 5-20 *CPSI | .34-1.38 *CBAR

Sun Shower™
W029

Activity: The Sun Shower™ emits a refreshing gush of water.
Options: Hand Wheel; Activator Button.

FLOW: 25-50 GPM | 95-189 LPM
PRESSURE: 5-20 PSI | .34-1.38 BAR
PRODUCT HEIGHT: 10'-0"

*W029C - WATER CONSERVING VERSION
FLOW: 10-15 *CGPM | 38-57 *CLPM
PRESSURE: 20 *CPSI | 1.38 *CBAR

Filler Dump™
W063

Activity: The Filler Dump™ offers a simple pipe dump effect.
Options: Hand Wheel; Activator Button.

FLOW: 10-100 GPM | 38-379 LPM
PRESSURE: 4 PSI | .28 BAR
PRODUCT HEIGHT: 9'-0"



Mushroom Maze™
W010

Activity: The Mushroom Maze™ emits a crystal clear sheet of water. Add an activator button for enhanced interactivity.
Options: Activator Button.

FLOW: 30-40 GPM | 114-151 LPM
PRESSURE: 2-3 PSI | .14-.21 BAR
SPREAD: 4-8 FT / 1.22-2.44 M
PRODUCT HEIGHT: 3'-0"



Water-Brella™
W039

Activity: Water deflects from the underside of the Water-Brella™ dome creating a showery effect.
Options: Hand Wheel; Activator Button.


FLOW: 30-60 GPM | 114-227 LPM
PRESSURE: 4-6 PSI | .28-.41 BAR
PRODUCT HEIGHT: 9'-0"



Under-Brella™
W007-F

Activity: Water rolls over the top of the dome of the Under-Brella™ creating a playful circular waterfall. FRP dome is standard.
Options: Hand Wheel; Activator Button; Stainless Steel Dome (order Catalog #W007).

FLOW: 50-250 GPM | 189-946 LPM
PRESSURE: 4 PSI | .28 BAR
PRODUCT HEIGHT: 9'-3"



Weeping Water™
W022

Activity: The Weeping Water™ “tree” creates a rain-like circle of water.
Options: Hand Wheel; Activator Button.

FLOW: 40-60 GPM | 151-227 LPM
PRESSURE: 4 PSI | .28 BAR
PRODUCT HEIGHT: 9'-4"

*W022C - WATER CONSERVING VERSION
FLOW: 10-15 *CGPM | 38-57 *CLPM
PRESSURE: 4 *CPSI | .28 *CBAR



Water Web™
W040

Activity: The Water Web™ casts a circle of web-like streams of water. Add an activator button for enhanced interactivity.
Options: Activator Button.

FLOW: 8-16 GPM | 30-61 LPM
PRESSURE: 1-2 PSI | .07-.14 BAR
SPREAD: 4-8 FT / 1.22-2.44 M
PRODUCT HEIGHT: 2'-10"

The Essentials of Aquatic Play

your canvas for creativity!



Water Way™
W001

Activity: The Water Way™ arch produces a soft “rain curtain” effect.
Options: Hand Wheel; Activator Button.

FLOW: 25 GPM | 95 LPM
PRESSURE: 4 PSI | .28 BAR
PRODUCT HEIGHT: 8'-4"

*W001C - WATER CONSERVING VERSION
FLOW: 5 *CGPM | 19 *CLPM
PRESSURE: 3 *CPSI | .21 *CBAR



Spray Way™
W034

Activity: The Spray Way™ arch creates a cooling cloud of mist.
Options: Hand Wheel; Activator Button.

FLOW: 12 GPM | 45 LPM
PRESSURE: 20 PSI | 1.38 BAR
PRODUCT HEIGHT: 7'-4"

*W034C - WATER CONSERVING VERSION
FLOW: 6 *CGPM | 23 *CLPM
PRESSURE: 20 *CPSI | 1.38 *CBAR



Shimmer Sheet™
W132

Activity: The Shimmer Sheet™ discharges a clear sheet waterfall.
Options: Hand Wheel; Activator Button.

FLOW: 32-96 GPM | 121-363 LPM
PRESSURE: 5 PSI | .34 BAR
PRODUCT HEIGHT: 8'-6"





Crystal Dome™

W138

Activity: The Crystal Dome™ is a true water umbrella. Use in place of the traditional umbrella for a more enjoyable interactive water experience.

Options: Activator Button.

FLOW: 180-200 GPM | 681-757 LPM
 PRESSURE: 6 PSI | .41 BAR
 SPREAD: 16'-0"
 PRODUCT HEIGHT: 9'-0"



SHOWN WITH OPTIONAL ACTIVATOR BUTTON

Just-A-Bucket™

W147

Activity: Simplicity itself, Just-A-Bucket™ has a single bucket with a 3.5 GPD (gallons per dump) rating.

Options: Hand Wheel; Activator Button.

FLOW: 5-15 GPM | 19-57 LPM
 PRESSURE: 6 PSI | .41 BAR
 PRODUCT HEIGHT: 13'-8"



Just-A-Wheel™

W150

Activity: As little as 5 GPM will drive the Just-A-Wheel™ water wheel.

Options: Hand Wheel; Activator Button.

FLOW: 5-10 GPM | 19-38 LPM
 PRESSURE: 6 PSI | .41 BAR
 PRODUCT HEIGHT: 13'-5"



The Essentials of Aquatic Play

your canvas for creativity!



Spin N' Spill™
W130

Activity: The Spin & Spill™ is an exceptional Water Odyssey interactive play innovation. By moving the side handles, children maneuver and align the buckets to a fill position to control their dumping rate. This unit has a 3.5 GPD (gallons per dump) rating.

Options: Activator Button.

FLOW: 15-30 GPM | 57-114 LPM
PRESSURE: 8 PSI | .55 BAR
PRODUCT HEIGHT: 13'-8"




Spin-Brella™
W137

Activity: The Children turn the handles of the unique Spin-Brella™ to cause sheets of water to swing and sway about the pole.

Options: Activator Button.

FLOW: 20-30 GPM | 76-114 LPM
PRESSURE: 6 PSI | .41 BAR
PRODUCT HEIGHT: 9'-6"



Water Maypole™
W139

Activity: Children turn the handles of the unique Water Maypole™ to cause the ribbons of water to swing and sway about the pole.

FLOW: 30-40 GPM | 114-151 LPM
PRESSURE: 6 PSI | .41 BAR
PRODUCT HEIGHT: 12'-0"





Water Whoopee™

W024

Activity: The classic Water Whoopee™ throws out a clear sheet of water that looks much like a morning glory.

Options: Hand Wheel; Activator Button.

FLOW: 25-75 GPM | 95-284 LPM
 PRESSURE: 4 PSI | .28 BAR
 PRODUCT HEIGHT: 9'-1"



Silly Shower™

W023

Activity: The Silly Shower™ uses three morning glory nozzles to provide a decorative, cooling spray.

Options: Hand Wheel; Activator Button.

FLOW: 30-120 GPM | 114-454 LPM
 PRESSURE: 5 PSI | .34 BAR
 PRODUCT HEIGHT: 14'-11"



Three Arm Bandit™

W129

Activity: The Three Arm Bandit™ features three distinctive interactive spray effects.

Options: Hand Wheel; Activator Button.

FLOW: 25-35 GPM | 95-132 LPM
 PRESSURE: 5 PSI | .34 BAR
 PRODUCT HEIGHT: 13'-1"



The Essentials of Aquatic Play

your canvas for creativity!

Forms & Shapes



Triple Drop™
W155

Activity: The Triple Drop™ combines three contrasting effects for a truly refreshing play experience.
Options: Hand Wheel; Activator Button.

FLOW: 25-35 GPM | 95-132 LPM
PRESSURE: 5 PSI | .35 BAR
PRODUCT HEIGHT: 13'-1"



Spill Mix™
W152

Activity: The Spill Mix™ provides a trio of different spray effects for interactive aquatic play fun.
Options: Hand Wheel; Activator Button.

FLOW: 25-35 GPM | 95-132 LPM
PRESSURE: 5 PSI | .34 BAR
PRODUCT HEIGHT: 13'-1"



Three Wheeler™
W151

Activity: The Three Wheeler™ features three water wheels. The optional hand wheel allows children to control the rate of flow and therefore the speed at which the wheels turn.
Options: Hand Wheel; Activator Button.

FLOW: 15-25 GPM | 57-95 LPM
PRESSURE: 5 PSI | .34 BAR
PRODUCT HEIGHT: 13'-1"





Big Buckets™

W121

Activity: Big Buckets™ is a medium size component that is available with five or three arms - add suffix -3 to catalog number for three arm Big Buckets™. Each bucket has a 3.5 GPD (gallons per dump) rating.

Options: Hand Wheel; Activator Button; Decorative Banners (see below).

FLOW: 14-42 GPM | 53-159 LPM
 PRESSURE: 8 PSI | .55 BAR
 PRODUCT HEIGHT: 13'-0"



Fill N' Spill™

W103

Activity: The Fill N' Spill™ is a classic "dump bucket" component with a 2.3 GPD (gallons per dump) rating per bucket. Available with five or three arms - add suffix -3 to catalog number for three arm Fill N' Spill.

Options: Hand Wheel; Activator Button; Decorative Banners (see below).

FLOW: 5-15 GPM | 19-57 LPM
 PRESSURE: 6 PSI | .41 BAR
 PRODUCT HEIGHT: 13'-0"



Splash Tower™

W133

Activity: The Splash Tower™, our largest standard "dump bucket" component has an 8 GPD (gallons per dump) rating. Available with five arms only.

Options: Activator Button; Decorative Banners (see below).

FLOW: 32-96 GPM | 121-363 LPM
 PRESSURE: 9 PSI | .62 BAR
 PRODUCT HEIGHT: 15'-6"



FR3 - Rectangular



FT3 - Inverted Triangles



FC3 - Chain Garlands



FS3 - Sails


Decorative Banners

Enhance your Fill N' Spill™, Big Buckets™, or Splash Tower™ with flags, banners, or chain garlands. Basic options are shown and we welcome custom applications.

Fabric banners and sails are of durable open-weave PVC coated TexTilene Plus® and are supplied with connection hardware and bottom weights. A full palette of colors is available. Risers and arms are of type 304 stainless steel with our durable urethane coating system.

- Decorative - Colorful banners and chains can give your play component a distinctive look.
- Graphics - Add your City or Park name or other graphics.





Sprayers

Creative ways to spray & play!

From Gravity Cannons™ to themed Spin N' Sprays, Water Odyssey offers an extensive selection of high quality sprayers. Hand-detailed theming, and innovative features such as gravity controlled shut-offs & activators make spray features like these on-of-a-kind.

For custom sprayers, visit www.waterodyssey.com to find your local Water Odyssey representative, or contact us.

Innovative Designs

creative ways to spray & play!

Sprayers



Gravity Shooter™

W056

Activity: The Gravity Shooter™ is built around our unique soft-feel foam nozzle and is available with 45 to 360 degree swing (operating range) in both planes - standard is 90° horizontal swing by 45° vertical swing. This unit is available with a hidden wireless activator for virtually instantaneous on/off operation. There are no pinch points.

Options: Wireless Activator.

THROW @ 45°: 20 FT | 6.10 M
FLOW: 20 GPM | 76 LPM
PRESSURE: 23 PSI | 1.59 BAR
PRODUCT HEIGHT: 3'-4"

***W056C - WATER CONSERVING VERSION**

FLOW: 12 *CGPM | 45 *CLPM
PRESSURE: 16 *CPSI | 1.10 *CBAR



Gravity Cannon™

W088


Activity: The Gravity Cannon™ has the look of an old-time sailing ship cannon and features our exclusive soft-feel foam nozzle. The standard horizontal swing (operating range) is 90° and it is available up to 360°. The unit is counter-balanced so that when not in use, it automatically turns off. There are no pinch points.

Options: Wireless Activator.

THROW @ 45°: 20 FT | 6.10 M
FLOW: 20 GPM | 76 LPM
PRESSURE: 23 PSI | 1.59 BAR
PRODUCT HEIGHT: 3'-4"

***W088C - WATER CONSERVING VERSION**

FLOW: 12 *CGPM | 45 *CLPM
PRESSURE: 16 *CPSI | 1.10 *CBAR



Gravity Double Spray™

W134

Activity: More than double the fun is offered with the unique Gravity Double Spray™. Both heads incorporate our soft-feel foam nozzle. This component is available with 45 to 360 degree swing (operating range) in both planes - standard is 90° horizontal swing by 45° vertical swing. This unit is available with a hidden wireless activator for virtually instantaneous on/off operation. There are no pinch points.


Options: Wireless Activator.

THROW @ 45°: 20 FT | 6.10 M
FLOW: 40 GPM | 151 LPM
PRESSURE: 23 PSI | 1.59 BAR
PRODUCT HEIGHT: 3'-4"

***W134C - WATER CONSERVING VERSION**

FLOW: 24 *CGPM | 91 *CLPM
PRESSURE: 16 *CPSI | 1.10 *CBAR





G2 Shooter™

W283

Activity: The G2 Shooter™ is the next generation Gravity Shooter. This unit has all of its predecessor's features and is available with a hidden wireless activator for virtually instantaneous on/off operation. The operating range (spray width) of these units can be pre-set at the factory from 45 to 360 degrees. Vertical adjustability is 45°.

Options: Activator Button.

THROW @ 45°: 20 FT | 6.10 M
 FLOW: 20 GPM | 76 LPM
 PRESSURE: 23 PSI | 1.59 BAR
 PRODUCT HEIGHT: 3'-4"

*W283C - WATER CONSERVING VERSION
 FLOW: 12 *CGPM | 45 *CLPM
 PRESSURE: 16 *CPSI | 1.10 *CBAR

G2 Cannon™

W284

Activity: The G2 Cannon™ has the look of an old sailing ship's cannon and has all of its predecessor's features. This unit is also available with a hidden wireless activator for virtually instantaneous on/off operation. The operating range (spray width) of these units can be pre-set at the factory from 45 to 360 degrees. Vertical adjustability is 45°.

Options: Activator Button.

THROW @ 45°: 20 FT | 6.10 M
 FLOW: 20 GPM | 76 LPM
 PRESSURE: 23 PSI | 1.59 BAR
 PRODUCT HEIGHT: 3'-4"

*W284C - WATER CONSERVING VERSION
 FLOW: 12 *CGPM | 45 *CLPM
 PRESSURE: 16 *CPSI | 1.10 *CBAR

Water Plug™

W102

Activity: The top of the Water Plug™ rotates to direct the soft-foam jet nozzle stream. The operating range can be pre-set at the factory from 45 to 360 degrees. This component has no pinch points.

Options: Activator Button.

THROW: 20 FT | 6.10 M
 FLOW: 20 GPM | 76 LPM
 PRESSURE: 23 PSI | 1.59 BAR
 PRODUCT HEIGHT: 2'-8"

*W102C - WATER CONSERVING VERSION
 FLOW: 12 *CGPM | 45 *CLPM
 PRESSURE: 16 *CPSI | 1.10 *CBAR



Spin N' Spray Themed Sprayers

quality, performance, and fun for all.



Moose - W358




Zebra - W289



Dolphin - W285



Baseball - W362



Tennis Ball - W364


Spin N' Spray™

All Spin N' Spray™ models are free of pinch points and feature our integral spray width shut-off valve and our unique soft-feel foam nozzle. The operating range (spray width) of these units can be pre-set at the factory from 45 to 360 degrees.

The anchor base, riser, and plumbing are of stainless steel with hand sculpted, vandal - resistant polymer body. Each piece is hand-detailed and protected with a chlorine and UV resistant top coat for long, fade resistant life.

Options:


Integral Wireless Activator. Add Catalog Number suffix -SW
Water conserving cluster nozzle. Add Catalog Number suffix -C



Basketball - W363



Six Shooter - W288



Lynx - W313




Toucan - W365

Big Sqwerths™


Activity: Big Sqwerths™ sprayers bring a new dimension of fun to the aquatic playground. These sprayers are equipped with a taller stand pipe and intended for youth.

THROW: 20 FT | 6.10 M
FLOW: 18 GPM | 68 LPM
PRESSURE: 20 PSI | 1.38 BAR
PRODUCT HEIGHT: 4'-4"

*WATER CONSERVING VERSION
FLOW: 12 *CGPM | 45 *CLPM
PRESSURE: 13 *CPSI | .90 *CBAR



Cannon - W287



Horse - W286




Fox - W314



Turtle - W294



Fish - W290




Elephant - W291



Frog - W292



Duck - W293



Astro Foam - W131

Little Sqwerts™

Activity: Little Sqwerts™ are fun sprayers for the junior set. Closer to the ground and easier to reach with children pleasing designs.

THROW: 15 FT | 4.57 M
 FLOW: 12 GPM | 45 LPM
 PRESSURE: 17 PSI | 1.17 BAR
 PRODUCT HEIGHT: 3'-4"

*WATER CONSERVING VERSION
 FLOW: 6 *CGPM | 23 *CLPM
 PRESSURE: 8 *CPSI | .55 *CBAR




Beaver - W359



Innovative Designs

creative ways to spray and play!

Sprayers



Tall Sqwerts™

Activity: Standing above other sprayers the Tall Sqwerts™ Ostrich and Giraffe can be turned to direct their spray. The operating range (spray width) of these units is 360 degrees.

THROW: 8 FT | 2.44 M
FLOW: 10 GPM | 38 LPM
PRESSURE: 10 PSI | .69 BAR
PRODUCT HEIGHT: 10'-9"





Bull - W297



Horse - W298



Zebra- W299

Ride N' Spray™

Activity: Ride N' Sprays™ bring two dimensions of fun to the aquatic playground. Younger children can ride these fun caricatures while spraying water at their friends. The operating range (spray width) of these units can be pre-set at the factory from 45 to 360 degrees.

THROW: 10 FT | 3.05 M
 FLOW: 15 GPM | 57 LPM
 PRESSURE: 17 PSI | 1.17 BAR
 PRODUCT HEIGHT: 3'-1"

***WATER CONSERVING VERSION**
 FLOW: 12 *CGPM | 45 *CLPM
 PRESSURE: 12 *CPSI | .55 *CBAR







Flush Mount

Start from the ground up!

Flush Mount (In-Ground) spray features are at the core of aquatic play. These features offer a wide variety of water effects typically seen in the fountain industry. Made from Stainless Steel and Brass, Flush Mount ground sprays are built to last. The top plates can be theme-painted to give your facilities a truly unique play experience.

Have a theme in mind? Visit www.waterodyssey.com to find your local Water Odyssey representative, or contact us.



Limitless Possibilities

aquatic play from the ground up!

Flush Mount



Water Sprout™

W057

Activity: This small cluster of arching streams of water is perfect for the younger set.

HEIGHT: 2 FT | .61 M
SPREAD: 6 FT | 1.83 M
FLOW: 4 GPM | 15 LPM
PRESSURE: 1 PSI | .07 BAR



Baby Long Legs™

W036

Activity: The Baby Long Legs™ effect is created by outward arching streams of water.

HEIGHT: 4 FT | 1.22 M
FLOW: 18 GPM | 68 LPM
PRESSURE: 3 PSI | .21 BAR



***WATER CONSERVING VERSION**
FLOW: 3 *CGPM | 12 *CLPM
PRESSURE: 3 *CPSI | .21 *CBAR




Popp Dropp™

W280

Activity: The Popp Dropp™ creates a short spurt of water that is particularly intriguing to toddlers. The DSC Controller controls the length of the stream.

HEIGHT: 4 FT | 1.22 M
FLOW: 3 GPM | 11 LPM
PRESSURE: 7 PSI | .48 BAR




Aqua Arch™

W006

Activity: This play component features 360° directional adjustability.

HEIGHT: 4 FT | 1.22 M
THROW: 7 FT | 2.13 M
FLOW: 5 GPM | 19 LPM
PRESSURE: 3 PSI | .21 BAR



***W006C - WATER CONSERVING VERSION**
FLOW: 2 *CGPM | 8 *CLPM
PRESSURE: 3 *CPSI | .21 *CBAR





Anywayspray™ W100

Activity: The versatile Anywayspray™ features 30° vertical adjustability on a 360° axis which allows full directional adjustability in the field.

HEIGHT: 4 FT | 1.22 M
THROW: 4 FT | 1.22 M
FLOW: 4 GPM | 15 LPM
PRESSURE: 3 PSI | .21 BAR




*W100C - WATER CONSERVING VERSION
FLOW: 2 *CGPM | 8 *CLPM
PRESSURE: 3 *CPSI | .21 *CBAR



Jet Way™ W011

Activity: The Jet Way™ produces a highly aerated stream of water with a very "soft" feel.

HEIGHT: 4 FT | 1.22 M
FLOW: 9 GPM | 34 LPM
PRESSURE: 4 PSI | .28 BAR



Bubbler™ W091

Activity: The Bubbler™ creates an aerated mound of water on a play deck. This low-level component is particularly suited to younger children.


HEIGHT: 1 FT | .41 M
FLOW: 35 GPM | 132 LPM
PRESSURE: 6 PSI | .41 BAR



Water Flower™ W071

Activity: The soft feel of this delicate sheet of water is especially appealing to toddlers.

HEIGHT: 1 FT | .31 M
SPREAD: 2 FT | .61 M
FLOW: 10 GPM | 38 LPM
PRESSURE: 1 PSI | .7 BAR



Limitless Possibilities

aquatic play from the ground up!

Flush Mount



Splash-O-Lator™

W085

Activity: This unique dynamic play component creates pulsing vertical streams of water which collide with each other to create an entertaining splash effect.

HEIGHT: 4 FT | 1.22 M
FLOW: 7 GPM | 27 LPM
PRESSURE: 3 PSI | .21 BAR



Bug Buggle™

W218

Activity: The Bug Buggle™ is an original Water Odyssey™ design. Arching streams create a "bug legs" water effect.

HEIGHT: 4 FT | 1.22 M
THROW: 7 FT | 2.13 M
FLOW: 16 GPM | 61 LPM
PRESSURE: 3 PSI | .21 BAR



Geyserino™

W073

Activity: The unique Geyserino™ is a full water component which is best suited to recirculation systems.

HEIGHT: 5 FT | 1.52 M
FLOW: 75 GPM | 284 LPM
PRESSURE: 8 PSI | .55 BAR



Dandelion Dome™

W043

Activity: The Dandelion Dome™ creates a fine spray effect that fills a 6 foot diameter circle.

HEIGHT: 2 FT | .61 M
SPREAD: 6 FT | 1.83 M
FLOW: 5 GPM | 19 LPM
PRESSURE: 3 PSI | .21 BAR





Water Fan™

W083

Activity: The Water Odyssey exclusive Water Fan™ creates a unique water effect in the shape of a peacock's tail. It is best suited to recirculation systems.

HEIGHT: 6 FT | 1.83 M
 WIDTH: 12 FT | 3.66 M
 FLOW: 42 GPM | 159 LPM
 PRESSURE: 6 PSI | .41 BAR



Water Weave™

W093

Activity: The Water Weave™ is a Water Odyssey exclusive play component. The effect is a basket weave pattern that varies in its look depending on its operating height.

HEIGHT: 4 FT | 1.22 M
 SPREAD: 8 FT | 2.44 M
 FLOW: 14 GPM | 53 LPM
 PRESSURE: 2 PSI | .14 BAR



Cloud 9™

W016

Activity: The Cloud 9™ is an original Water Odyssey design. It creates a cooling cloud of mist using low water consuming mister nozzles.

HEIGHT: 12 FT | 3.66 M
 FLOW: 6 GPM | 23 LPM
 PRESSURE: 20 PSI | 1.38 BAR



Water Cage™

W012

Activity: A circle of vertical streams of water creates a playful "cage".

HEIGHT: 4 FT | 1.22 M
 FLOW: 60 GPM | 227 LPM
 PRESSURE: 3 PSI | .21 BAR

*W012C - WATER CONSERVING VERSION
 FLOW: 18 *CGPM | 68 *CLPM
 PRESSURE: 3 *CPSI | .21 *CBAR

Limitless Possibilities

aquatic play from the ground up!

Flush Mount



Daddy Long Legs™

W004

Activity: The Daddy Long Legs™ effect is created by outward arching streams of water.

HEIGHT: 7 FT | 2.13 M
FLOW: 31 GPM | 117 LPM
PRESSURE: 5 PSI | .34 BAR



*W004C - WATER CONSERVING VERSION
FLOW: 7 *CGPM | 27 *CLPM
PRESSURE: 5 *CPSI | .34 *CBAR




Water Crown™

W070

Activity: A full crystalline water “Morning Glory” offers a variety of interactive play experiences for children of most ages.

HEIGHT: 2 FT | .61 M
SPREAD: 6 FT | 1.83 M
FLOW: 29 GPM | 110 LPM
PRESSURE: 3 PSI | .21 BAR



Water Lava™

W068

Activity: The singular Water Lava™ creates a pulsing aerated mound of white water on a wet deck.

HEIGHT: 2 FT | .61 M
FLOW: 50 GPM | 189 LPM
PRESSURE: 3 PSI | .21 BAR



Water Round™

W005

Activity: The popular Water Round™ creates a circle of arching streams of water. Children love to stand at the center.

HEIGHT: 2 FT | .61 M
SPREAD: 8 FT | 2.44 M
FLOW: 45 GPM | 170 LPM
PRESSURE: 3 PSI | .21 BAR



*W005C - WATER CONSERVING VERSION
FLOW: 24 *CGPM | 91 *CLPM
PRESSURE: 3 *CPSI | .21 *CBAR





Water Wave™

W055

Activity: Another Water Odyssey exclusive, the Water Wave™ can be used singly or in combinations sequenced by the DSC Controller to create a “rolling wave”.

HEIGHT: 4 FT | 1.22 M
 THROW: 3 FT | .91 M
 WIDTH: 10 FT | 3.05 M
 FLOW: 54 GPM | 204 LPM
 PRESSURE: 7 PSI | .48 BAR



Over N' Under™

W097

Activity: The adjustable nozzles in the Over N' Under™ spray manifold can be aimed to create water tunnels or walls. Four nozzles come standard. Feature is available with up to 8 nozzles – Specify number of nozzles desired with suffix -#; example: W097-6.

HEIGHT: 4 FT | 1.22 M
 THROW: 4 FT | 1.22 M
 FLOW: 24 GPM | 91 LPM
 PRESSURE: 3 PSI | .21 BAR

For single nozzle, – Specify W086 Directional Eyeball.

*WATER CONSERVING VERSION
 FLOW: 16 *CGPM | 61 *CLPM
 PRESSURE: 3 *CPSI | .21 *CBAR

HEIGHT: 4 FT | 1.22 M
 THROW: 4 FT | 1.22 M
 FLOW: 4 GPM | 15 LPM
 PRESSURE: 3 PSI | .21 BAR



Water Fence™

W058

Activity: Water Fence™ and the DSC Dynamic Sequencing Controller provide the tools to create a wide variety of sequenced play designs. You can create your own design (we're happy to help). With the DSC, water gates can rise and fall creating a maze, water streams can chase, and interactive games can be made.

UNIT	CATALOG #	# OF JETS	# OF INLETS	FLOW	*CGPM/CLPM	PRESSURE
1 FT .30 M	W058-1	3	1	6 GPM 23 LPM	2 GPM 8 LPM	3 PSI .21 BAR
2 FT .61 M	W058-2	5	1	12GPM 45 LPM	4 GPM 15 LPM	3 PSI .21 BAR
3 FT .91 M	W058-3	7	1	18 GPM 68 LPM	6 GPM 23 LPM	3 PSI .21 BAR
4 FT 1.22 M	W058-4	9	2	24 GPM 91 LPM	8 GPM 30 LPM	3 PSI .21 BAR
5 FT 1.52 M	W058-5	11	2	30 GPM 114 LPM	9 GPM 34 LPM	3 PSI .21 BAR
6 FT 1.83 M	W058-6	13	2	36 GPM 136 LPM	10 GPM 38 LPM	3 PSI .21 BAR
Arc-2 FT .61 M	W058-24	7	1	14 GPM 53 LPM	6 GPM 23 LPM	3 PSI .21 BAR
Arc-3 FT .91 M	W058-36	9	1	16 GPM 61 LPM	8 GPM 30 LPM	3 PSI .21 BAR
Adapter	W058-0	n.a.	n.a.	n.a.	n.a.	n.a.

Limitless Possibilities

aquatic play from the ground up!

Flush Mount



Mini Series™

Simple. Economical. Water Conserving. Fun!

The Mini Series of In-Ground spray features offer a variety of effects in a simple low-profile design. These features are ideal for water conservation and budget conscious projects. Composed of machined and cast brass, these features offer durability in harsh play environments.

Duet Jet™

W344

Activity: A Duet of arching streams.

HEIGHT: 4 FT | 1.22 M
FLOW: 6 GPM | 23 LPM
PRESSURE: 3 PSI | .21 BAR



Simple Spray™

W125

Activity: A "long-legs" effect of arching streams.

HEIGHT: 4 FT | 1.22 M
FLOW: 18 GPM | 68 LPM
PRESSURE: 3 PSI | .21 BAR

*W125C - WATER CONSERVING VERSION

FLOW: 3 *CGPM | 11 *CLPM
PRESSURE: 3 *CPSI | .21 *CBAR



Pony Tail™

W124

Activity: Two rows of solid streams.

HEIGHT: 4 FT | 1.22 M
THROW: 8 FT | 2.44 M
FLOW: 11 GPM | 42 LPM
PRESSURE: 4 PSI | .28 BAR



Mistee Jet™

W331

Activity: A gentle cooling mist effect.

HEIGHT: 1 FT | .31 M
FLOW: 1 GPM | 4 LPM
PRESSURE: 20 PSI | 1.38 BAR



Simple Spray II™

W126

Activity: A Jet Cluster of solid streams.

HEIGHT: 2-15 FT | .61-4.57 M
FLOW: 2-40 GPM | 8-151 LPM
PRESSURE: 2-10 PSI | .14-.69 BAR





Steppers™

Interactive nozzles and manifolds for enhanced play.


Steppers™ interactive aquatic play nozzles may be used individually – “step on turn off” – or on common manifolds for greater interaction. These durable units are manufactured of machined cast bronze with precision machined Delrin® movable nozzles and are available in standard Water Odyssey™ colors.

Stream Weaver™

W226

Activity: Multiple streams of solid water arch up and outward.

HEIGHT: 4 FT | 1.22 M
 FLOW: 4 GPM | 15 LPM
 PRESSURE: 3 PSI | .21 BAR



Spritzzer™

W242

Activity: A solid stream.

HEIGHT: 4 FT | 1.22 M
 FLOW: 3 GPM | 11 LPM
 PRESSURE: 4 PSI | .28 BAR



Fanette™

W241

Activity: A cooling “fan” of aerated water.

HEIGHT: 2.5 FT | .76 M
 FLOW: 3 GPM | 11 LPM
 PRESSURE: 4 PSI | .28 BAR




Inverter™

W235

Activity: A Morning Glory of clear water.

HEIGHT: 1 FT | .31 M
 FLOW: 5 GPM | 19 LPM
 PRESSURE: 1 PSI | .07 BAR



Air Stick™

W228

Activity: A bouncing aerated stream of water.

HEIGHT: 4 FT | 1.22 M
 FLOW: 5.2 GPM | 20 LPM
 PRESSURE: 6 PSI | .41 BAR





Fun Forms Aqua Spouts™

Themed Play for the little ones!

Perfect for any aquatic play setting, Aqua Spouts are designed to complete any theme. These low level features keep toddlers in mind with a variety of gentle water effects. Tactile Button Wireless Activators are available for some Aqua Spouts. There are over fifty brightly themed, hand detailed Aqua Spouts to choose from.

For custom Aqua Spouts, visit www.waterodyssey.com to find your local Water Odyssey representative, or contact us.



Desert Theme



Allen Armadillo

F3049

FLOW – 5 GPM | 18.9 LPM
 PRESSURE – 3 PSI | .21 BAR
 L/W/H – 24" | 14" | 16"



Sam Scarab

F3055

FLOW – 8 GPM | 30.3 LPM
 PRESSURE – 4 PSI | .28 BAR
 L/W/H – 24" | 16" | 10"



Hector Gila Monster

F3031

FLOW – 16 GPM | 60.6 LPM
 PRESSURE – 3 PSI | .21 BAR
 L/W/H – 36" | 24" | 12"
 Options: Activator



Snake N' Skull

F3019

FLOW – 8 GPM | 30.3 LPM
 PRESSURE – 4 PSI | .28 BAR
 L/W/H – 18" | 18" | 18"



Kiddy Cactus

F3050


FLOW – 12 GPM | 45.2 LPM
 PRESSURE – 4 PSI | .28 BAR
 L/W/H – 16" | 16" | 16"



Sally Spider

F3052

FLOW – 6 GPM | 22.7 LPM
 PRESSURE – 3 PSI | .21 BAR
 L/W/H – 18" | 16" | 12"



Jimmy Jack Rabbit

F3053

FLOW – 10 GPM | 37.9 LPM
 PRESSURE – 4 PSI | .28 BAR
 L/W/H – 18" | 12" | 24"






Big Starfish

F3002

FLOW – 13 GPM | 49.2 LPM
PRESSURE – 4 PSI | .28 BAR
L/W/H – 42" | 42" | 6"



Dalton Dolphin

F3004

FLOW – 12 GPM | 45.4 LPM
PRESSURE – 3 PSI | .21 BAR
L/W/H – 40" | 24" | 12"
Options: Activator



Larry Lobster

F3001

FLOW – 4 GPM | 15.1 LPM
PRESSURE – 3 PSI | .21 BAR
L/W/H – 40" | 30" | 10"
Options: Activator



Cowardly Clam

F3008

FLOW – 2 GPM | 7.6 LPM
PRESSURE – 3 PSI | .21 BAR
L/W/H – 16" | 16" | 8"



Sarah Sea Shell

F3009

FLOW – 3 GPM | 11.4 LPM
PRESSURE – 3 PSI | .21 BAR
L/W/H – 18" | 16" | 5"



Lil' Starfish

F3021

FLOW – 3 GPM | 11.4 LPM
PRESSURE – 3 PSI | .21 BAR
L/W/H – 18" | 14" | 4"



Ocean Theme



Finn the Fish

F3007

FLOW – 3 GPM | 11.4 LPM
 PRESSURE – 3 PSI | .21 BAR
 L/W/H – 12" | 18" | 12"



Martha Mantaray

F3003

FLOW – 16 GPM | 60.6 LPM
 PRESSURE – 3 PSI | .21 BAR
 L/W/H – 42" | 36" | 10"
 Options: Activator



Kirby Crab

F3000

FLOW – 8 GPM | 30.3 LPM
 PRESSURE – 4 PSI | .28 BAR
 L/W/H – 13" | 14" | 16"



Olie Octopus

F3006

FLOW – 2 GPM | 7.6 LPM
 PRESSURE – 15 PSI | 1.034 BAR
 L/W/H – 24" | 20" | 10"



Tommy Sea Turtle

F3010

FLOW – 3 GPM | 11.4 LPM
 PRESSURE – 15 PSI | 1.034 BAR
 L/W/H – 30" | 22" | 8"
 Options: Activator



Stevie Stingray

F3041

FLOW – 13 GPM | 49.2 LPM
 PRESSURE – 4 PSI | .28 BAR
 L/W/H – 42" | 36" | 12"
 Options: Activator





Fish Bones

F3018

FLOW – 10 GPM | 37.9 LPM
PRESSURE – 3 PSI | .21 BAR
L/W/H – 24" | 16" | 8"



Treasure Map

F3014

FLOW – 1 GPM | 3.8 LPM
PRESSURE – 15 PSI | 1.034 BAR
L/W/H – 36" | 18" | 12"



Pile O' Jewels

F3017

FLOW – 3 GPM | 11.4 LPM
PRESSURE – 3 PSI | .21 BAR
L/W/H – 24" | 24" | 18"



Pete's Pirate Hat

F3012

FLOW – 12 GPM | 45.4 LPM
PRESSURE – 3 PSI | .21 BAR
L/W/H – 36" | 18" | 18"



Lil' Treasure Chest

F3013

FLOW – 8 GPM | 30.3 LPM
PRESSURE – 3 PSI | .21 BAR
L/W/H – 18" | 12" | 18"



Doubloons

F3011

FLOW – 1 GPM | 3.8 LPM
PRESSURE – 15 PSI | 1.034 BAR
L/W/H – 20" | 10" | 18"



Close Call Cannonball

F3016

FLOW – 4 GPM | 15.1 LPM
PRESSURE – 3 PSI | .21 BAR
L/W/H – 24" | 24" | 12"



Transportation Theme



Kid Corsair

F3033

FLOW – 8 GPM | 30.3 LPM
 PRESSURE – 4 PSI | .28 BAR
 L/W/H – 42" | 42" | 18"
 Options: Activator



Landing Light

F3042

FLOW – 12 GPM | 46.1 LPM
 PRESSURE – 3 PSI | .21 BAR
 L/W/H – 16" | 16" | 24"



Fireman's Hat

F3040

FLOW – 4 GPM | 15.1 LPM
 PRESSURE – 3 PSI | .21 BAR
 L/W/H – 18" | 12" | 10"



Gas Pump Nozzle

F3038

FLOW – 5 GPM | 18.9 LPM
 PRESSURE – 3 PSI | .21 BAR
 L/W/H – 18" | 18" | 24"



Water Bomber

F3034

FLOW – 18 GPM | 68.1 LPM
 PRESSURE – 8 PSI | .55 BAR
 L/W/H – 42" | 42" | 18"
 Options: Activator





Blitz

F3061

FLOW – 6 GPM | 22.7 LPM
PRESSURE – 2 PSI | .14 BAR
L/W/H – 20" | 16" | 8"



Home Run

F3060

FLOW – 5 GPM | 18.9 LPM
PRESSURE – 2 PSI | .14 BAR
L/W/H – 14" | 14" | 7"



Gooooaaal

F3056

FLOW – 9 GPM | 34.1 LPM
PRESSURE – 2 PSI | .14 BAR
L/W/H – 20" | 20" | 10"



Ace

F3062

FLOW – 12 GPM | 45.2 LPM
PRESSURE – 4 PSI | .28 BAR
L/W/H – 16" | 16" | 8"



Wet Whistle

F3064

FLOW – 20 GPM | 75.7 LPM
PRESSURE – 2 PSI | .14 BAR
L/W/H – 12" | 10" | 18"



Double Dribble

F3059

FLOW – 5 GPM | 18.9 LPM
PRESSURE – 3 PSI | .21 BAR
L/W/H – 20" | 20" | 10"



Nature Theme



Lindsey Ladybug

F3005

FLOW – 3 GPM | 11.4 LPM
 PRESSURE – 3 PSI | .21 BAR
 L/W/H – 14" | 12" | 16"



Beatrice Butterfly

F3023

FLOW – 3 GPM | 11.4 LPM
 PRESSURE – 3 PSI | .21 BAR
 L/W/H – 24" | 16" | 24"



Billy Box Turtle

F3032

FLOW – 4 GPM | 15.1 LPM
 PRESSURE – 3 PSI | .21 BAR
 L/W/H – 26" | 20" | 18"
 Options: Activator



Harry Hippo

F3030

FLOW – 8 GPM | 30.3 LPM
 PRESSURE – 2 PSI | .14 BAR
 L/W/H – 36" | 24" | 18"
 Options: Activator



Slithering Snake

F3028

FLOW – 10 GPM | 37.9 LPM
 PRESSURE – 2 PSI | .14 BAR
 L/W/H – 42" | 10" | 16"
 Options: Activator



Daisy

F3026

FLOW – 6 GPM | 22.7 LPM
 PRESSURE – 3 PSI | .21 BAR
 L/W/H – 18" | 18" | 16"



Baby Bee

F3022

FLOW – 3 GPM | 11.4 LPM
 PRESSURE – 3 PSI | .21 BAR
 L/W/H – 18" | 16" | 10"



Delilah Dragonfly

F3025

FLOW – 8 GPM | 30.3 LPM
 PRESSURE – 4 PSI | .28 BAR
 L/W/H – 32" | 32" | 18"
 Options: Activator





Sunflower
F3020

FLOW – 1 GPM | **3.8 LPM**
PRESSURE – 15 PSI | **1.034 BAR**
L/W/H – 16" | 16" | 16"



Felipe Frog
F3029

FLOW – 13 GPM | **49.2 LPM**
PRESSURE – 3 PSI | **.21 BAR**
L/W/H – 24" | 24" | 16"



Gracie Gator
F3051

FLOW – 16 GPM | **60.6 LPM**
PRESSURE – 3 PSI | **.21 BAR**
L/W/H – 36" | 14" | 10"
Options: Activator



Battle Shield
F3045

FLOW – 15 GPM | **56.8 LPM**
PRESSURE – 4 PSI | **.28 BAR**
L/W/H – 36" | 24" | 10"



Knight's Helmet
F3047

FLOW – 3 GPM | **11.4 LPM**
PRESSURE – 3 PSI | **.21 BAR**
L/W/H – 16" | 14" | 18"



Dragon Egg
F3035

FLOW – 13 GPM | **49.2 LPM**
PRESSURE – 6 PSI | **.41 BAR**
L/W/H – 24" | 24" | 24"



Battle Sword
F3044

FLOW – 6 GPM | **22.7 LPM**
PRESSURE – 3 PSI | **.21 BAR**
L/W/H – 30" | 18" | 10"
Options: Activator



Battle Mace
F3046

FLOW – 8 GPM | **30.3 LPM**
PRESSURE – 3 PSI | **.21 BAR**
L/W/H – 30" | 20" | 20"





Fun Forms™ Aqua Sprayers Themed Play at its Best!

Fun Forms Aqua Sprayers™ are perfect for any aquatic play setting. Designed to complete any theme, these sprayers appeal to ages 3 and up. Aqua Sprayers offer wide variety of water effects such as misters, fans, and streams. Combinations of effects add play value to these unique spray features. Tactile Button wireless activators and Flow Fluxuators™ are available for Aqua Sprayers. There are over seventy brightly themed, hand detailed Aqua Sprayers to choose from.

For custom Aqua Sprayers, visit www.waterodyssey.com to find your local Water Odyssey representative, or contact us.



Desert Theme



Roger Rattlesnake™
F2044

FLOW – 10 GPM | 37.9 LPM
PRESSURE – 3 PSI | .21 BAR
L/W/H – 2'-6" | 2'-4" | 3'-0"
Options: Activator



Rocky Rain™
F2052

FLOW – 18 GPM | 68.14 LPM
PRESSURE – 5 PSI | .34 BAR
L/W/H – 7'-6" | 3'-0" | 10'-0"
Options: Activator, Flow Fluxuator



Cowboy Cactus™
F2041

FLOW – 60 GPM | 227.1 LPM
PRESSURE – 15 PSI | 1.034 BAR
L/W/H – 5'-0" | 3'-0" | 10'-0"
Options: Activator



Lazy Lizard™
F2043

FLOW – 30 GPM | 113.6 LPM
PRESSURE – 4 PSI | .28 BAR
L/W/H – 2'-6" | 2'-6" | 2'-6"
Options: Activator



Sandra Scorpion™
F2042

FLOW – 2 GPM | 7.6 LPM
PRESSURE – 2 PSI | .14 BAR
L/W/H – 4'-0" | 3'-0" | 3'-0"
Options: Activator



Desert Flower™
F2021

FLOW – 45 GPM | 170.3 LPM
PRESSURE – 3 PSI | .21 BAR
L/W/H – 2'-0" | 2'-0" | 3'-0"
Options: Activator



Tatum Pole™
F2054

FLOW – 84 GPM | 318 LPM
PRESSURE – 6 PSI | .41 BAR
L/W/H – 13'-0" | 3'-0" | 15'-0"
Options: Activator



Krazy Kokopelli™
F2055

FLOW – 35 GPM | 132.5 LPM
PRESSURE – 7 PSI | .48 BAR
L/W/H – 6'-6" | 6'-0" | 13'-0"
Options: Activator



Balanced Rock™
F2051

FLOW – 40 GPM | 151.4 LPM
PRESSURE – 8 PSI | .55 BAR
L/W/H – 5'-0" | 5'-0" | 10'-6"
Options: Activator, Flow Fluxuator





Eduardo Eel™
F2011

FLOW – 20 GPM | 75.7 LPM
PRESSURE – 3 PSI | .21 BAR
L/W/H – 4'-0" | 3'-0" | 8'-6"
Options: Activator, Flow Fluxuator



Rub-A-Dub Sub™
F2059

FLOW – 100 GPM | 378.5 LPM
PRESSURE – 15 PSI | 1.034 BAR
L/W/H – 8'-0" | 8'-0" | 15'-0"
Options: Activator



Olie On A Rock™
F2015

FLOW – 16 GPM | 60.6 LPM
PRESSURE – 15 PSI | 1.034 BAR
L/W/H – 3'-0" | 3'-0" | 4'-0"
Options: Activator, Flow Fluxuator



Stanton Sea Turtle™
F2016

FLOW – 40 GPM | 151.4 LPM
PRESSURE – 5 PSI | .34 BAR
L/W/H – 4'-0" | 3'-6" | 3'-6"
Options: Activator, Flow Fluxuator



Wally Whale Tail™
F2009

FLOW – 37 GPM | 140.1 LPM
PRESSURE – 15 PSI | 1.034 BAR
L/W/H – 11'-6" | 5'-0" | 9'-0"
Options: Activator



Sunken Dingy™
F2019

FLOW – 30 GPM | 113.6 LPM
PRESSURE – 5 PSI | .34 BAR
L/W/H – 3'-6" | 3'-0" | 5'-0"
Options: Activator, Flow Fluxuator



Ocean Theme



Seabiscuit™

F2013

FLOW – 18 GPM | 68.1 LPM
 PRESSURE – 7 PSI | .48 BAR
 L/W/H – 2'-6" | 2'-6" | 5'-0"
 Options: Activator



Plug-A-Pearl™

F2014

FLOW – 28 GPM | 106 LPM
 PRESSURE – 3 PSI | .21 BAR
 L/W/H – 3'-6" | 3'-6" | 4'-6"
 Options: Activator, Flow Fluxuator



Pelican Pete™

F2008

FLOW – 20 GPM | 75.7 LPM
 PRESSURE – 5 PSI | .34 BAR
 L/W/H – 4'-6" | 2'-6" | 8'-0"
 Options: Activator



Dolphin Duo™

F2010

FLOW – 26 GPM | 98.4 LPM
 PRESSURE – 3 PSI | .21 BAR
 L/W/H – 4'-6" | 1'-6" | 10'-0"
 Options: Activator, Flow Fluxuator



Simon Sea Dragon™

F2046

FLOW – 20 GPM | 75.7 LPM
 PRESSURE – 5 PSI | .34 BAR
 L/W/H – 18'-6" | 2'-0" | 3'-6"
 Options: Activator





Pirate Prow™
F2005

FLOW – 32 GPM | 121.1 LPM
PRESSURE – 5 PSI | .34 BAR
L/W/H – 11'-0" | 6'-0" | 7'-0"
Options: Activator, Flow Fluxuator



Crow's Nest™
F2066

FLOW – 36 GPM | 136.3 LPM
PRESSURE – 6 PSI | .41 BAR
L/W/H – 2'-0" | 2'-0" | 10'-0"
Options: Activator, Flow Fluxuator



Pirate Stern™
F2004

FLOW – 14 GPM | 53 LPM
PRESSURE – 15 PSI | 1.034 BAR
L/W/H – 5'-0" | 6'-0" | 3'-0"
Options: Activator, Flow Fluxuator



Anchor Away™
F2060

FLOW – 18 GPM | 68.1 LPM
PRESSURE – 5 PSI | .34 BAR
L/W/H – 5'-6" | 4'-6" | 5'-0"
Options: Activator



Tropical Palm™
F2007

FLOW – 20 GPM | 75.7 LPM
PRESSURE – 15 PSI | 1.034 BAR
L/W/H – 8'-0" | 8'-0" | 13'-0"
Options: Activator



Pirate Theme



Ship Cannon™
F2006

FLOW – 30 GPM | 113.63 LPM
PRESSURE – 3 PSI | .21 BAR
L/W/H – 7'-0" | 3'-0" | 6'-0"
Options: Activator, Flow Fluxuator



Pirate Knife™
F2075

FLOW – 8 GPM | 30.3 LPM
PRESSURE – 4 PSI | .28 BAR
L/W/H – 3'-0" | 3'-0" | 4'-0"



Big Treasure Chest™
F2045

FLOW – 75 GPM | 283.9 LPM
PRESSURE – 5 PSI | .34 BAR
L/W/H – 4'-0" | 6'-0" | 4'-6"
Options: Activator, Flow Fluxuator



I Spy™
F2061

FLOW – 35 GPM | 132.5 LPM
PRESSURE – 7 PSI | .48 BAR
L/W/H – 2'-0" | 2'-0" | 9'-0"
Options: Activator, Flow Fluxuator



Pirate Hook™
F2063

FLOW – 25 GPM | 94.6 LPM
PRESSURE – 8 PSI | .55 BAR
L/W/H – 3'-0" | 3'-0" | 7'-6"
Options: Activator, Flow Fluxuator





Airplane Mountain™
F2078

FLOW – 30 GPM | 113.6 LPM
PRESSURE – 15 PSI | 1.034 BAR
L/W/H – 12'-0" | 12'-0" | 16'-0"
Options: Activator, Flow Fluxuator



Engine Cowl™
F2002

FLOW – 15 GPM | 56.8 LPM
PRESSURE – 6 PSI | .41 BAR
L/W/H – 4'-0" | 4'-0" | 5'-4"
Options: Activator



Jumbo Jet™
F2018

FLOW – 40 GPM | 151.4 LPM
PRESSURE – 4 PSI | .28 BAR
L/W/H – 6'-0" | 6'-0" | 2'-6"
Options: Activator



Hey Taxi!™
F2072

FLOW – 41 GPM | 155.2 LPM
PRESSURE – 3 PSI | .21 BAR
L/W/H – 4'-4" | 2'-0" | 2'-0"
Options: Activator, Flow Fluxuator



Lil' Fire Engine™
F2001

FLOW – 37 GPM | 140 LPM
PRESSURE – 4 PSI | .28 BAR
L/W/H – 4'-0" | 2'-6" | 3'-0"
Options: Activator, Flow Fluxuator



Huey Helicopter™
F2003

FLOW – 18 GPM | 68.1 LPM
PRESSURE – 6 PSI | .41 BAR
L/W/H – 5'-0" | 1'-6" | 2'-6"
Options: Activator



Transportation Theme



Runaway Train™
F2000

FLOW – 36 GPM | 136.3 LPM
PRESSURE – 15 PSI | 1.034 BAR
L/W/H – 7'-0" | 3'-0" | 5'-2"
Options: Activator, Flow Fluxuator



Ricky's Rocket™
F2079

FLOW – 37 GPM | 140.1 LPM
PRESSURE – 15 PSI | 1.034 BAR
L/W/H – 5'-0" | 4'-0" | 6'-6"
Options: Activator



Fire Hose™
F2012

FLOW – 36 GPM | 136.3 LPM
PRESSURE – 13 PSI | .89 BAR
L/W/H – 4'-0" | 3'-0" | 8'-0"
Options: Activator



Stop-N-Go™
F2074

FLOW – 24 GPM | 90.9 LPM
PRESSURE – 6 PSI | .41 BAR
L/W/H – 2'-0" | 2'-0" | 11'-0"
Options: Activator, Flow Fluxuator



Pete's Pump™
F2071

FLOW – 30 GPM | 113.6 LPM
PRESSURE – 8 PSI | .55 BAR
L/W/H – 5'-0" | 3'-0" | 9'-0"
Options: Activator, Flow Fluxuator





Batter-Up!™
F2056

FLOW – 36 GPM | 136.3 LPM
PRESSURE – 6 PSI | .41 BAR
L/W/H – 2'-0" | 2'-0" | 10'-0"
Options: Activator



Rain Racquet™
F2057

FLOW – 20 GPM | 75.7 LPM
PRESSURE – 5 PSI | .34 BAR
L/W/H – 3'-6" | 2'-0" | 9'-0"
Options: Activator




Marty Moose™
F2026

FLOW – 35 GPM | 132.5 LPM
PRESSURE – 5 PSI | .34 BAR
L/W/H – 7'-6" | 5'-0" | 13'-0"
Options: Activator



Eagle Eye™
F2067

FLOW – 50 GPM | 189.3 LPM
PRESSURE – 6 PSI | .41 BAR
L/W/H – 6'-0" | 7'-0" | 13'-0"
Options: Activator



Elsa Elephant™
F2110

FLOW – 35 GPM | 132.5 LPM
PRESSURE – 7 PSI | .48 BAR
L/W/H – 5'-6" | 3'-0" | 6'-6"
Options: Activator, Flow Fluxuator



Too Tall Giraffe™
F2068

FLOW – 20 GPM | 75.7 LPM
PRESSURE – 8 PSI | .55 BAR
L/W/H – 5'-0" | 3'-0" | 12'-0"
Options: Activator, Flow Fluxuator



Wiggle Worm™
F2022

FLOW – 20 GPM | 75.7 LPM
PRESSURE – 5 PSI | .34 BAR
L/W/H – 18'-6" | 2'-0" | 3'-6"
Options: Activator



Nature Theme



Hector Heron™

F2025

FLOW – 20 GPM | 75.7 LPM
 PRESSURE – 10 PSI | .68 BAR
 L/W/H – 6'-0" | 2'-0" | 13'-6"
 Options: Activator



Bear N' Trout™

F2092

FLOW – 40 GPM | 151.4 LPM
 PRESSURE – 5 PSI | .34 BAR
 L/W/H – 4'-6" | 4'-0" | 7'-6"
 Options: Activator



Bear in a Tree™

F2017

FLOW – 25 GPM | 94.6 LPM
 PRESSURE – 7 PSI | .48 BAR
 L/W/H – 6'-0" | 6'-0" | 12'-0"
 Options: Activator, Flow Fluxuator



Lion Flower™

F2064

FLOW – 25 GPM | 94.6 LPM
 PRESSURE – 5 PSI | .34 BAR
 L/W/H – 3'-0" | 3'-6" | 7'-6"
 Options: Activator, Flow Fluxuator



Petunia™

F2040

FLOW – 20 GPM | 75.7 LPM
 PRESSURE – 5 PSI | .34 BAR
 L/W/H – 3'-0" | 3'-0" | 7'-6"
 Options: Activator, Flow Fluxuator



Pansy™

F2020

FLOW – 35 GPM | 132.5 LPM
 PRESSURE – 5 PSI | .34 BAR
 L/W/H – 2'-6" | 2'-6" | 7'-0"
 Options: Activator, Flow Fluxuator



Lilly Frog™

F2028

FLOW – 30 GPM | 113.6 LPM
 PRESSURE – 5 PSI | .34 BAR
 L/W/H – 4'-0" | 4'-0" | 2'-6"
 Options: Activator



Rupert Rhino™

F2109

FLOW – 18 GPM | 68.1 LPM
 PRESSURE – 3 PSI | .21 BAR
 L/W/H – 6'-0" | 2'-6" | 4'-0"
 Options: Activator



Sheldon Snail™

F2065

FLOW – 26 GPM | 98.4 LPM
 PRESSURE – 5 PSI | .34 BAR
 L/W/H – 4'-6" | 2'-6" | 2'-6"
 Options: Activator

Medieval Theme



Dragon's Spire™
F2048

FLOW – 37 GPM | 140.1 LPM
PRESSURE – 15 PSI | 1.034 BAR
L/W/H – 6'-0" | 8'-0" | 13'-6"
Options: Activator



Callie's Castle™
F2029

FLOW – 200 GPM | 757 LPM
PRESSURE – 10 PSI | .68 BAR
L/W/H – 3'-0" | 3'-0" | 18'-0"
Options: Activator



Stuck Sword™
F2080

FLOW – 15 GPM | 56.8 LPM
PRESSURE – 4 PSI | .28 BAR
L/W/H – 2'-0" | 2'-0" | 4'-6"
Options: Activator



Jester's Hat Spire™
F2050

FLOW – 36 GPM | 136.3 LPM
PRESSURE – 6 PSI | .41 BAR
L/W/H – 6'-0" | 6'-0" | 11'-0"
Options: Activator, Flow Fluxuator



Armored Knight™
F2049

FLOW – 60 GPM | 227.1 LPM
PRESSURE – 5 PSI | .34 BAR
L/W/H – 4'-0" | 3'-0" | 6'-0"
Options: Activator



Lil' Dragon™
F2024

FLOW – 35 GPM | 132.5 LPM
PRESSURE – 5 PSI | .34 BAR
L/W/H – 3'-0" | 3'-0" | 4'-0"
Options: Activator





Fun Forms Aqua Slides™

Slide into action!

Fun Forms Aqua Slides are great additions to any aquatic play setting. Aqua Slides meet ASTM requirements and are offered in various sizes to fulfill the needs of three different age groups: Ages 2-4, 4-8, and 8 & Up. Aqua Slides with optional water effects are available with Tactile Button wireless activators or Flow Fluxuators™. There are over forty brightly themed, hand detailed Aqua Slides to choose from.

For custom Aqua Slides, visit www.waterodyssey.com to find your local Water Odyssey representative, or contact us.





Chuckwagon

F1143

8 GPM @ 3 PSI (30.3 LPM @ .21 bar)
 *30 GPM @ 5 PSI (113.6 LPM @ .34 bar)
 L/W/H – 4'-0" | 3'-0" | 6'-0"
 Small | Single Chute: Ages 2 to 4.
 Options: Activator, Flow Fluxuator



Stagecoach

F1144

8 GPM @ 3 PSI (30.3 LPM @ .21 bar)
 *48 GPM @ 5 PSI (181.7 LPM @ .34 bar)
 L/W/H – 4'-0" | 3'-0" | 6'-0"
 Medium | Single Chute: Ages 4 to 8.
 Options: Activator, Flow Fluxuator



Billy Blue Whale

F1118

8 GPM @ 3 PSI (30.3 LPM @ .21 bar)
 *36 GPM @ 6 PSI (136.3 LPM @ .41 bar)
 L/W/H – 9'-0" | 6'-0" | 5'-6"
 Small | Single Chute: Ages 2 to 4.



Miguel Mule

F1136

8 GPM @ 3 PSI (30.3 LPM @ .21 bar)
 *30 GPM @ 5 PSI (113.6 LPM @ .34 bar)
 L/W/H – 6'-8" | 2'-6" | 6'-0"
 Small | Single Chute: Ages 2 to 4.
 Options: Activator, Flow Fluxuator



Big "Double" Bend

F1011

16 GPM @ 3 PSI (60.6 LPM @ .21 bar)
 *48 GPM @ 5 PSI (181.7 LPM @ .34 bar)
 L/W/H – 14'-0" | 10'-0" | 15'-0"
 Medium | Single Chute: Ages 8 and Up.
 Options: Activator, Flow Fluxuator



Choho Czech

F1121

8 GPM @ 3 PSI (30.3 LPM @ .21 bar)
 *40 GPM @ 3 PSI (151.4 LPM @ .21 bar)
 L/W/H – 10'-0" | 7'-0" | 8'-6"
 Medium | Single Chute: Ages 4 to 8.
 Options: Activator, Flow Fluxuator



Finn the Fish

F1014

8 GPM @ 3 PSI (30.3 LPM @ .21 bar)
 L/W/H – 10'-0" | 7'-0" | 7'-6"
 Medium | Single Chute: Ages 4 to 8.





Pierre Paddle Boat
F1127

16 GPM @ 3 PSI (60.6 LPM @ .21 bar)
*160 GPM @ 15 PSI (605.7 LPM @ 1.034 bar)
L/W/H – 14'-0" | 9'-0" | 16'-0"
Large | Dual Chute: Ages 8 and Up.
Options: Activator, Flow Fluxuator



Skipper's Schooner
F1002

8 GPM @ 3 PSI (30.3 LPM @ .21 bar)
L/W/H – 9'-0" | 5'-0" | 11'-6"
Medium | Single Chute: Ages 4 to 8.



Tommy Tugboat
F1003

8 GPM @ 3 PSI (30.3 LPM @ .21 bar)
*50 GPM @ 5 PSI (189.3 LPM @ .34 bar)
L/W/H – 6'-8" | 4'-0" | 4'-6"
Small | Single Chute: Ages 2 to 4.
Options: Activator, Flow Fluxuator



Sophie Sea Horse
F1128

8 GPM @ 3 PSI (30.3 LPM @ .21 bar)
*30 GPM @ 5 PSI (113.6 LPM @ .34 bar)
L/W/H – 6'-8" | 3'-6" | 6'-0"
Small | Single Chute: Ages 2 to 4.
Options: Activator, Flow Fluxuator



Carl Clownfish
F1004

8 GPM @ 3 PSI (30.3 LPM @ .21 bar)
*30 GPM @ 5 PSI (113.6 LPM @ .34 bar)
L/W/H – 6'-8" | 4'-0" | 4'-6"
Small | Single Chute: Ages 2 to 4.
Options: Activator, Flow Fluxuator



Calvin Clam
F1114

8 GPM @ 3 PSI (30.3 LPM @ .21 bar)
*36 GPM @ 5 PSI (136.3 LPM @ .34 bar)
L/W/H – 6'-8" | 4'-6" | 4'-6"
Small | Single Chute: Ages 2 to 4.
Options: Activator, Flow Fluxuator



Sadie Sea Turtle
F1009

8 GPM @ 3 PSI (30.3 LPM @ .21 bar)
*40 GPM @ 5 PSI (151.4 LPM @ .34 bar)
L/W/H – 10'-0" | 7'-6" | 7'-0"
Medium | Single Chute: Ages 4 to 8.
Options: Activator, Flow Fluxuator



Devan Dolphin
F1005

8 GPM @ 3 PSI (30.3 LPM @ .21 bar)
*30 GPM @ 5 PSI (113.6 LPM @ .34 bar)
L/W/H – 6'-8" | 3'-0" | 4'-6"
Small | Single Chute: Ages 2 to 4.
Options: Activator, Flow Fluxuator



Timmy Tiger Shark
F1006

8 GPM @ 3 PSI (30.3 LPM @ .21 bar)
*18 GPM @ 5 PSI (68.1 LPM @ .34 bar)
L/W/H – 10'-0" | 5'-0" | 7'-0"
Medium | Single Chute: Ages 4 to 8.
Options: Activator, Flow Fluxuator



Lil' Cannon

F1124

8 GPM @ 3 PSI (30.3 LPM @ .21 bar)
L/W/H – 9'-0" | 4'-6" | 4'-6"
Medium | Single Chute: Ages 4 to 8.



Polly Parrot

F1125

8 GPM @ 3 PSI (30.3 LPM @ .21 bar)
*40 GPM @ 5 PSI (151.4 LPM @ .34 bar)
L/W/H – 9'-6" | 8'-0" | 10'-6"
Medium | Single Chute: Ages 4 to 8.
Options: Activator, Flow Fluxuator



Terry Toucan

F1010

8 GPM @ 3 PSI (30.3 LPM @ .21 bar)
L/W/H – 6'-8" | 3'-0" | 4'-6"
Small | Single Chute: Ages 2 to 4.



Broke Boat

F1123

8 GPM @ 3 PSI (30.3 LPM @ .21 bar)
*8 GPM @ 2 PSI (30.3 LPM @ .14 bar)
L/W/H – 6'-8" | 3'-4" | 5'-0"
Small | Single Chute: Ages 2 to 4.
Options: Activator, Flow Fluxuator



Tropical Beach

F1126

16 GPM @ 3 PSI (60.6 LPM @ .21 bar)
*88 GPM @ 15 PSI (333.1 LPM @ 1.034 bar)
L/W/H – 28'-0" | 9'-0" | 17'-0"
Large | Dual Chute: Ages 8 and Up.
Options: Activator, Flow Fluxuator



Pirate Ship

F1140

24 GPM @ 3 PSI (90.9 LPM @ .21 bar)
*76 GPM @ 13 PSI (287.7 LPM @ .89 bar)
L/W/H – 26'-0" | 8'-0" | 23'-0"
Large | Triple Chute: Ages 8 and Up.
Options: Activator, Flow Fluxuator





Fireman's Friend

F1145

16 GPM @ 3 PSI (60.6 LPM @ .21 bar)
 *45 GPM @ 5 PSI (170.3 LPM @ .34 bar)
 L/W/H – 14'-0" | 6'-0" | 8'-0"
 Large | Dual Chute: Ages 8 and Up.
 Options: Activator, Flow Fluxuator



Tiny Train

F1117

8 GPM @ 3 PSI (30.3 LPM @ .21 bar)
 *37 GPM @ 15 PSI (140 LPM @ 1.034 bar)
 L/W/H – 7'-0" | 3'-0" | 5'-0"
 Small | Single Chute: Ages 2 to 4.
 Options: Activator, Flow Fluxuator



Aero Joe

F1122

8 GPM @ 3 PSI (30.3 LPM @ .21 bar)
 L/W/H – 6'-8" | 5'-6" | 5'-0"
 Small | Single Chute: Ages 2 to 4.



4x4 Off-Road

F1113

16 GPM @ 3 PSI (60.6 LPM @ .21 bar)
 *27 GPM @ 3 PSI (102.3 LPM @ .21 bar)
 L/W/H – 10'-6" | 6'-0" | 6'-0"
 Medium | Dual Chute: Ages 4 to 8.
 Options: Activator, Flow Fluxuator



Train N' Coal Car

F1145

24 GPM @ 3 PSI (90.9 LPM @ .21 bar)
 *61 GPM @ 15 PSI (230.9 LPM @ 1.034 bar)
 L/W/H – 21'-6" | 6'-0" | 8'-0"
 Medium | Triple Chute: Ages 4 to 8.
 Options: Activator, Flow Fluxuator





Gilbert Gator Tail

F1007

8 GPM @ 3 PSI (30.3 LPM @ .21 bar)
 *2 GPM @ 15 PSI (7.6 LPM @ 1.034 bar)
 L/W/H – 6'-8" | 3'-6" | 4'-0"
 Small | Single Chute: Ages 2 to 4.
 Options: Activator, Flow Fluxuator



Tree House

F1131

8 GPM @ 3 PSI (30.3 LPM @ .21 bar)
 *30 GPM @ 3 PSI (113.6 LPM @ 1.034 bar)
 L/W/H – 9'-0" | 5'-0" | 7'-0"
 Medium | Single Chute: Ages 4 to 8.
 Options: Activator, Flow Fluxuator



Wild Wolf

F1013

8 GPM @ 3 PSI (30.3 LPM @ .21 bar)
 *60 GPM @ 8 PSI (227.1 LPM @ .55 bar)
 L/W/H – 10'-0" | 7'-0" | 10'-0"
 Medium | Single Chute: Ages 4 to 8.
 Options: Activator, Flow Fluxuator



Mini Mountain

F1119

8 GPM @ 3 PSI (30.3 LPM @ .21 bar)
 L/W/H – 6'-8" | 5'-0" | 4'-6"
 Small | Single Chute: Ages 2 to 4.



Leo Lion

F1134

8 GPM @ 3 PSI (30.3 LPM @ .21 bar)
 *30 GPM @ 5 PSI (113.6 LPM @ .34 bar)
 L/W/H – 6'-8" | 3'-0" | 4'-6"
 Small | Single Chute: Ages 2 to 4.
 Options: Activator, Flow Fluxuator



Buddy Beaver

F1000

8 GPM @ 3 PSI (30.3 LPM @ .21 bar)
 L/W/H – 7'-0" | 3'-0" | 4'-0"
 Small | Single Chute: Ages 2 to 4.



Jumping Frog

F1008

8 GPM @ 3 PSI (30.3 LPM @ .21 bar)
 *30 GPM @ 5 PSI (113.6 LPM @ .34 bar)
 L/W/H – 6'-8" | 3'-0" | 4'-0"
 Small | Single Chute: Ages 2 to 4.
 Options: Activator, Flow Fluxuator





Dual Gator

F1012

16 GPM @ 3 PSI (60.6 LPM @ .21 bar)
 *25 GPM @ 8 PSI (94.6 LPM @ .55 bar)
 L/W/H – 9'-0" | 4'-6" | 8'-0"
 Medium | Dual Chute: Ages 4 to 8.
 Options: Activator, Flow Fluxuator



Hollow Log

F3004

8 GPM @ 3 PSI (30.3 LPM @ .21 bar)
 L/W/H – 6'-8" | 3'-0" | 5'-0"
 Small | Single Chute: Ages 2 to 4.



Aztec Temple

F1132

16 GPM @ 3 PSI (60.6 LPM @ .21 bar)
 *40 GPM @ 15 PSI (151.4 LPM @ 1.034 bar)
 L/W/H – 12'-0" | 10'-0" | 12'-0"
 Large | Dual Chute: Ages 8 and Up.
 Options: Activator, Flow Fluxuator



Jackson Jaguar

F1151

8 GPM @ 3 PSI (30.3 LPM @ .21 bar)
 L/W/H – 6'-6" | 4'-0" | 5'-6"
 Small | Single Chute: Ages 2 to 4.



Bald Eagle

F1133

8 GPM @ 3 PSI (30.3 LPM @ .21 bar)
 L/W/H – 10'-0" | 7'-0" | 7'-6"
 Medium | Single Chute: Ages 4 to 8.



Toby the Tiger

F1015

8 GPM @ 3 PSI (30.3 LPM @ .21 bar)
 *30 GPM @ 5 PSI (113.6 LPM @ .34 bar)
 L/W/H – 10'-0" | 7'-0" | 7'-6"
 Medium | Single Chute: Ages 4 to 8.
 Options: Activator, Flow Fluxuator



Medieval Theme

* Notes Hydraulic Information for Additional Water Effects



Trojan Horse

F1148

8 GPM @ 3 PSI (30.3 LPM @ .21 bar)
L/W/H – 6'-8" | 3'-0" | 6'-0"
Small | Single Chute: Ages 2 to 4.



Castle Fortress

F1147

24 GPM @ 3 PSI (90.9 LPM @ .21 bar)
*160 GPM @ 10 PSI (605.7 LPM @ .68 bar)
L/W/H – 14'-0" | 14'-0" | 13'-0"
Large | Triple Chute: Ages 8 and Up.
Options: Activator, Flow Fluxuator



Country Castle

F1041

8 GPM @ 3 PSI (30.3 LPM @ .21 bar)
L/W/H – 9'-0" | 7'-6" | 11'-0"
Medium | Single Chute: Ages 4 to 8.



Docile Dragon™

F1001

8 GPM @ 3 PSI (30.3 LPM @ .21 bar)
*2 GPM @ 15 PSI (7.6 LPM @ 1.034 bar)
L/W/H – 10'-6" | 6'-0" | 7'-0"
Medium | Single Chute: Ages 4 to 8.
Options: Activator, Flow Fluxuator



Sports & Odds + Ends Themes



Kick-Off

F1139

8 GPM @ 3 PSI (30.3 LPM @ .21 bar)
 *18 GPM @ 5 PSI (68.1 LPM @ .34 bar)
 L/W/H – 6'-8" | 4'-6" | 5'-6"
 Small | Single Chute: Ages 2 to 4.
 Options: Activator, Flow Fluxuator



Slam Dunk

F1137

8 GPM @ 3 PSI (30.3 LPM @ .21 bar)
 *24 GPM @ 5 PSI (90.9 LPM @ .34 bar)
 L/W/H – 9'-6" | 8'-6" | 6'-0"
 Medium | Single Chute: Ages 4 to 8.
 Options: Activator, Flow Fluxuator



Simple Slide

F1111

8 GPM @ 3 PSI (30.3 LPM @ .21 bar)
 L/W/H – 6'-8" | 2'-2" | 4'-6"
 Small | Single Chute: Ages 2 to 4.



Two For One

F1141

8 GPM @ 3 PSI (30.3 LPM @ .21 bar)
 L/W/H – 9'-0" | 4'-6" | 5'-6"
 Medium | Single Chute: Ages 4 to 8.



Plumber's Pipe

F1142

8 GPM @ 3 PSI (30.3 LPM @ .21 bar)
 *24 GPM @ 8 PSI (90.9 LPM @ .55 bar)
 L/W/H – 10'-0" | 4'-0" | 5'-0"
 Medium | Single Chute: Ages 4 to 8.
 Options: Activator, Flow Fluxuator







Fun Forms Hover Pads™

Themed Play at its Best!

Fun Forms Hover Pads™ are perfect for any supervised aquatic play setting on a deck or in a zero depth entry pool. Designed to complete any theme, Hover Pads™ offer a unique way to play. Hover Pads meet ASTM requirements and are offered in two sizes to fulfill a range of ages from 2 to teen. These brightly themed, hand detailed play features offer a variety of water effects with interactive elements such as Flow Fluxuators™, wireless activators, and slides.

For custom Hover Pads, visit www.waterodyssey.com to find your local Water Odyssey representative, or contact us.



Desert Theme



Mini Desert

F4022

80 GPM @ 15 PSI (303 LPM @ 1.034 bar)

L/W/H – 8'-0" | 8'-0" | 5'-0"

Play Activities: Flow Fluxuators, 3 Small Slides, Multiple Plug N' Play Stream Effects.

Designed for Ages 2 to 4.



Howlin' Coyote

F4004

275 GPM @ 10 PSI (1,041 LPM @ .68 bar)

L/W/H – 16'-0" | 16'-0" | 14'-6"

Play Activities: Flow Fluxuators, 3 Slides, Multiple Plug N' Play Stream Effects.

Designed for Ages 4 to 8.



Ocean Theme



Olie's Little Splash

F4008

80 GPM @ 15 PSI (303 LPM @ 1.034 bar)

L/W/H – 8'-0" | 8'-0" | 6'-6"

Play Activities: Flow Fluxuators, 3 Small Slides, Multiple Plug N' Play Stream Effects.

Designed for Ages 2 to 4.



Tiki Hut

F4000

275 GPM @ 10 PSI (1,041 LPM @ 1.172 bar)

L/W/H – 16'-0" | 16'-0" | 12'-0"

Play Activities: Flow Fluxuators, 3 Slides, Multiple Plug N' Play Stream Effects.

Designed for Ages 4 to 8.



Pirate Theme



Little Treasure

F4011

80 GPM @ 15 PSI (303 LPM @ 1.034 bar)
 L/W/H – 8'-0" | 8'-0" | 6'-2"
 Play Activities: Flow Fluxuators, 3 Small Slides,
 Multiple Pug N' Play Stream Effects.
 Designed for Ages 2 to 4.



Treasure Island

F4002

275 GPM @ 17 PSI (1,041 LPM @ 1.172 bar)
 L/W/H – 16'-0" | 16'-0" | 12'-0"
 Play Activities: Flow Fluxuators, 3 Slides,
 Multiple Plug N' Play Stream Effects.
 Designed for Ages 4 to 8.



Tropical Theme



Tiny Tropics™

F4020

80 GPM @ 15 PSI (303 LPM @ 1.034 bar)
 L/W/H – 8'-0" | 8'-0" | 6'-6"
 Play Activities: Flow Fluxuators, 3 Small Slides,
 Multiple Plug N' Play Stream Effects.
 Designed for Ages 2 to 4.



Tropical Island™

F4014

275 GPM @ 17 PSI (1,041 LPM @ 1.172 bar)
 L/W/H – 16'-0" | 16'-0" | 14'-6"
 Play Activities: Flow Fluxuators, 3 Slides,
 Multiple Plug N' Play Stream Effects.
 Designed for Ages 4 to 8.



Transportation Theme



Tiny Transportation

F4018

80 GPM @ 15 PSI (303 LPM @ 1.034 bar)
 L/W/H – 8'-0" | 8'-0" | 5'-0"
 Play Activities: Flow Fluxuators, 3 Small Slides,
 Multiple Plug N' Play Stream Effects.
 Designed for Ages 2 to 4.



Fast Lane

F4013

275 GPM @ 17 PSI (1,041 LPM @ 1.172 bar)
 L/W/H – 16'-0" | 16'-0" | 13'-0"
 Play Activities: Flow Fluxuators, 3 Slides,
 Multiple Plug N' Play Stream Effects.
 Designed for Ages 4 to 8.



Sports Theme



Lil' Sports

F4019


80 GPM @ 15 PSI (303 LPM @ 1.034 bar)
 L/W/H – 8'-0" | 8'-0" | 5'-6"
 Play Activities: Flow Fluxuators, 3 Small Slides,
 Multiple Pug N' Play Stream Effects.
 Designed for Ages 2 to 4.



Athletic Zone

F4012

275 GPM @ 17 PSI (1,041 LPM @ 1.172 bar)
 L/W/H – 16'-0" | 16'-0" | 12'-0"
 Play Activities: Flow Fluxuators, 3 Slides,
 Multiple Plug N' Play Stream Effects.
 Designed for Ages 4 to 8.





Lil' Critters

F4017

80 GPM @ 15 PSI (303 LPM @ 1.034 bar)
 L/W/H – 8'-0" | 8'-0" | 5'-6"
 Play Activities: Flow Fluxuators, 3 Small Slides,
 Multiple Pug N' Play Stream Effects.
 Designed for Ages 2 to 4.



North Woods

F4005

275 GPM @ 10 PSI (1,041 LPM @ .68 bar)
 L/W/H – 16'-0" | 16'-0" | 12'-0"
 Play Activities: Flow Fluxuators, 3 Slides,
 Multiple Plug N' Play Stream Effects.
 Designed for Ages 4 to 8.



Medieval Theme



Mini Medieval

F4023


80 GPM @ 15 PSI (303 LPM @ 1.034 bar)
 L/W/H – 8'-0" | 8'-0" | 6'-0"
 Play Activities: Flow Fluxuators, 3 Small Slides,
 Multiple Plug N' Play Stream Effects.
 Designed for Ages 2 to 4.



Medieval Castle

F4016

275 GPM @ 17 PSI (1,041 LPM @ 1.172 bar)
 L/W/H – 16'-0" | 16'-0" | 14'-0"
 Play Activities: Flow Fluxuators, 3 Slides,
 Multiple Plug N' Play Stream Effects.
 Designed for Ages 4 to 8.







Fun Forms Aqua Sprayers™ Lazy River Applications

These Aqua Sprayers are intended solely for Lazy River applications. There are several Aqua Sprayers to choose from. These features are a great way for aquatic facilities to enhance their brand while adding uniqueness and play value.

For custom Aqua Sprayers for Lazy Rivers, visit www.waterodyssey.com to find your local Water Odyssey representative, or contact us.



Lazy River Sprayers



Broken Mast

F7004

FLOW – 35 GPM | 132.5 LPM
PRESSURE – 4 PSI | .28 BAR
L/W/H – 11'-0" | 2'-6" | 8'-0"



Jumping Dolphin

F7001

FLOW – 35 GPM | 132.5 LPM
PRESSURE – 5 PSI | .34 BAR
L/W/H – 6'-0" | 3'-0" | 5'-0"



Tropical Bird

F7005

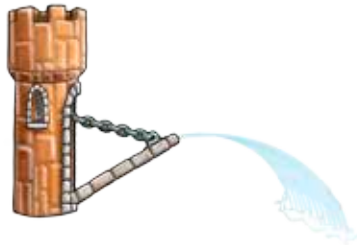
FLOW – 15 GPM | 45.4 LPM
PRESSURE – 8 PSI | .55 BAR
L/W/H – 4'-0" | 6'-0" | 14'-0"



Spilling Spigot

F7016

FLOW – 70 GPM | 265 LPM
PRESSURE – 5 PSI | .34 BAR
L/W/H – 7'-0" | 2'-6" | 6'-0"



Castle Drawbridge

F7014

FLOW – 60 GPM | 227.1 LPM
PRESSURE – 3 PSI | .21 BAR
L/W/H – 5'-6" | 2'-6" | 6'-6"



Drop Anchor

F7003


FLOW – 35 GPM | 132.5 LPM
PRESSURE – 5 PSI | .34 BAR
L/W/H – 8'-0" | 4'-0" | 5'-0"



RR Crossing

F7012

FLOW – 24 GPM | 90.9 LPM
PRESSURE – 5 PSI | .34 BAR
L/W/H – 6'-6" | 1'-6" | 9'-0"



Should I Stop

F7013

FLOW – 15 GPM | 56.8 LPM
PRESSURE – 4 PSI | .28 BAR
L/W/H – 8'-0" | 2'-0" | 6'-2"



Boat Wreck

F7006

FLOW – 24 GPM | 90.9 LPM
PRESSURE – 4 PSI | .28 BAR
L/W/H – 8'-0" | 4'-0" | 4'-6"

Lazy River Sprayers



Julie Giraffe
F7010

FLOW – 40 GPM | 151.4 LPM
PRESSURE – 5 PSI | .34 BAR
L/W/H – 9'-0" | 5'-0" | 6'-0"



Morton Monkey
F7009

FLOW – 50 GPM | 189.5 LPM
PRESSURE – 8 PSI | .55 BAR
L/W/H – 11'-0" | 6'-0" | 12'-0"



Oscar Octopus
F7002

FLOW – 24 GPM | 90.9 LPM
PRESSURE – 6 PSI | .41 BAR
L/W/H – 6'-0" | 3'-6" | 6'-0"



Flying Fish
F7000

FLOW – 20 GPM | 75.7 LPM
PRESSURE – 8 PSI | .34 BAR
L/W/H – 6'-0" | 3'-0" | 5'-6"



Flying Barrels
F7007

FLOW – 35 GPM | 132.5 LPM
PRESSURE – 4 PSI | .28 BAR
L/W/H – 6'-0" | 4'-0" | 5'-6"



Desert Form Arch
F7015

FLOW – 30 GPM | 113.6 LPM
PRESSURE – 5 PSI | .34 BAR
L/W/H – 10'-0" | 3'-0" | 4'-6"



Train Bridge
F7011

FLOW – 30 GPM | 113.6 LPM
PRESSURE – 5 PSI | .34 BAR
L/W/H – 14'-0" | 4'-0" | 7'-6"



Leaky Pipe
F7017

FLOW – 65 GPM | 246.1 LPM
PRESSURE – 3 PSI | .21 BAR
L/W/H – 16'-0" | 2'-0" | 6'-0"



Crossed Palms
F7008

FLOW – 36 GPM | 136.3 LPM
PRESSURE – 6 PSI | .41 BAR
L/W/H – 18'-0" | 6'-6" | 6'-6"




Systems & Accessories

Interactive enhancements, Systems, and Controls

Water Odyssey™ provides an extensive variety of interactive enhancements from hand wheels to wireless activators in all shapes and sizes. Since all spray parks are not alike, Water Odyssey offers a variety of U.L. Listed systems that accommodate potable and recirculation applications. All Water Odyssey parks can be operated from the DSC Series controller - the only controller designed specifically for aquatic playgrounds. Other innovative solutions offer economical advantages such as the Hydro Launch Pod™.

Take advantage of Water Odyssey's quality products & design services on your next project. We will help every step of the way. Visit www.waterodyssey.com to find your local representative, or contact us.



Traditional Interactivity

Hand Wheels

You can enhance your aquatic playground design with a themed hand wheel. These units are of all stainless steel construction. For other designs, contact your local Water Odyssey™ representative.



Tri-Wheel



Daisy



Old Boards



Sunflower



Crossed Wheel



Standard Wheel

Mechanical Valves



Roto Flow Bollard™
W123

The Roto Flow Bollard™ is a remotely mounted unit that allows children to operate an aquatic play component from a distance. Unit will handle up to 30 GPM.



Roto Flow Valve™
W122

The Roto Flow Valve™ is a remotely mounted unit that allows children to operate an aquatic play component from a distance. Unit will handle up to 250 GPM.



Flow Fluxuator™

Flow Fluxuators™ add interaction to Fun Forms™ Aqua Sprayers, Aqua Slides, and Hover Pads by introducing an ever-turning hand Wheel that allows youngsters to control the flow without ever damaging internal parts from aggressive play. Hand wheels are 6" in diameter, and brightly themed for easy recognition. (Add suffix -FF to Fun Forms model #)

Innovation in Activation

Ready. Set. Play.

NEW for 2013

Tactile Button

Wireless Activator



Tactile Button Wireless Activators are 3½" in diameter, and have brightly colored, oversized "arcade-like" buttons for easy recognition to activate aquatic play components. They are standard for all Water Odyssey and Fun Forms play features that accept wireless activators.

Initiate Play

Water Odyssey™ has developed wireless activation to reduce maintenance and installation costs while providing greater flexibility in design. Water Odyssey™ activators are FCC registered and labeled. (Also available in hard wired versions.)

Systems & Accessories



Touch & Go™

W009-W

The Touch & Go™ activation bollard (now enhanced with a tactile button activator) is durable, reliable, and available in all standard colors. (Specify W009 for hard-wired activator)



Launch Pad™

W017-W

The low profile of the Launch Pad™ makes it unique in the industry. May be deck or wall mounted. (Specify W017 for hard-wired activator)



Side Mounted

The side mounted activator button (now a tactile button activator) is available on most Water Odyssey above grade play components. (Add suffix - SW for wireless and ST for hard wired activator to spray feature model #)

LIGHT IT UP with Touch & Glo!

Touch & Glo™

Light Activator

The Touch & Glo Light Activator is a bright way to draw attention to your park! This activator makes it easy for patrons to recognize how to initiate play.

Available in Red, Green or Blue, the Touch & Glo™ Activator is suitable for all Water Odyssey spray features that accept hard-wired activators. (For hard-wired light activator, add Add Suffix -GLOG for Green, -GLOB for Blue, or -GLOR for Red)



RED



GREEN




BLUE

Aqua Activators

Bollard Wireless Activation

Fun Forms Aqua Activators™ are ideal for a themed play experience. These features utilize the same Tactile Button wireless activator offered in our stainless steel products, but housed in a brightly painted (arcade-style) button for easy recognition and tactile response.



Snake on a Stick

F6014

L/W/H – 12" | 12" | 36"



Lil' Bear

F6014

L/W/H – 20" | 14" | 36"



Cannon

F6004

L/W/H – 12" | 12" | 36"



Fire Hydrant

F6030

L/W/H – 20" | 20" | 36"



Tennis Racquet

F6020

L/W/H – 16" | 8" | 36"



Tall Cactus

F6022

L/W/H – 12" | 12" | 36"



Octopus

F6023

L/W/H – 12" | 12" | 36"



Hermit Crab

F6025

L/W/H – 12" | 12" | 36"



Starfish

F6024

L/W/H – 12" | 12" | 36"



Flower

F6026

L/W/H – 24" | 24" | 36"



Dragon Egg

F6028


L/W/H – 24" | 24" | 36"



Baseball Bat

F6019

L/W/H – 14" | 14" | 36"



Aqua Activators

Step N' Go Wireless Activation



Tennis Ball
F6018
L/W/H - 16" | 16" | 8"



Soccer Ball
F6021
L/W/H - 20" | 20" | 10"



Baseball
F6016
L/W/H - 14" | 14" | 7"



Football
F6017
L/W/H - 20" | 16" | 8"



Basketball
F6015
L/W/H - 20" | 20" | 10"



Crab
F6000
L/W/H - 13" | 14" | 6"



Sea Shell
F6001
L/W/H - 18" | 16" | 5"



Clam
F6002
L/W/H - 16" | 16" | 8"



Small Cactus
F6012
L/W/H - 16" | 16" | 16"



Ladybug
F6006
L/W/H - 14" | 12" | 6"



Sunflower
F6007
L/W/H - 16" | 16" | 6"



Scarab Beetle
F6034
L/W/H - 24" | 16" | 10"



Frog
F6029
L/W/H - 24" | 24" | 16"



Box Turtle
F6013
L/W/H - 26" | 20" | 18"



Bumble Bee
F6008
L/W/H - 18" | 16" | 10"



Knight's Helmet
6011
L/W/H - 16" | 14" | 8"



Pirate's Hat
F6003
L/W/H - 36" | 18" | 8"



Cannonball
F6005
L/W/H - 24" | 24" | 12"



Fireman's Hat
F6010
L/W/H - 18" | 12" | 10"



Landing Light
F6009
L/W/H - 16" | 16" | 24"

Sound Activation

Ready. Set. Play.

Sound & Play

Water Odyssey™ sound systems bring a new dimension to aquatic play. The combination of Water Odyssey digital audio playback and aquatic play equipment gives the designer the tools to create unique interactive play environments. Our sound systems can provide basic entertainment, instructions, such as safety reminders, or interactive game feedback. For more information, contact your local representative. All systems are low voltage and are safe for use in both aquatic and dry playgrounds.



Water Odyssey™ Interactive Sound Systems

A. Basic Playback:

Each time the activator is touched a sound plays.

B. DSC Controlled Sound Playback:

The Dynamic Sequencing Controller (DSC) can be used to link sound to a specific play component. Sound can be activated by touch or on a repeated program – cycled or random.

C. Advanced Sound Playback:

Provides more advanced capabilities utilizing Sound Sticks™ for multiple participant game play, question answering scenarios, musical “keyboards”, and memory games.

Custom Themes:

All Sound Sticks™ are available with custom themes created by our in-house artists.



Sound Stick™

W201

The Sound Stick™ is used to both activate play components and to provide sound. This feature can be used to initiate game play, give game instructions, and to announce game scores. All Sound Sticks™ are available with custom themes created by our in-house artists.



Sound & Activator Module

W202

Themed play components come to life with Water Odyssey™ interactive sound systems. Many play components such as the Water Snake™, Sea Dragon™, and Buddy Bovine™ can incorporate their own sound systems.

Special Applications



Motion Pole™

W079

This unique activator incorporates motion detectors to sense the presence of children and to initiate the Play Scenario™ of the aquatic playground. Units are available with up to three sensors. Low voltage. (Hard wired only).

Innovation in Controls

Ready. Set. Play.

DSC Series

Dynamic Sequencing Controller

Designed specifically for Aquatic Playgrounds, the DSC is the only controller in the aquatic play industry that has wireless capabilities, and is available as an E.T.L. (U.L. 1563) listed controller for swimming pool applications.

Features:

1. Accepts Wireless and Hard-wired signals.
2. U.L. 508A Listed Control Panel. *Available in E.T.L. (U.L. 1563) for swimming pool applications.
3. Every project controller is supplied with a program for the specific project.
4. SD Card slot for Play Scenario backup.
5. Compact NEMA-4X housing .
6. Easy to program or make operating hour changes in the field through the keypad interface. Upload play scenario directly to the Controller Module with an SD Card.
7. "Polarized connectors" – terminal blocks - make wiring easy and quick – specialized installation tools supplied.
8. Write original dynamic programs (not just select from pre-programmed packages).
9. Output displays – indicator lights show activated outputs
10. Control module may be used remotely, e.g., adjacent to play area while making program adjustments using CAT5 cross-over extension cable.



Features:

Manages Hours of Park Operation
Controls Play Scenario™
Manages Water Usage

* (E.T.L. Listed for Swimming Pool application -1. U.L. Standard for Safety for Electric Spas, Equipment Assemblies, and Associated Equipment, UL 1563, Fifth Edition, Dated March 8, 2004, containing revisions through and including February 10, 2006. 2. Canadian National Standard for Spas, Hot Tubs, and Associated Equipment, CAN/CSA C22.2 No. 218.1-M89, First Edition, including April 2006 updates.)

Pedestal Mounted DSC

Designed for outdoor use, this corrosion-resistant assembly features a heavy-duty FRP base with a NEMA-4X Thermal Plastic, lockable enclosure. An ideal solution when a secure panel mounting area is not available. For use with WVB Series valve boxes and VM Series Manifolds.

Add Catalog Suffix –PTP, e.g., DSC-0-16-W-PTP.



Aquatic Playground Management Systems

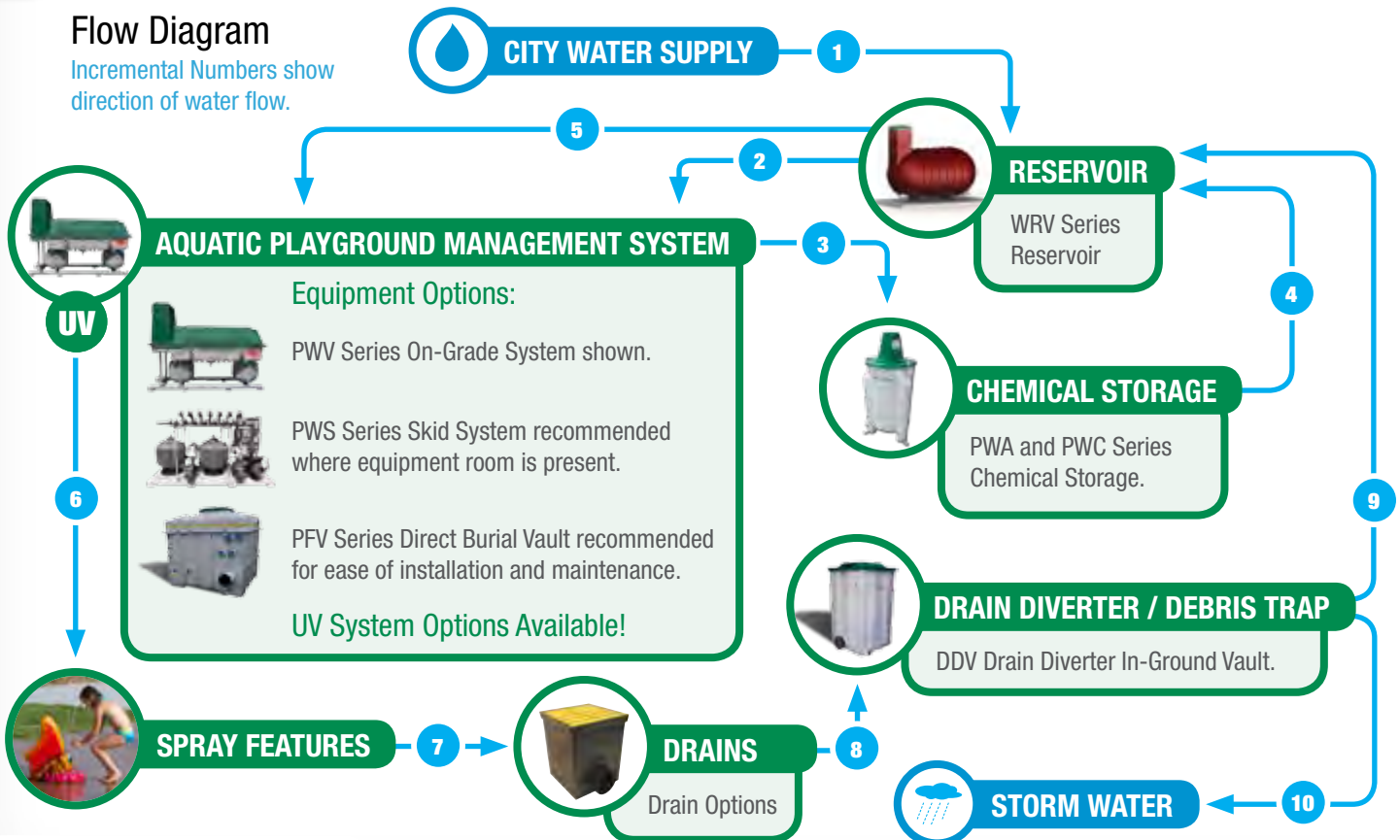
How It Works.

Typical **Recirculation Scenario**

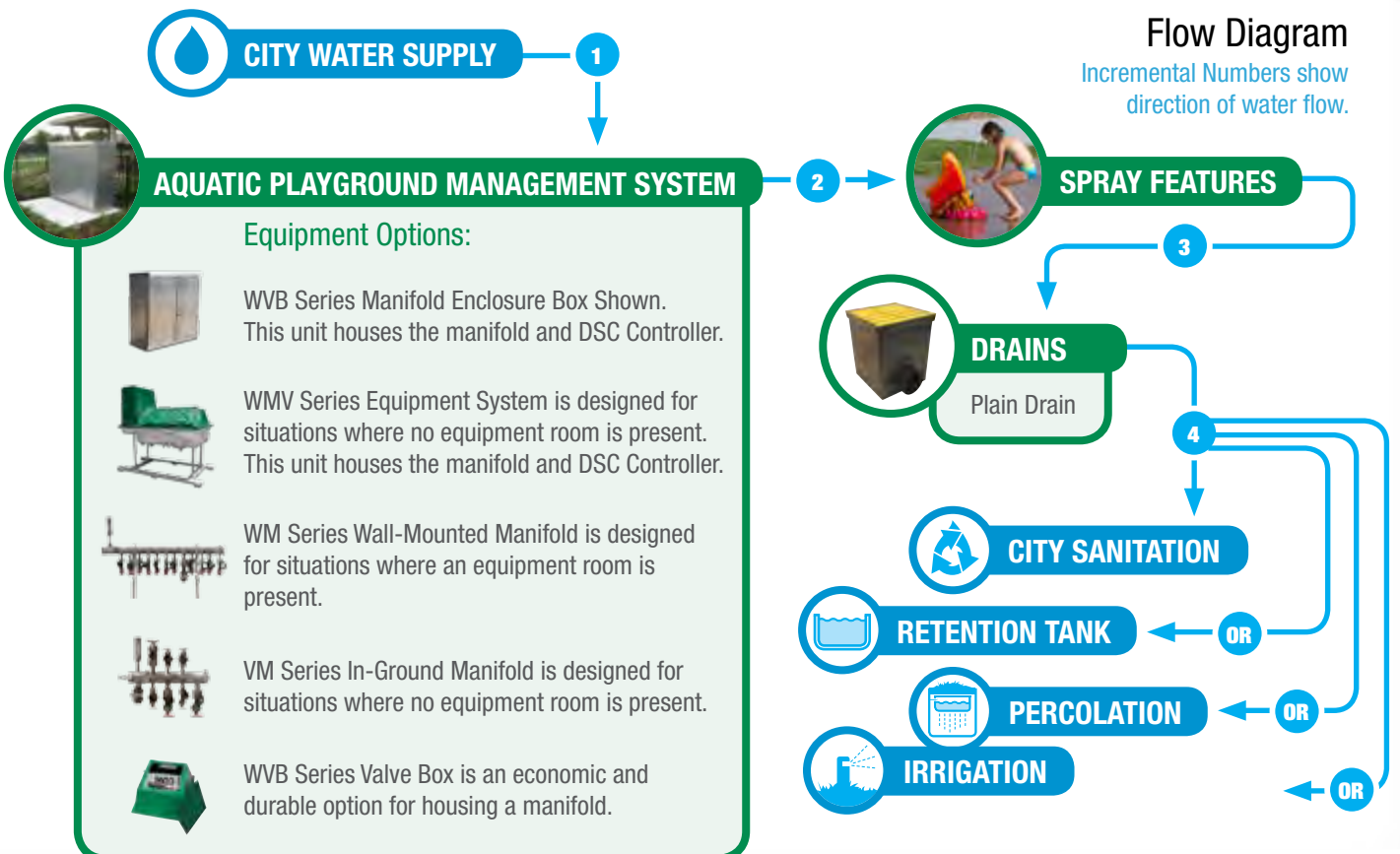


Flow Diagram

Incremental Numbers show direction of water flow.



Typical Potable Scenario



Equipment For Recirculation Systems

APMS

Backed by over 25 years of proven performance Water Odyssey™ Aquatic Playground Management Systems (APMS) are unique in the industry. All Water Odyssey™ APMS are U.L. Listed for your safety.

What is an Aquatic Playground Management System?

Quite simply an Aquatic Playground Management System is what controls the operation of an aquatic playground. It turns the play area on and off, provides interactive play with sequencing and response programming and, most importantly, manages water quality.

A Water Odyssey™ APMS to meet every design need.

Since one design cannot meet all requirements, Water Odyssey™ offers three different recirculation system configurations of APMS, and one APMS configuration for potable use (page right).



PWS Series

Skid Mounted Recirculation Systems for Equipment Rooms

PWS skid systems have been designed for projects which have an equipment room. These systems are designed to accommodate projects of all sizes. They include pumps, filters, valves, manifold, controller, motor starters, and ORP/pH chemical controller. Available in both Single Loop 100% Filtration and Double Loop Continual Filtration models. PWS models can be equipped to accommodate UV treatment systems. Skids are fully assembled, pre-tested at the factory prior to shipment, and are U.L. Listed as an assembly.



PWV Series

Self-Contained Recirculation Systems

PWV self-contained systems are designed to accommodate projects of all sizes that do not have an equipment room. They include pumps, filters, valves, manifold, controller, motor starters, and ORP/pH chemical controller. Available in both Single Loop 100% Filtration and Double Loop Continual Filtration models. PWV models can be equipped to accommodate UV treatment systems. Units are fully assembled and pre-tested at the factory prior to shipment and the internal control system is U.L. Listed.



PFV Series

Self-Contained Direct Burial Systems

PFV Series Aquatic Playground Management Systems are available for all sizes of projects of all sizes that have no equipment rooms. They include pumps, filters, valves, manifold, controller, motor starters, and ORP/pH chemical controller. Available in both Single Loop 100% Filtration and Double Loop Continual Filtration models. PFV models can be equipped to accommodate UV treatment systems. All PFV Direct Burial Systems are fully assembled, pre-tested at the factory prior to shipment, and U.L. Listed.

Equipment For Potable Systems



WMV

Potable Aquatic Playground Management Systems

These systems are designed specifically for those potable installations that have no equipment room or other area for mounting manifolds and controls. The Dynamic Sequencing Controller is mounted above grade in this compact unit. The Stainless steel distribution Manifold has die cast brass solenoid valves and True Union isolation and balancing valves. A sump and 2" drain fitting are standard. All WMV units are pre-assembled, pre-tested at the factory prior to shipment, and the electrical system in these units is U.L. Listed.



Wall Mounted Manifolds

WM Series Manifolds

WM Series manifolds are of all stainless steel construction and feature dual inlet connections with a removable plug, true union balancing valves, water hammer arrestor, hose bib, and pressure gauge. The solenoid valves are durable, easily maintained cast brass with a 24VAC UL Recognized solenoid, and a DIN connector with a pre-wired 15 foot type SO cable. Use with DSC Controller.



In-Ground Manifolds

VM Series In-Ground Manifolds

VM Series manifolds are of all stainless steel construction and feature true union balancing valves, water hammer arrestor, hose bib, and pressure gauge. The solenoid valves are durable, easily maintained cast brass with a 24VAC UL Recognized solenoid, and a DIN connector with a pre-wired 15 foot type SO cable.



Valve Boxes

WVB Series Valve Boxes

WVB Series valve boxes are of heavy-duty FRP construction with drafted sides for increased strength. FRP lids are strong, light weight, and do not create a heat hazard for small feet on hot days. All units have a wiring channel, a 2" conduit connection, and stainless steel tamper-resistant fasteners. Use with DSC Pedestal Mounted Controller.

Catalog Numbers:

WVB-3232 – For up to 6 discharge manifold

WVB-3248 - For up to 12 discharge manifold

WVB-3262 - For up to 16 discharge manifold



Manifold Enclosure Boxes

WVB Series Manifold Enclosure Boxes

WVB Series manifold boxes are of all 1/8" Aluminum construction to NEMA-3R standards and feature overlapping doors with full height stainless steel hinges, 3-point latching 3/4" stainless steel handle with padlock hasp, and a #2 Corbin lock. These vandal resistant enclosures are ideal for housing WM Series Manifolds and the DSC Controller above grade without the need for pump/controller rooms or buried vaults.



All Manifold Enclosure Boxes can be theme painted to enhance the look of your aquatic play area!


Economic Solutions For Aquatic Play

The Hydro Series

Hydro Pad™

W345

The Hydro Pad is ideal for facility additions, unsupervised facilities, budget sensitive projects, dog spray parks, and most importantly water conservation. Designed to control multiple water features without the need of a power supply, the Hydro Pad™ utilizes a push-button hydraulic activator to supply water up to 60 GPM for an adjustable time duration up to 5 minutes, and hydraulically shuts off at the end of the timed duration. Constructed from stainless steel and coated in Water Odyssey's durable Aqua Armor™ coating system, the Hydro Pad is durable and vandal resistant. This hydraulic activator is ADA compliant & meets ASTM standards.



Hydro Bollard™

W342

The Hydro Bollard is ideal for facility additions, unsupervised facilities, budget sensitive projects, dog spray parks, and most importantly water conservation. Designed to control multiple water features without the need of a power supply, the Hydro Bollard™ utilizes a push-button hydraulic activator to supply water up to 60 GPM for an adjustable time duration up to 5 minutes, and hydraulically shuts off at the end of the timed duration. Constructed from stainless steel and coated in Water Odyssey's durable Aqua Armor™ coating system, the Hydro Bollard is durable and vandal resistant. Standing at 3 feet tall, this bollard is ADA compliant & meets ASTM standards.

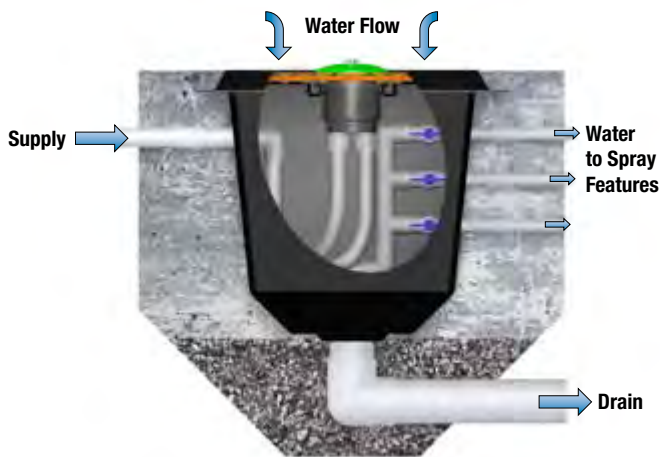
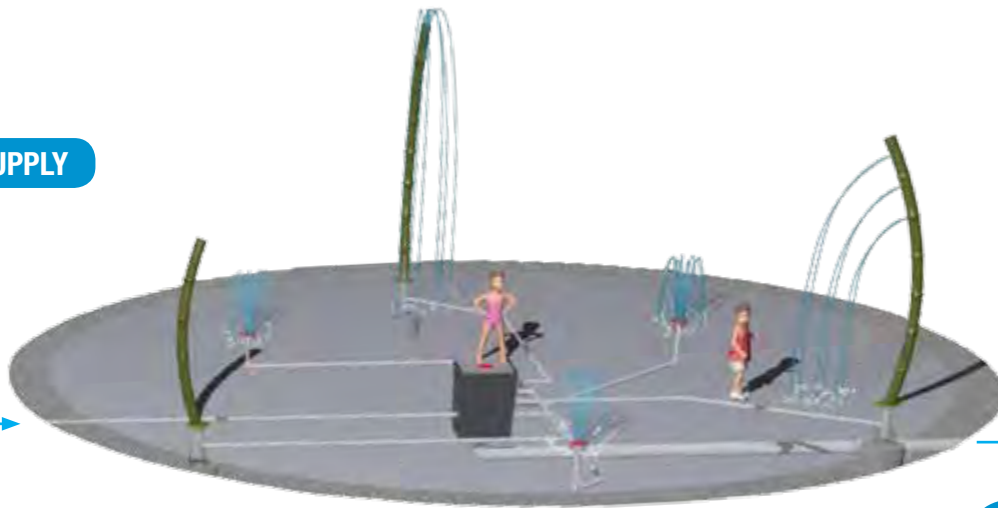


Economic Solutions For Aquatic Play



Hydro Launch Pod™ HLP

Designed to control multiple water features, the Hydro Launch Pod™ incorporates a manifold and throttling valves for up to 6 lines, activator and drainage system all in one enclosed in-ground Heavy-duty FRP housing. The ADA compliant skid-resistant grate features two quarter turn captive lock screws for quick maintenance. The Hydro Pod is ideal for facility additions, unsupervised facilities, budget sensitive projects, dog spray parks, and most importantly water conservation.



Advantages:

- **Hydraulic activation.**
The Hydraulic Launch Pod doesn't require electronic controls or power.
- **Supplies water to multiple spray features.**
Water is supplied to individual spray features from an internal manifold with up to 6 lines & throttling valves to maintain optimum water effects.
- **Flow and duration adjustability.**
Flow rate and flow duration is adjustable from the activator and throttling valves.
- **60 GPM distribution & 125 GPM drainage.**
The manifold distributes water up to 60 GPM to spray features, and flows back to drain capable of 125 GPM.
- **Cost efficient/low maintenance.**

Drains & Winterization



Plain Drain™

W200


The Water Odyssey™ Plain Drain™ is a cost-effective fitting which features a formed polyethylene sump, a molded polyurethane strainer basket, and a heavy-duty, ADA compliant grate with two quarter turn captive lock screws for quick maintenance. Available in all standard Water Odyssey colors.



Decorative Drains™

W037-(style)

Water Odyssey™ Decorative Drains enhance any play area. They are available in nine standard design patterns and we encourage your custom requests. All stainless steel construction with a removable strainer basket. Available in all standard Water Odyssey colors.



Drain Cover Styles

Style - A,B,C,D,E,F,G

Water Odyssey™ Decorative Drain Covers are designed to prevent finger Entrapment while maintaining an attractive look.

Winterization Covers & Plugs

Manufactured of rigid polyurethane, Winterization Covers and Plugs are available for their corresponding spray feature housings. Covers are available all sizes of flush mounted housings and anchor bases. Plugs are available for all 7" applications with a center nozzle insert. Winterization kits are supplied with a plate/plug, O-ring, tamper-resistant screws/hardware and installation instructions.

Stainless steel 1/8" winterization plates are available upon request.



Multi-Purpose Drain Solutions



Maintenance Minimizer™

WMM

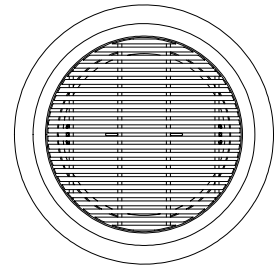
“Avoid the setbacks & additional costs of installing multiple drains, when the Maintenance Minimizer does more work for less money.”

Advantages:

- Cost efficient, saving money in operating and maintenance expenses.
- Rated for 125 GPM and cycles 4 times the amount of water than the Plain Drain™.
- Made of heavy-duty FRP construction with a skid-resistant grate.
- Easy to clean stainless strainers.
- ADA compliant grate features two quarter turn captive lock screws for quick maintenance.
- Grate is Available in all standard Water Odyssey™ colors.
- 2 Strainers for Debris and Sediment Collection.
- Rain Diverter Service and Winterization Connection.



Square Version: 2' x 2' x 2'-7"
Catalog# WMM-600



Round Version: 2' x 2' x 2'-7"
Catalog# WMM-600R



In-Ground Drain Diverter System

DDV

For situations where debris and heavy rain conditions are common, this "off-pad" solution is ideal for catching debris, and diverting storm water from the pad during non-operating hours. The DDV returns water from the recirculation system to the reservoir during operating hours. The DDV utilizes a stainless steel strainer basket for debris collection, a Rain Diverter Valve, and is constructed of heavy duty FRP with a lockable hasp.

Chemical Storage & Reservoirs



Below Grade View



PW Series

Chemical Storage & Metering Systems

Water Odyssey™ PW Series Chemical Systems are designed specifically for aquatic playground use. These are complete pre-plumbed and pre-wired liquid chemical storage and metering systems that are suitable for indoor or outdoor installation. These units may also be installed either above-grade or below depending on the needs of the project.

PWA-30 for use with muriatic acid

PWC-30 for use with liquid pool chlorine

Features:

1. Meets double wall requirement
2. Heavy-duty FRP Outer Housing with Lockable access
3. Pre-plumbed and wired Peristaltic Pumps
4. Install above or below grade, as required
5. 30 Gallon Tank Capacity
6. 2" bottom drain fitting

WRV Series

Reservoirs

WRV Series Reservoirs are designed specifically for aquatic playground applications. They are constructed of rustproof, long-lasting FRP (fiber reinforced plastic) with integral ribs for added strength. These units are manufactured with resin conforming to NSF 61 requirements for potable water tanks and to applicable requirements of Underwriters Laboratories 1316. Basic units include a fiberglass ladder, a mechanical fill valve and all connections required for the specific project design.

Standard Sizes:

- WRV-1500 – 1,500 gallons
- WRV-2000 - 2,000 gallons
- WRV-4000 - 4,000 gallons
- Other sizes available consult factory or your local representative.

Optional Equipment:

- 4" overflow connection
- Single, prewired drain pump (120 volts)



Play & Save™

Make Every Drop Count!



Play & Save™

A Green Design Solution!

Faced with growing populations, many communities find themselves increasingly challenged to provide the services that their citizens demand. Water and Power, new and better roads, and recreational facilities are but a few of these services.

Water, particularly, is a commodity that is in increasing demand. While some communities today have sufficient potable water supplies, most are finding that some form of conservation is desirable or even necessary. Whether for household use, park irrigation, or recreation, fresh water is a precious commodity that must be managed wisely for the benefit of all.

The basic Play & Save™ system enables a public agency to reap the benefits of using “free water” by “borrowing” potable irrigation water for recreational purposes before re-using the same water for irrigation.

Irrigation Management

- Proportional need to usage – increased recreation in hotter temperatures is proportional to increased evapotranspiration rates and irrigation needs.
- Controls are designed to optimize irrigation with consideration to playground water usage.
- Combination of drip, spray, and rotor irrigation.

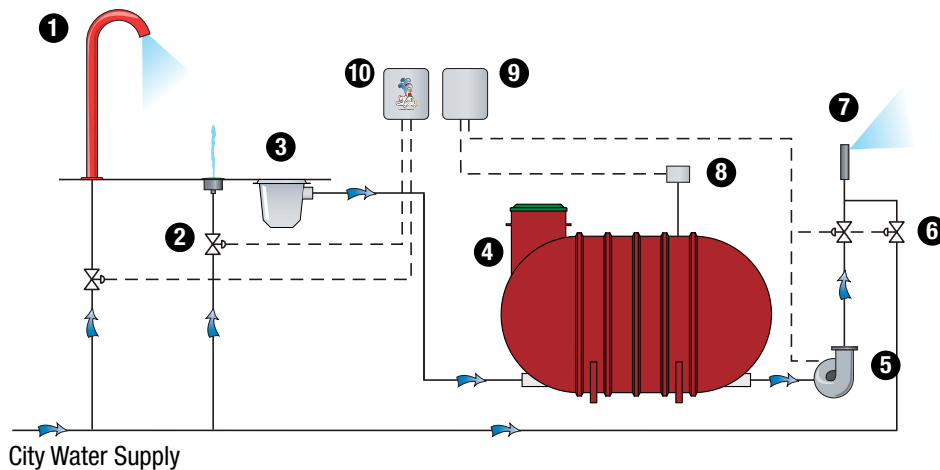
Benefits

- The amount of water going to drain is drastically reduced because the play water is re-used for irrigation.
- Play & Save™ eliminates the high cost of construction and the maintenance costs of a recirculation system.
- More efficient, intelligent use of water.
- No waste water permit or sewage fees.

Integrated Systems Designs Guarantee Wise Water Use

Water Odyssey™ is compatible with any irrigation system to achieve optimum water conserving results with the Play & Save™ water saving approach to design. Our time-tested solutions combined with your irrigation system can effectively deliver benefits that would otherwise go “down the drain” by achieving a dual use application of precious water resources.

A complete Play & Save™ design will typically include the aquatic playground equipment with sediment capturing drains, and a job-customized control package. Other components, depending on the specific project needs may include an efficient irrigation pump station and the irrigation system itself.



1. Aquatic Playground
2. Control Valves
3. Maintenance Minimizer™ Drain, Sump, and Sediment Trap
4. Storage Tank
5. Pump Station
6. Irrigation Valves
7. Irrigation System
8. Sensors
9. Irrigation System Controls
10. Water Odyssey™ DSC controller

Amenities

Showers & Drinking Fountains

Whether an enclosed monitored play area or an open park environment, showers and drinking fountains, with appropriate signage, will help keep the play experience fun and healthy. All units below are of type 304 stainless steel, coated with our durable 5 stage coating system and are supplied with 18/8 tamper-resistant hardware, mounting bolts, and concrete anchors.



Body Shower

W168

The Body Shower features a machined brass full cone spray shower head and a chrome plated brass slow-closing valve with adjustable 15-25 second open time and automatic shut-off.

Foot Shower

W169

The Foot Shower incorporates a machined brass full cone spray shower head that will quickly clean dirty feet. It is equipped with a chrome plated brass slow-closing valve with adjustable 15-25 second open time and automatic shut-off.



Combination Shower

W170

The Combination Shower features separate machined brass full cone spray shower heads and chrome plated brass slow-closing valves with adjustable 15-25 second open time and automatic shut-off for body and foot wash.

Watering Hole

W167

The ADA Compliant Watering Hole™ Drinking Fountain will catch any child's imagination. The basins are 18/8 stainless steel and the valves are chrome plated brass with automatic shut-off.



Fun Forms Aqua Stations™

Aqua Stations™ are ideal for any environment where theming is a must! These hydration amenities are perfect for any setting including dog parks and sports complexes. Designed to complete any theme, Aqua Stations provide water intended for drinking from various heights to accommodate ADA standards. Some designs are even K9 friendly. These brightly themed hand detailed standard designs are coated with Aqua Armor and meet ASTM safety standards.

FLOW – 6 GPM | 23 LPM
 PRESSURE – 35 PSI | 2.41 BAR

Aqua Stations can be designed to your specific needs. For more information on custom themed Fun Forms drinking fountains, contact your local Water Odyssey representative.



Cuckoo Bird

F8002

L/W/H – 2'-6" | 1'-6" | 4'-6"



Pirate Pete

F8006

L/W/H – 3'-6" | 2'-9" | 4'-4"



Desert Cactus

F8009

L/W/H – 3'-7" | 1'-8" | 4'-9"



Medieval Spire

F8010

L/W/H – 3'-10" | 2'-0" | 5'-2"



Coral

F8005

L/W/H – 3'-6" | 2'-0" | 3'-10"



Tropical Parrot

F8008

L/W/H – 4'-0" | 2'-5" | 4'-8"



Tennis Racquet

F8001

L/W/H – 2'-6" | 1'-10" | 4'-0"



Friendly K9

F8000

L/W/H – 3'-0" | 2'-6" | 4'-0"

Interchangeability

The originator of interchangeable spray features

Flexibility for Future Play

Water Odyssey offers a large assortment of interchangeable spray features. From Flush Mount ground sprays to above grade components, Water Odyssey customers are surprised to find out how easy it is to switch out components for future play. Let us assist you in planning your system to allow for future changes.



Switcheroo™ Anchor Base System

Water Odyssey is the originator when it comes to interchangeability. For over 10 years the Water Odyssey product line has been designed and developed to be interchangeable with other components from the product line. Water Odyssey has the only product offering with over 99% of its spray features being interchangeable. Plus, all Fun Forms™ integrate with existing and new Water Odyssey anchor bases.

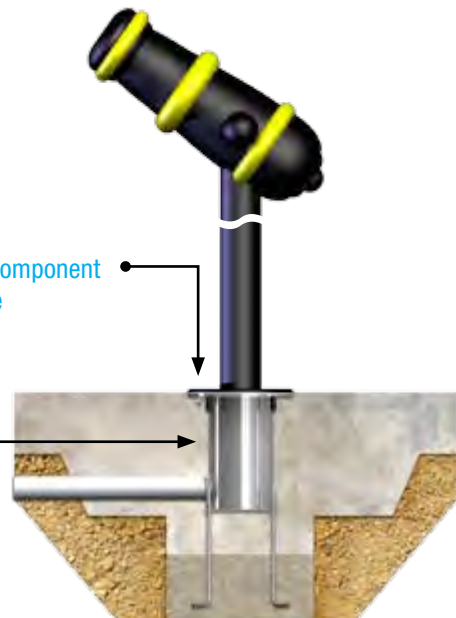


Start small and then go BIG!

With the Switcheroo™, you can introduce your facility with ground sprays and budget conscious components. Then, when your ready to upgrade you can be confident in knowing that you have access to over 99% of Water Odyssey's spray features in an ever expanding product offering.

Standard Water Odyssey Component with a Switcheroo™ Flange

6-inch Anchor Base



Design Support & Services

Lending a helpful hand.



Design Support

Water Odyssey's design staff and network of representatives are available and prepared to assist you with the complimentary design support that you need to achieve a successful aquatic playground installation. From the selection and specification of equipment to hydraulic design, Water Odyssey™ designs always consider play experience, equipment placement and color themes.

Sustainability

Driven to be an environmentally responsible company!

Water Odyssey understands our environmental responsibility to the world and the future of our children. At Fountain People, Inc., Water Odyssey is driven to provide affordable aquatic play experiences through efficient design and manufacturing of our systems and equipment. We provide our customers ways to reduce, renew, and reuse, so they can have the opportunity to manage their carbon footprint and embrace water conservation. As a manufacturer, we can only expect the same from ourselves. That's why we strive to lead by example in the ever-changing market through our products, and everyday business tasks.



A-F

A

Ace Aqua Spout	F3062	pg. 69
Aero Joe Aqua Slide	F1122	pg. 89
Air Stick™	W228	pg. 61
Airplane Mountain Aqua Sprayer	F2078	pg. 79
Allen Armadillo Aqua Spout	F3049	pg. 64
Anchor Away Aqua Sprayer	F2060	pg. 77
Anywayspray™	W100	pg. 55
Aqua Arch™	W006	pg. 54
Armored Knight Aqua Sprayer	F2049	pg. 83
Athletic Zone Hover Pad	F4012	pg. 98
Aztec Temple Aqua Slide	F1132	pg. 91

B

Baby Bee Aqua Spout	F3022	pg. 70
Baby Long Legs™	W036	pg. 54
Balanced Rock Aqua Sprayer	F2051	pg. 74
Bald Eagle Aqua Slide	F1133	pg. 91
Bananarama	W357	pg. 27
Baseball Aqua Activator	F6016	pg. 109
Baseball Bat Bollard Aqua Activator	F6019	pg. 108
Basketball Aqua Activator	F6015	pg. 109
Batter-Up Aqua Sprayer	F2056	pg. 81
Battle Mace Aqua Spout	F3046	pg. 70
Battle Shield Aqua Spout	F3045	pg. 70
Battle Sword Aqua Spout	F3044	pg. 70
Bear In A Tree Aqua Sprayer	F2017	pg. 82
Bear N' Trout Aqua Sprayer	F2092	pg. 82
Beatrice Butterfly Aqua Spout	F3023	pg. 70
Big "Double" Bend Aqua Slide	F1011	pg. 86
Big Buckets™	W121	pg. 43
Big Sqwerts™ Baseball	W362	pg. 48
Big Sqwerts™ Basketball	W363	pg. 48
Big Sqwerts™ Cannon	W287	pg. 48
Big Sqwerts™ Dolphin	W185	pg. 48
Big Sqwerts™ Horse	W286	pg. 48
Big Sqwerts™ Lynx	W313	pg. 48
Big Sqwerts™ Moose	W358	pg. 48
Big Sqwerts™ Six Shooter	W288	pg. 48
Big Sqwerts™ Tennis Ball	W364	pg. 48
Big Sqwerts™ Toucan	W365	pg. 48
Big Sqwerts™ Zebra	W289	pg. 48
Big Starfish Aqua Spout	F3002	pg. 65
Big Treasure Chest Aqua Sprayer	F2045	pg. 78
Billy Blue Whale Aqua Slide	F1118	pg. 86
Billy Box Turtle Aqua Spout	F3032	pg. 70
Blitz Aqua Spout	F3061	pg. 69
Boat Wreck Lazy River Sprayer	F7006	pg. 102
Body Shower	W168	pg. 122
Box Turtle Aqua Activator	F6013	pg. 109
Broke Boat Aqua Slide	F1123	pg. 88
Broken Mast Lazy River Sprayer	F7004	pg. 102
Bubbler™	W091	pg. 55
Buddy Beaver Aqua Slide	F1000	pg. 90
Buddy Bovine™	W244	pg. 24
Bug Buggle™	W218	pg. 56
Bumble Bee Aqua Activator	F6008	pg. 109

C

Callie's Castle Aqua Sprayer	F2029	pg. 83
Calvin Clam Aqua Slide	F1114	pg. 87
Cannon Bollard Aqua Activator	F6004	pg. 108
Cannonball Aqua Activator	F6005	pg. 109
Carl Clown Fish Aqua Slide	F1004	pg. 87

Castle Drawbridge Lazy River Sprayer	F7014	pg. 102
Castle Fortress Aqua Slide	F1147	pg. 92
Cattail Group™	W322	pg. 25
Chemical Storage - Acid	PWA-30	pg. 120
Chemical Storage - Chlorine	PWC-30	pg. 120
Chinese Sea Dragon	W320	pg. 20
Choho Czech Aqua Slide	F1121	pg. 86
Chuckwagon Aqua Slide	F1143	pg. 86
Clam Aqua Activator	F6002	pg. 109
Close Call Cannon Ball Aqua Spout	F3016	pg. 67
Cloud 9™	W016	pg. 57
Combination Shower	W170	pg. 122
Cool Stick™	W050	pg. 34
Coral Aqua Station	F8005	pg. 123
Country Castle Aqua Slide	F1041	pg. 92
Cowardly Clam Aqua Spout	F3008	pg. 65
Cowboy Cactus Aqua Sprayer	F2041	pg. 74
Crab Aqua Activator	F6000	pg. 109
Crossed Palms Lazy River Sprayer	F7008	pg. 103
Crow's Nest Aqua Sprayer	F2066	pg. 77
Crystal Dome™	W138	pg. 39
Cuckoo Bird Aqua Station	F8002	pg. 123
Curvy Cool™	W003	pg. 34

D

Daddy Long Legs™	W004	pg. 58
Daisy Aqua Spout	F3026	pg. 70
Daisy Raindrop™	W061	pg. 21
Dalton Dolphin Aqua Spout	F3004	pg. 65
Dandelion Dome™	W043	pg. 56
Decorative Banners	—	pg. 43
Decorative Drains	W037	pg. 118
Delilah Dragonfly Aqua Spout	F3025	pg. 70
Desert Cactus Aqua Station	F8009	pg. 123
Desert Flower Aqua Sprayer	F2021	pg. 74
Desert Form Arch Lazy River Sprayer	F7015	pg. 103
Devan Dolphin Aqua Slide	F1005	pg. 87
Dizzy Bear Maypole	W346	pg. 26
Docile Dragon Aqua Slide	F1001	pg. 92
Dolphin Duo Aqua Sprayer	F2010	pg. 76
Double Dribble Aqua Spout	F3059	pg. 69
Doublings Aqua Spout	F3011	pg. 67
Drain Diverter System	DDV	pg. 119
Dragon Egg Aqua Spout	F3035	pg. 70
Dragon Egg Bollard Aqua Activator	F6028	pg. 108
Dragon's Spire Aqua Sprayer	F2048	pg. 83
Drop Anchor Lazy River Sprayer	F7003	pg. 102
Dual Gator Aqua Slide	F1012	pg. 91
Duet Jet™	W344	pg. 60
Dumpin' Buccaneer™	W142	pg. 22
Dynamic Sequencing Controller	DSC	pg. 111

E

Eagle Eye Aqua Sprayer	F2067	pg. 81
Eduardo Eel Aqua Sprayer	F2011	pg. 75
Elsa Elephant Aqua Sprayer	F2110	pg. 81
Engine Cowl Aqua Sprayer	F2002	pg. 79

F

Fanette™	W241	pg. 61
Fast Lane Hover Pad	F4013	pg. 98
Felipe Frog Aqua Spout	F3029	pg. 70
Fill N' Spill™	W103	pg. 43
Filler Dump™	W063	pg. 36

Finn the Fish Aqua Slide	F1014	pg. 86
Finn the Fish Aqua Spout	F3007	pg. 66
Fire Hose Aqua Sprayer	F2012	pg. 80
Fire Hydrant Bollard Aqua Activator	F6030	pg. 108
Fireman's Friend Aqua Slide	F1145	pg. 89
Fireman's Hat Aqua Activator	F6010	pg. 109
Fireman's Hat Aqua Spout	F3040	pg. 68
Fish Bones Aqua Spout	F3018	pg. 67
Fisn N' Spill™	W327	pg. 25
Flamdingo™	W237	pg. 24
Flick Flower #3	W255	pg. 25
Flow Fluxuator	————	pg. 106
Flower Bollard Aqua Activator	F6026	pg. 108
Flower Shower™	W128	pg. 21
Flutterby Ring™	W350	pg. 20
Flying Barrels Lazy River Sprayer	F7007	pg. 103
Flying Fish Lazy River Sprayer	F7000	pg. 103
Foot Shower	W169	pg. 122
Football Aqua Activator	F6017	pg. 109
Fountain On A Stick™ Arch Jet™	W041-AJ	pg. 33
Fountain On A Stick™ Foam Jet™	W041-FJ	pg. 33
Fountain On A Stick™ Peacock™	W041-PN	pg. 33
Fountain On A Stick™ Snowball™	W041-SN	pg. 33
Fountain On A Stick™ Water Castle™	W041-WC	pg. 33
Friendly K9 Aqua Station	F8009	pg. 123
Frog Aqua Activator	F6029	pg. 109

G

G2 Cannon™	W284	pg. 47
G2 Shooter™	W283	pg. 47
Gas Pump Nozzle Aqua Spout	F3038	pg. 68
Geyserino™	W073	pg. 56
Gilbert Gator Tail Aqua Slide	F1007	pg. 90
Gooaaaaa! Aqua Spout	F3056	pg. 69
Gracie Gator Aqua Spout	F3051	pg. 70
Gravity Cannon™	W088	pg. 46
Gravity Double Spray™	W134	pg. 46
Gravity Shooter™	W056	pg. 46

H

Hand Wheels	————	pg. 106
Harry Hippo Aqua Spout	F3030	pg. 70
Hector Gila Monster Aqua Spout	F3031	pg. 64
Hector Heron Aqua Sprayer	F2025	pg. 82
Helmet Activator	F6011	pg. 27
Hermit Crab Bollard Aqua Activator	F6025	pg. 108
Hey Taxi! Aqua Sprayer	F2072	pg. 79
Hollow Log Aqua Slide	F1130	pg. 91
Home Run Aqua Spout	F3060	pg. 69
Honey Bear Buckets	W347	pg. 26
Howlin' Coyote Hover Pad	F4004	pg. 96
Huey Helicopter Aqua Sprayer	F2003	pg. 79
Hydro Bollard	W342	pg. 116
Hydro Launch Pod	HLP	pg. 117
Hydro Pad	W345	pg. 116

I

I Spy Aqua Sprayer	F2061	pg. 78
In-Ground Manifolds	VM	pg. 115
Inverter™	W235	pg. 61

J

Jackson Jaguar Aqua Slide	F1161	pg. 91
Jester's Hat Spire Aqua Sprayer	F2050	pg. 83
Jet Way™	W011	pg. 55
Jimmy Jack Rabbit Aqua Spout	F3053	pg. 64
Julie Giraffe Lazy River Sprayer	F7010	pg. 103
Jumbo Jet Aqua Sprayer	F2018	pg. 79
Jumping Dolphin Lazy River Sprayer	F7001	pg. 102
Jumping Frog Aqua Slide	F1008	pg. 90
Just-A-Bucket™	W147	pg. 39
Just-A-Wheel™	W150	pg. 39

K

Kick-Off Aqua Slide	F1139	pg. 93
Kid Corsair Aqua Spout	F3033	pg. 68
Kiddy Cactus Aqua Spout	F3050	pg. 64
Kirby Crab Aqua Spout	F3000	pg. 66
Knight's Helmet Aqua Activator	F3047	pg. 109
Knight's Helmet Aqua Spout	F3047	pg. 70
Krazy Kokopelli Aqua Sprayer	F2055	pg. 74

L

Ladybug Aqua Activator	F6006	pg. 109
Landing Light Aqua Activator	F6009	pg. 109
Landing Light Aqua Spout	F3042	pg. 68
Larry Lobster Aqua Spout	F3001	pg. 65
Launch Pad Activator	W017-W	pg. 107
Lazy Lizard Aqua Sprayer	F2043	pg. 74
Leaky Pipe Lazy River Sprayer	F7017	pg. 103
Leo Lion Aqua Slide	F1134	pg. 90
Lil' Bear Bollard Aqua Activator	F6014	pg. 108
Lil' Cannon Aqua Slide	F1124	pg. 88
Lil' Critters Hover Pad	F4017	pg. 99
Lil' Dragon Aqua Sprayer	F2024	pg. 83
Lil' Fire Engine Aqua Sprayer	F2001	pg. 79
Lil' Sports Hover Pad	F4019	pg. 98
Lil' Starfish Aqua Spout	F3021	pg. 65
Lil' Treasure Chest Aqua Spout	F3013	pg. 67
Lilly Frog Aqua Sprayer	F2028	pg. 82
Lindsey Ladybug Aqua Spout	F3005	pg. 70
Lion Flower Aqua Sprayer	F2064	pg. 82
Little Sqwerts™ Astro Foam	W131	pg. 49
Little Sqwerts™ Beaver	W359	pg. 49
Little Sqwerts™ Duck	W293	pg. 49
Little Sqwerts™ Elephant	W291	pg. 49
Little Sqwerts™ Fish	W290	pg. 49
Little Sqwerts™ Fox	W314	pg. 49
Little Sqwerts™ Frog	W292	pg. 49
Little Sqwerts™ Turtle	W294	pg. 49
Little Treasure Hover Pad	F4011	pg. 97

M

Maintenance Minimizer	WMM	pg. 119
Manifold Enclosure Boxes	WVB	pg. 115
Martha Mantaray Spout	F3003	pg. 66
Marty Moose Aqua Sprayer	F2026	pg. 81
Medieval Castle Hover Pad	F4016	pg. 99
Medieval Spire Aqua Station	F8010	pg. 123
Miguel Mule Aqua Slide	F1136	pg. 86
Mini Desert Hover Pad	F4022	pg. 96
Mini Medieval Hover Pad	F4023	pg. 99
Mini Mountain Aqua Slide	F1119	pg. 90

Mission Hill Mister™	W326-1	pg. 35
Mission Hill Shower™	W326-2	pg. 35
Mission Hill Spill™	W326-3	pg. 35
Misteee Jet™	W331	pg. 60
Morton Monkey Lazy River Sprayer	F7009	pg. 103
Motion Pole	W079	pg. 110
Mushroom Maze™	W010	pg. 36

N

North Woods Hover Pad	F4005	pg. 99
-----------------------	-------	--------

O

Octopus Bollard Aqua Activator	F6023	pg. 108
Olie Octopus Aqua Spout	F3006	pg. 66
Olie On A Rock Aqua Sprayer	F2015	pg. 75
Olie's Little Splash Hover Pad	F4008	pg. 96
Oscar Octopus Lazy River Sprayer	F7002	pg. 103
Over N' Under™	W097	pg. 59

P

Pansy Aqua Sprayer	F2020	pg. 82
Pedestal Mounted DSC	—PSS	pg. 111
Pelican Pete Aqua Sprayer	F2008	pg. 76
Pete's Pirate Hat Aqua Spout	F3012	pg. 67
Pete's Pump Aqua Sprayer	F2071	pg. 80
Petunia Aqua Sprayer	F2040	pg. 82
Pierre Paddle Boat Aqua Slide	F1127	pg. 87
Pile O' Jewels Aqua Spout	F3017	pg. 67
Pirate Hook Aqua Sprayer	F2063	pg. 78
Pirate Knife Aqua Sprayer	F2075	pg. 78
Pirate Pete Aqua Station	F8006	pg. 123
Pirate Prow Aqua Sprayer	F2005	pg. 77
Pirate Ship Aqua Slide	F1140	pg. 88
Pirate Stern Aqua Sprayer	F2004	pg. 77
Pirate's Hat Aqua Activator	F6003	pg. 109
Plain Drain	W200	pg. 118
Play & Save	—	pg. 121
Plug-A-Pearl Aqua Sprayer	F2014	pg. 76
Plumber's Pipe Aqua Slide	F1142	pg. 93
Polly Parrot Aqua Slide	F1125	pg. 88
Pony Tail™	W124	pg. 60
Popp Dropp™	W280	pg. 54
Port Beacon™	W172	pg. 23
Push-Me-Pull-You™	W158	pg. 31
PFV Series Direct Burial Vault Systems	PFV	pg. 114
PW Series Acid Storage & Metering System	PWA-30	pg. 120
PW Series Chlorine Storage & Metering System	PWC-30	pg. 120
PWS Series Equipment Room Skid Systems	PWS	pg. 114
PWW Series Self-Contained Vault Systems	PWW	pg. 114

R

Rain Racket Aqua Sprayer	F2057	pg. 81
Reservoir	WRV	pg. 120
Ricky's Rocket Aqua Sprayer	F2079	pg. 80
Ride N' Spray™ Bull	W297	pg. 51
Ride N' Spray™ Horse	W298	pg. 51
Ride N' Spray™ Zebra	W299	pg. 51
Rocky Rain Aqua Sprayer	F2052	pg. 74
Roger Rattlesnake Aqua Sprayer	F2044	pg. 74
Roll-A-Rail™	W080	pg. 32
Roto Flow Bollard	W123	pg. 106
Roto Flow Valve	W122	pg. 106

RRCrossing Lazy River Sprayer	F7012	pg. 102
Rub-A-Dub Sub Aqua Sprayer	F2059	pg. 75
Runaway Train Aqua Sprayer	F2000	pg. 80
Rupert Rhino Aqua Sprayer	F2109	pg. 82

S

Sadie Sea Turtle Aqua Slide	F1009	pg. 87
Saguaro Soaker™	W026	pg. 21
Sally Spider Aqua Spout	F3052	pg. 64
Sam Scarab Aqua Spout	F3055	pg. 64
Sandra Scorpion Aqua Sprayer	F2042	pg. 74
Sarah Sea Shell Aqua Spout	F3009	pg. 65
Scarab Beetle Aqua Activator	F6034	pg. 109
Schooner Splash™	W148	pg. 23
Sea Anchor™	W049	pg. 23
Sea Dragon™	W048	pg. 20
Sea Shell Aqua Activator	F6001	pg. 109
Sea Snake™	W066	pg. 20
Seabiscuit Aqua Sprayer	F2013	pg. 76
Sheldon Snail Aqua Sprayer	F2065	pg. 82
Shimmer Sheet™	W132	pg. 38
Ship Cannon Aqua Sprayer	F2006	pg. 78
Ship Prow	W196	pg. 22
Ship Stern	W197	pg. 22
Should I Stop Lazy River Sprayer	F7013	pg. 102
Side Mounted Activator	—	pg. 107
Silly Shower™	W023	pg. 41
Simon Sea Dragon Aqua Sprayer	F2046	pg. 76
Simple Aqua Slide	F1111	pg. 93
Simple Spray II™	W126	pg. 60
Simple Spray™	W125	pg. 60
Skipper's Schooner Aqua Slide	F1002	pg. 87
Slam Dunk Aqua Slide	F1137	pg. 93
Slithering Snake Aqua Spout	F3028	pg. 70
Small Cactus Aqua Activator	F6012	pg. 111
Snake N' Skull Aqua Spout	F3019	pg. 64
Snake on Stick Bollard Aqua Activator	F6027	pg. 108
Soccer Ball Aqua Activator	F6021	pg. 109
Sophie Sea Horse Aqua Slide	F1128	pg. 87
Sound & Activator Module	W202	pg. 110
Sound Stick	W201	pg. 110
Spill Mix™	W152	pg. 42
Spill Tower™	W127	pg. 27
Spilling Spigot Lazy River Sprayer	F7016	pg. 102
Spin N' Prey™	W348	pg. 26
Spin N' Spill™	W130	pg. 40
Spin-Brella™	W137	pg. 40
Splash Tower™	W133	pg. 43
Splash-O-Lator™	W085	pg. 56
Spray Way™	W034	pg. 38
Spritzzer™	W242	pg. 61
Stagecoach Aqua Slide	F1144	pg. 86
Stanton Sea Turtle Aqua Sprayer	F2016	pg. 75
Starfish Bollard Aqua Activator	F6024	pg. 108
Step N' Whoosh™	W008	pg. 36
Stevie Stingray Aqua Spout	F3041	pg. 66
Stop-N-Go Aqua Sprayer	F2074	pg. 80
Stream Weaver™	W226	pg. 61
Stuck Sword Aqua Sprayer	F2080	pg. 83
Sun Shower™	W029	pg. 36
Sunflower Aqua Activator	F6007	pg. 109
Sunflower Aqua Spout	F3020	pg. 70
Sunken Dingy Aqua Sprayer	F2019	pg. 75
Swan Shower™	W349	pg. 24
Swaying Palm™	W110	pg. 19
Swaying Palm™ w/ coconuts	W110-DC	pg. 19
Switcheroo Anchor Base System	—	pg. 124

T

Tactile Button Wireless Activator	_____	pg. 107
Tall Cactus Bollard Aqua Activator	F6022	pg. 108
Tall SqwerTs™ Giraffe	W196	pg. 50
Tall SqwerTs™ Moose	W360	pg. 50
Tall SqwerTs™ Ostrich	W295	pg. 50
Tall SqwerTs™ Snake	W361	pg. 50
Tatum Pole Aqua Sprayer	F2054	pg. 74
Tennis Ball Aqua Activator	F6018	pg. 109
Tennis Racquet Aqua Station	F8001	pg. 123
Tennis Racquet Bollard Aqua Activator	F6020	pg. 108
Terry Toucan Aqua Slide	F1010	pg. 88
Three Arm Bandit™	W129	pg. 41
Three Wheeler™	W151	pg. 42
Tidal Barrel™	W186	pg. 18
Tidal Bucket™	W185	pg. 18
Tidal Tank™	W144	pg. 18
Tiki Hut Hover Pad	F4000	pg. 96
Timmy Tiger Shark Aqua Slide	F1006	pg. 87
Tiny Train Aqua Slide	F1117	pg. 89
Tiny Transportation Hover Pad	F4018	pg. 98
Tiny Tropics Hover Pad	F4020	pg. 97
Toby the Tiger Aqua Slide	F1015	pg. 91
Tommy Sea Turtle Aqua Spout	F3010	pg. 66
Tommy Tug Boat Aqua Slide	F1003	pg. 87
Too Tall Giraffe Aqua Sprayer	F2068	pg. 81
Touch & Go Bollard Activator	W009-W	pg. 107
Touch & Glo Light Activator	_____	pg. 107
Train & Coal Car Aqua Slide	F1120	pg. 89
Train Bridge Lazy River Sprayer	F7011	pg. 103
Treasure Island Hover Pad	F4002	pg. 97
Treasure Map Aqua Slide	F3014	pg. 67
Tree House Aqua Slide	F1131	pg. 90
Trickle Tractor™	W157	pg. 24
Triple Drop™	W155	pg. 42
Trojan Horse Aqua Slide	F1148	pg. 92
Tropical Beach Aqua Slide	F1126	pg. 88
Tropical Bird Lazy River Sprayer	F7005	pg. 102
Tropical Island Hover Pad	F4014	pg. 97
Tropical Palm Aqua Sprayer	F2007	pg. 77
Tropical Parrot Aqua Station	F8008	pg. 123
Turn-A-Round Two™	W334	pg. 31
Turn-A-Round™	W214	pg. 31
Two for One Aqua Slide	F1141	pg. 93

U

Under-Brella™	W007-F	pg. 37
---------------	--------	--------

V

Valve Boxes	WVB	pg. 115
-------------	-----	---------

W

Wall Mounted Manifolds	WM	pg. 115
Wally Whale Tail Aqua Sprayer	F2009	pg. 75
Water Ball™	W046	pg. 34
Water Bomber Aqua Spout	F3034	pg. 68
Water Cage™	W012	pg. 57
Water Coils™	W032	pg. 30
Water Crown™	W070	pg. 58
Water Fan™	W083	pg. 57
Water Fence™	W058	pg. 59
Water Flower™	W071	pg. 55

Water Lava™	W068	pg. 58
Water Maypole™	W139	pg. 40
Water Palm™	W018	pg. 19
Water Plug™	W102	pg. 47
Water Rail™	W062	pg. 32
Water Rings™	W238	pg. 30
Water Round™	W005	pg. 58
Water Sprout™	W057	pg. 54
Water Wave™	W055	pg. 59
Water Way™	W001	pg. 38
Water Weave™	W093	pg. 57
Water Web™	W040	pg. 37
Water Whoopee™	W024	pg. 41
Water Wickets™	W074	pg. 30
Water Windmill™	W143	pg. 27
Water Worm™	W020	pg. 32
Water-Brella™	W039	pg. 37
Watercycle™	W161	pg. 25
Watering Hole	W167	pg. 122
Weeping Water™	W022	pg. 37
Wet Whistle Aqua Spout	F3064	pg. 69
Whale of a Tail™	W051	pg. 23
Wiggle Worm Aqua Sprayer	F2022	pg. 81
Wild Wolf Aqua Slide	F1013	pg. 90
Winterization Covers	_____	pg. 118
Winterization Plugs	_____	pg. 118
WMV Potable Management System	WMV	pg. 115
WRV Series Reservoir	WRV	pg. 120

#

4x4 Off-Road Aqua Slide	F1113	pg. 89
-------------------------	-------	--------



Water Odyssey Headquarters

The Fountain People, Inc. Corporate Headquarters and manufacturing facility in San Marcos, Texas has 60,000+ square feet under roof on 10 acres.

Due to our rigorous program of continuous improvement Fountain People, Inc. reserves the right to change Water Odyssey™ product specifications without notice. Anytime dimensions or performance criteria are critical, please contact the factory for the latest product information.



Water Odyssey by Fountain People, Inc.
P.O. Pox 807
4600 Hwy. 123
San Marcos, Texas 78667-0807
512.392.1155
www.waterodyssey.com

Printed in the USA

Copyright © 2013 Fountain People, Inc. All rights reserved.