

1965

Browning Archery Equipment





Olympian

The Olympian is a superb target bow for the competition archer who prefers traditional bow design. To its core of select maple veneer is laminated a face and back of special fiberglass in which the majority of the fibers run parallel to the axis of the bow. Because of this construction the Olympian is extremely smooth on draw and release and possesses a capacity for accuracy and fast, flat shooting generally associated with much heavier bows.

Appearance and performance go hand in hand with this rugged bow. Two attractive color combinations are offered. One features ivory white fiberglass on the face and back, the other is an attractive two toned model with ice green fiberglass on the face and forest green fiberglass on the back. In striking contrast to these colors, the entire handle riser section is made from richly grained tropical rosewood, brilliantly finished and protected by an invisible shield of extremely durable



epoxy resin. Gracefully curved overlays of matching hardwood are used on the face of the Olympian and the nocks are reinforced by hardwood inserts and overlays to provide additional strength and beauty. The handle is a full pistol grip with thumbrest which guides the hand into an identical grip for every shot.

The Olympian is offered in a broad assortment of specifications to meet the preference of every archer and it is so patiently constructed it is of custom quality throughout.

Specifications:

OLYMPIAN

Length.....	64"	66"	68"
Draw Weights.....	30 to 60 lbs.	30 to 60 lbs.	30 to 60 lbs.
Recommended Draw for Ideal Performance.....	24" to 29"	26" to 31"	28" to 33"
Draw Limit.....	None	None	None
Fistmele.....	9 1/4"	9 1/2"	9 3/4"
String Length.....	59 1/2"	61 1/2"	63 3/4"
Sight Window:			
Full Center Shot.....	6 1/4"	6 1/2"	7"
Handle.....	Full Pistol Grip with Thumb Rest		
Color of Bow: Back.....			
Face.....		or	

Furnished with Durable Cloth Bow Bag



Safari





Now the avid bow hunter may have his choice of the incomparable Safari in either of two effective versions. For the archer to whom high velocity, light weight and maximum handling ease are paramount, there is the compact Safari I (*Left*). Only 54 inches in length, it handles nicely in a blind or heavy brush and has an abundance of power for long trophy-taking shots. Should slightly smoother shooting and longer range accuracy be the prime consideration, the hunter may prefer the Safari II (*Right*). Six inches have been added to the length of this model. Otherwise it features the same wide, full working recurve limbs of the Safari I which provide such driving power and extremely flat trajectory with heavy hunting arrows.

Both Safari bows are laminated with a skillfully reinforced deep brown fiberglass on the face and back which blends well with natural surroundings. To further facilitate camouflage, the handle riser section is carefully selected from darker toned



and handsomely grained hardwoods. The instinctive quick shooting generally required of the hunter is aided by a precisely contoured full pistol grip with thumbrest and the Safari's wide, full center shot sight window which further contributes to the flight stability of the heavier broadheads.

The Safaris are handsome bows, yet they have a carefully designed ruggedness and strength essential to varied hunting conditions. The bows are finally finished with a hard, crystal clear epoxy resin for lasting beauty and durability.

Specifications:	SAFARI I	SAFARI II
Length.....	54"	60"
Draw Weights.....	35 to 70 lbs.	35 to 70 lbs.
Recommended Draw for Ideal Performance.....	24" to 30"	24" to 30"
Draw Limit.....	None	None
Fistmele.....	9 ³ / ₄ "	9 ¹ / ₂ "
String Length.....	49 ³ / ₄ "	55 ³ / ₄ "
Sight Window:		
Full Center Shot.....	5 ¹ / ₈ "	5 ³ / ₄ "
Handle.....	Full Pistol Grip with Thumb Rest	
Color of Bow: Back.....		
Face.....		

Furnished with Cloth Bow Bag



Nomad

(Left)

A bow styled and developed exclusively for the bow hunter. One look at this strong, compact bow will tell you that this is no compromise design. Every facet, from the short, broad limbs to the deceptive black color of the face and back is directed toward the hunter.

The Nomad is a stocky bow for maneuverability and speed of cast. Its limbs are wide and muscular to assure power equal to the largest quarry. Limbs are made with two layers of choice maple veneer laminated to unidirectional fiberglass on both sides of the bow.

The riser is made of select hardwoods and features the pistol grip and full center shot sight window so preferred by bow hunters. Nocks are carefully reinforced with wood inserts.







Apollo

(Right)

A versatile, all-around bow, yet one in which all the essentials of a top quality competition bow may be found. Equally formidable for informal shooting, hunting or for serious target competition, the Apollo is offered at a price popular for the majority of archery enthusiasts.

The Apollo has the length most preferred by the versatile shooter, long enough for smooth release and recoilless shooting, yet not too long to be used under many hunting conditions. Its contoured limbs are made from three layers of maple veneer permanently bonded by steel-like resins. This core is then laminated to a back and face of special fiberglass.

The bow is as striking in appearance as it is in performance. The handle riser is a blend of two contrasting hardwoods hand contoured with a full pistol grip and protected by a durable epoxy finish. The face and back are a distinctive brown and beige, equally appropriate for the range or field and for the lady as well as the male archer.

Specifications:	NOMAD	APOLLO
Length.....	54"	66"
Draw Weights.....	35 to 65 lbs.	30 to 60 lbs.
Recommended Draw for Ideal Performance.....	24" to 30"	26" to 31"
Draw Limit.....	None	None
Fistmele.....	9¾"	9¾"
String Length.....	49¾"	61"
Sight Window: Full Center Shot	5¼"	6¾"
Handle.....	Full Pistol Grip	Full Pistol Grip
Color of Bow: Back.....		
Face.....		

Furnished with Durable Cloth Bow Bag




Medallion

(Left)

The perfect selection for a serious beginning archer or one who wants a fine bow but is not such an avid participant that he requires more specialized tackle. Any archer, regardless of his experience or interests, will find the Medallion amply competent for his needs on the range or for family enjoyment. The design of the full recurve limbs provides an extremely fast cast, while retaining the smooth action desired by target archers.

As in more expensive bows, the core is made of laminated layers of maple veneer, bonded to unidirectional fiberglass to produce a light weight bow of exceptional strength and performance.

The handle riser of the Medallion is shaped from a select grade of hardwood, contoured to a full pistol grip then polished and coated with epoxy resins for lasting beauty and protection. As in all Browning bows, the sight window is the full center shot design.







Spartan

(Right)

It is generally accepted that the learning of any sport is enhanced through the use of quality equipment; a view that is particularly important in the field of archery. The Spartan bow is highly recommended for either the adult or older teen-ager who is just becoming acquainted with the sport. It is also ideal for archery programs sponsored by schools, camps or commercial organizations.

The characteristics of the bow make it suitable for either target or field use and it does very well as a light draw weight hunting bow. Its length is such that archers of varying stature will find it easy to handle, yet it's long enough to provide comfortable shooting.

The bow is of the full recurve design which assures a stability and accuracy not common in most beginner's tackle. The limbs are a composite of multiple layers of maple veneer and unidirectional fiberglass. Its design incorporates a semi-pistol grip and center shot sight window.

Specifications:	MEDALLION	SPARTAN
Length.....	64"	62"
Draw Weights.....	30 to 55 lbs.	25 to 45 lbs.
Recommended Draw for Ideal Performance.....	24" to 29"	22" to 28"
Draw Limit.....	None	None
Fistmele.....	9½"	9½"
String Length.....	60"	58¾"
Sight Window:		
Full Center Shot.....	6¼"	5"
Handle.....	Full Pistol Grip	Semi-Pistol Grip
Color of Bow: Back.....		
Face.....		



Mohawk

(Left)

The Mohawk is a scaled down adult's bow designed for the younger archer who wishes to enjoy the sport with good quality, yet relatively inexpensive tackle. The limbs are narrower and the bow is shorter than most adult bows to facilitate use by youngsters, but the quality and craftsmanship are the same as in the adult equipment.

The handle is of semi-pistol grip design reduced in size to fit a youngster's hand. Limbs are modern recurves, styled to provide good velocity with a smooth, pleasant draw. Any youngster will find the Mohawk a superb bow to begin his or her enjoyment of archery. Because it bears close likeness to the more adult bows, a young archer will encounter no difficulty in mastering a large bow when he is ready.




Apache

(Right)

It is natural for a youngster to be extremely interested in those sports and hobbies enjoyed by his parents or older brothers and sisters. To encourage an interest in archery, it is best to begin with a quality bow such as the Browning Apache. This bow is designed especially for this purpose and is scaled to the small hands and muscles of the 6 to 10 year old age group.

The Apache is not a toy, but rather a bow for the serious young archer. It is an adult's bow in every respect save size. The limbs are of a semi-recurve design, formed of laminated layers of maple veneer, bonded to a face and back of strong fiberglass. The handle is a semi-pistol grip design with a center shot sight window. The Apache is a miniature of Browning's large bows and is capable of withstanding rough treatment.

Specifications:	MOHAWK	APACHE
Length.....	54"	48"
Draw Weights.....	25, 30 or 35 lbs.	15 & 20 lbs.
Recommended Draw for Ideal Performance.....	22" to 26"	20" to 24"
Draw Limit.....	None	28"
Fistmele.....	8 1/4"	7 1/2"
String Length.....	50 1/4"	43"
Sight Window:		
Full Center Shot.....	4 1/2"	4 1/2"
Handle.....	Semi-Pistol Grip	Semi-Pistol Grip
Color of Bow: Back	Random	Random
Face	Random	Random



Browning ARCHERY SETS

Apache: (Left)

To start that six to ten-year-old out properly, here is a complete archery set designed for vigorous use and effective shooting. The set features the Apache, a bow which has been scaled to young hands, built to withstand rough treatment, and designed to give accurate performance.

The set includes all accessories for immediate enjoyment. First there is a full-sized arm guard for maximum protection and shooting ease and a colorful buffalo target. But that isn't all: longevity was designed into this kit so it is offered with four fiberglass arrows. They are virtually unbreakable and spined just right for the Apache bow. You will be pleasantly surprised how a youngster's shooting instincts quickly combine with this tackle. He'll be putting arrows in the target on the first round.

Mohawk: (Right)

The teen-age archer will soon offer keen competition with this well designed set. It features the Mohawk bow and the accessories necessary to a pleasant and successful start in archery.

The Mohawk is a small but authentic version of an adult bow. The limbs are strong but cater to young muscles. The draw is easy and smooth yet the Mohawk is powerful enough to deliver plenty of punch on any shooting green. The Mohawk is an ideal set to instill confidence in a young archer, and when he is ready to move up in equipment he will be right at home with a heavier bow.

The set includes a full-sized arm guard for maximum protection, a sturdy but smooth textured finger tab for even release, six practically unbreakable Browning-Silaflex fiberglass arrows and a colorful animal target. With just minimum care, these arrows will provide many years of pleasant shooting.

Browning Arrows

Have you ever heard of an arrow shooting machine? Possibly not because they are not very common. We designed one in the process of researching the aerodynamics of the arrow. It's a rather big and cumbersome machine but it removed all variables in our testing procedures. It shot literally thousands of arrows in which not the slightest variance existed in draw or release. Chronographs checked velocities and high speed cameras recorded flight irregularities until, ultimately, the causes of poor groupings and the requisites of true flight had been classified.

The results of this patient research have been combined



Browning Fiberglass Arrows

Browning fiberglass arrows* are so exceptional in strength and durability as well as precision that they are the most preferred arrow by the all-around archer. Made of specially impregnated fiberglass cloth, they are formed individually on uniform mandrels. Heat and pressure are combined and scientifically controlled to produce a fiberglass tubular shaft which is perfectly straight, has absolute concentricity and is practically indestructible. These precision arrows have the weight advantages of aluminum, greater penetration capability than wood and will not bend, dent, corrode or warp. As they are impervious to weather, their excellent flight characteristics are not subject to deterioration by age. All arrow sets are closely matched to less than 5 grains in weight.

You can't deform or break a Browning fiberglass shaft even by shooting the arrow into a blank wall at close range. No other type arrow will withstand this treatment. That's why fiberglass outlasts all other arrows and why, in the long run, they are actually the least expensive to own.



Browning Select Wood Arrows

Browning wooden arrows are handcrafted with skill and care from Port Orford Cedar shafts which have been carefully sorted for straightness and uniform grain structure. Although heavier than fiberglass and aluminum, when properly matched with the bow these arrows have good penetration for hunting as well as fine accuracy for field or target shooting.

All Browning wooden arrows are precisely spined and then matched to the close tolerance of 5 grains or less.

As a guard against moisture and weather changes, wooden arrows are covered with two protective coats of special lacquer. In addition, the fletched portion of the arrow is coated a glistening white to provide a more colorful arrow and extra protection. Machined steel points and the same three-feather helical fletch used on aluminum and fiberglass is carried on these arrows.



Browning Aluminum Arrows

Browning aluminum arrows are made from Easton XX75 aluminum shafts. When matched with Browning craftsmanship, the result is an arrow with good strength, straightness, absolute uniformity — fine flight characteristics.

Special jigs are used to precision align the three-feather helical fletch. Tough nitrate nocks and special steel points are streamlined to blend with hairline precision into the slender metal shafts.

The shaftment section is beautifully hand crested over a smooth coat of white lacquer and the arrow is polished to a satin luster. All arrows are carefully spined and matched to within two grains weight.

Aluminum arrows are somewhat more costly than those made of other materials, but for the target archer the additional cost is an investment in accuracy.



Browning Children's Arrows


The lightweight bows used by the younger set do not require an arrow so closely matched in weight and spine. However, Browning children's arrows are designed to be entirely compatible with this tackle and they are crafted from select Port Orford Cedar shafts. The shafts are attractively garnished by a full coat of durable white lacquer and the crest color scheme is similar to the adult arrows. Like their adult counterpart, children's arrows are made with a three-feather helical fletch. Prime turkey feathers are used and these are dyed to match the dominant crest color.

Each arrow is equipped with a special target point, just slightly blunted for the sake of safety. These arrows are well constructed and will provide long service and enjoyment with just reasonable care by the young archer.



Browning Flu-Flu Arrows

Browning Flu-Flu arrows are offered in Port Orford Cedar and Browning fiberglass. A special spiraled feather fletching on these arrows causes them to "stall out" after initial flight velocity is overcome. They are ideal for shooting in-flight targets or game birds. Each arrow comes equipped with a heavy rubber, tear-drop-shaped point. It is excellent for a solid hit but prevents arrow damage when the arrow drops to earth.



with carefully trained craftsmen and stringent quality control to produce a line of arrows which we believe have outstanding flight characteristics. From the selection of the arrow shafts, which must meet the most rigid standards of straightness and uniformity, right through every step of fabrication, perfection is our objective.

These Browning arrows are offered in Browning fiberglass, Easton XX75 Aluminum and select Port Orford Cedar. They are made to complement the finest bow — the kind of equipment that presents no handicap to your own abilities.



Point	Length Increments of One Inch	Spine Increments of Five Pounds
Target.....	26" to 31"	20# to 70#
Field.....	26" to 31"	20# to 70#
Hunting		
3-Blade Hi-Precision.....	26" to 30 1/4"	35# to 70#
4-Blade Copperhead.....	26" to 30 1/4"	35# to 70#
With Broadhead Insert Adapter..	26" to 30 1/4"	35# to 70#
Flu-Flu Blunt.....	28"	Not Defined

All arrows — fiberglass, aluminum and cedar — are inventoried in Red, Yellow or Black. Blue, Orange or Green may be obtained by special order, but an additional three weeks is necessary for delivery.

Point	Length Increments of One Inch	Spine Increments of Five Pounds
Target.....	26" to 31"	20# to 70#
Field.....	26" to 31"	20# to 70#
Without Point (Untapered).....	26" to 31"	20# to 70#
Hunting		
3-Blade Hi-Precision.....	26" to 30 1/4"	35# to 70#
4-Blade Copperhead.....	26" to 30 1/4"	35# to 70#
Flu Flu Blunt.....	28"	Not Defined

Point	Length Increments of One Inch	Spine Increments of Five Pounds
Target Only.....	26" to 31"	25# to 50#

Point	Length
Target.....	24"

Point	Length	Spine
Blunt, Hard Rubber.....	28"	Not Defined

*Browning's fiberglass arrow shafts are specially fabricated by its Browning-Silaflex Division, the makers of the famous Micro-Flite arrow shafts.

Browning Archery Accessories

Each accessory in the Browning line is skillfully designed to increase the enjoyment and success of the archer. Utility is paramount in crafting these accessories so each item caters to the archer's individual requirements for equipment which supports his or her particular interest in the sport.

As in the production of all Browning products, great emphasis is placed on appearance and durability. The materials used in all accessories are carefully selected and then crafted to meet the high standards of Browning quality.

The confidence that is generated by ownership of a good bow and fine arrows will be bolstered by complementing them with handsome, practical and durable Browning accessories.

Browning BOW SIGHT

(Left)

With this precision sighting system you may automatically adjust to arrow and string changes without recalibrating your sight. The Browning Bow Sight features two vertical sliding scales, one for adjusting to distance, the other automatically compensates for tackle changes. You may have to resight at one range after changing bow string or arrows; but by simply adjusting the sliding vertical bar, this unusual bow sight gets you back on target at all ranges without recalibrating. Windage adjustments are made with a screw-adjustable horizontal sight post.

The Browning Bow Sight is lightweight, strong and beautifully finished in gold anodized aluminum. It is easily installed on right or left handed bows and may be mounted on the face or back of a bow. The sight has a gold bead post reticle and it readily accepts other sight reticles of the wire frame design.

Browning NO-CANT RETICLE

(Right)

This revolutionary little device is the greatest aid to accuracy ever offered an archery specialist. The accidental tilt or cant of a bow when shooting can cause the arrow to strike right or left of the point of aim, depending on the cant. The Browning No-Cant Reticle readily detects the slightest cant of a bow (Figure 1.) and makes holding to true alignment easy, right while sighting.

The No-Cant Reticle is a cross hair type reticle that fits most bowsights. With the bow at true vertical the cross hairs are perfectly aligned. The upper cross hair operates like a pendulum, always showing true vertical. The bottom cross hair moves with, and parallel to, the axis of the bow. For perfect sighting, the archer merely realigns the cross hairs by moving the bow opposite the indicated cant, this is a natural action done while sighting. (Figure 2.)

The No-Cant Reticle is made of Cylolac®, a tough and durable substance that is weather resistant and does not expand or contract with changes in temperature; its pendulum therefore is always free-moving in response to the cant of the bow.




Figure 1.


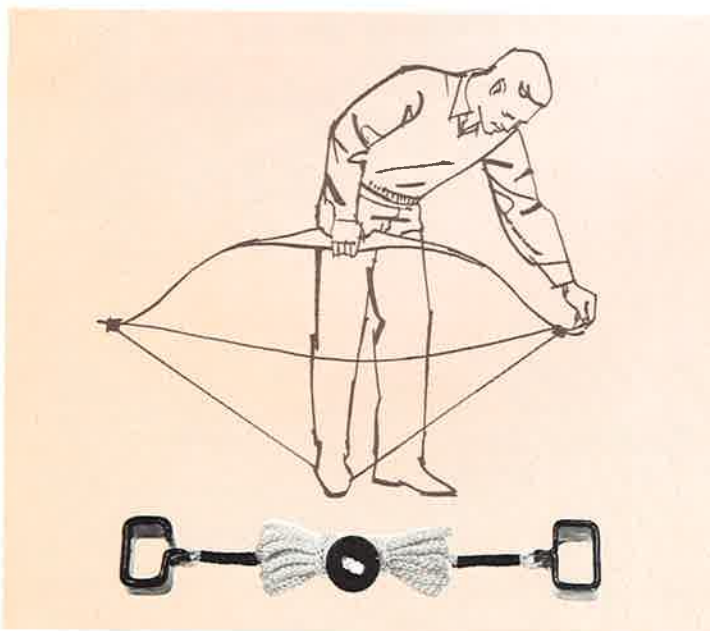



Figure 2.



Browning BOW STRINGER

Anyone can string the heaviest bow with this effective accessory. With the bow string in place on one nock the metal yokes of the stringer are slipped over both bow nocks. The loose loop of the bow string is then attached to a Nylon-holder button on the stringer line. The bow is braced by pulling upward on the handle, as shown in the illustration. When at sufficient draw the bow string is easily slipped from the holder button to the bow nock. Stringing and unstringing in this manner prevents inadvertent twisting of the limbs and damage to the nock areas. It is also the safest way to string a bow.



Browning BOW CASE

This sturdy, black vinyl bow case is well padded then lined with heavy flannel nap. It provides excellent protection from bumps or jars and the elements. The case will accommodate any recurve bow up to 70 inches in length. A large top-opening zipper makes access easy. A zippered 6 by 10 inch accessory pocket will hold the various extra accessories of a tournament archer. The full girth handle is located in the center of the case for balance when carrying.



Browning BOW STRINGS

Browning Strings are made from multiple strands of specially waxed Dacron. Each string is carefully tested and measured for specific bow weights and lengths. Strings are double looped and bound with black nylon servings at the nock area. A golden serving is carefully wrapped at the nocking point. All servings are wound onto a loop which is pulled under the wrapping for a secure tie and smooth binding. Each string comes packaged in a sturdy plastic box.




Browning LARGE TARGET QUIVER

A beautifully styled quiver made of top grain cowhide. It is suspended from a belt or pocket where it is held firmly by two snap spring fasteners. The angled leather straps position the quiver for a quick and easy draw and permit it to be used for either left or right handed shooters. There is a capacity for 12 arrows and these may be segregated by a leather loop at the top of the quiver.



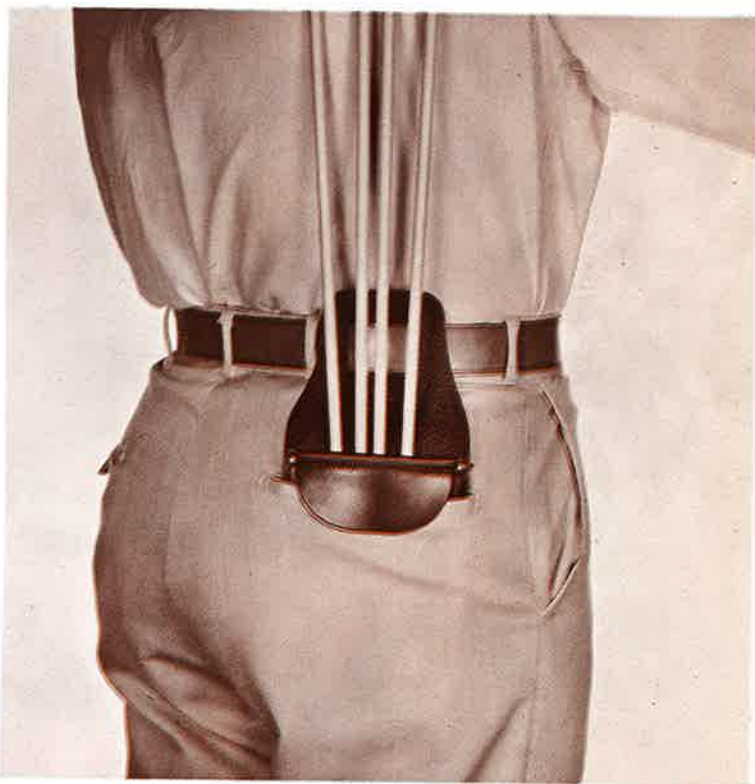
Browning SMALL TARGET QUIVER

This "compact" was designed for the archer who likes to travel light. It is made of top grain leather and offers a minimum of encumbrance. A metal spring clip attaches the quiver firmly to a belt where it is balanced for ideal shooting position by the placement of the supporting straps. This quiver is ideal for ladies or junior archers and the man who wants a minimum of interference from his tackle.



Browning ROVER QUIVER

A compact quiver made of top grain cowhide. Designed for target or field shooting, it holds six to eight arrows which are firmly and conveniently positioned by the slanted pocket opening. Arrows may be separated by a leather loop at top of the pocket. The quiver has a large zippered accessory pocket and a handy pencil holder.



Browning HIP POCKET QUIVER

If you like to shoot free and easy, this compact quiver will delight you. It slides onto a belt, so stays firmly in position. A leather lip protects the wearer's pocket. The quiver is made from top grain cowhide riveted at the corners to ensure long life. Holds six arrows in the snug pocket opening.



Browning SHOOTING GLOVE

The Browning Shooting Glove is a good looking accessory made from the finest top grain cowhide. The fingertips are of cordovan leather, durable and extra firm to permit a smooth, easy release. An elastic back assures consistent snugness while shooting. The wrist band is leather with an adjustable snap fastener. The glove is available in extra large, large, medium and small for men and large, medium and small for the ladies.



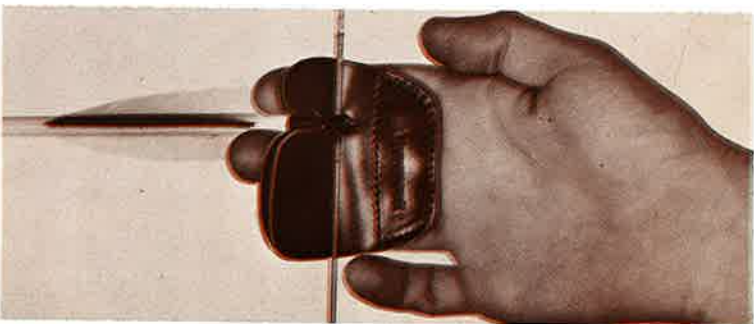
Browning BOW QUIVER

An ideal quiver for silent hunting. Made of Neoprene, it will not damage bow limbs. The quiver snaps onto any bow and is held securely by steel clamps. The Kwikie Kwiver holds four arrows firmly positioned for a quick and silent draw and rapid shooting.



Browning ARM GUARD

A firm, durable arm protector crafted from top grain cowhide with an inner steel stay to absorb string shock. Elastic arm straps with adjustments for any forearm size are easily fastened by small metal hooks.



Browning FINGER TAB

Made of double layers of top grain cowhide, this shooting tab has just the right texture for a smooth release. Available in three sizes, large, medium or small.

Archery Information

SELECTING A BOW

The accompanying illustration will identify the structural makeup of a bow with the nomenclature most commonly used. Becoming familiar with these terms and the parts of a bow so named will be of help in your understanding archery.

There are two basic bow types, the Straight Bow and the Recurve Bow. Although there are many variations of the recurve bow, it essentially means that the ends of the bow limbs curve in an opposite direction to that of the remainder of the bow limbs. This type of design has become far the more popular in recent years and is considered to give greater arrow speed and superior all-around performance.

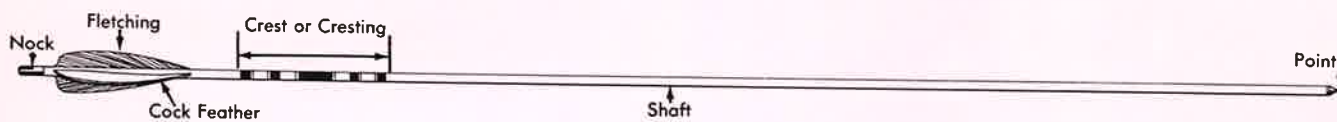
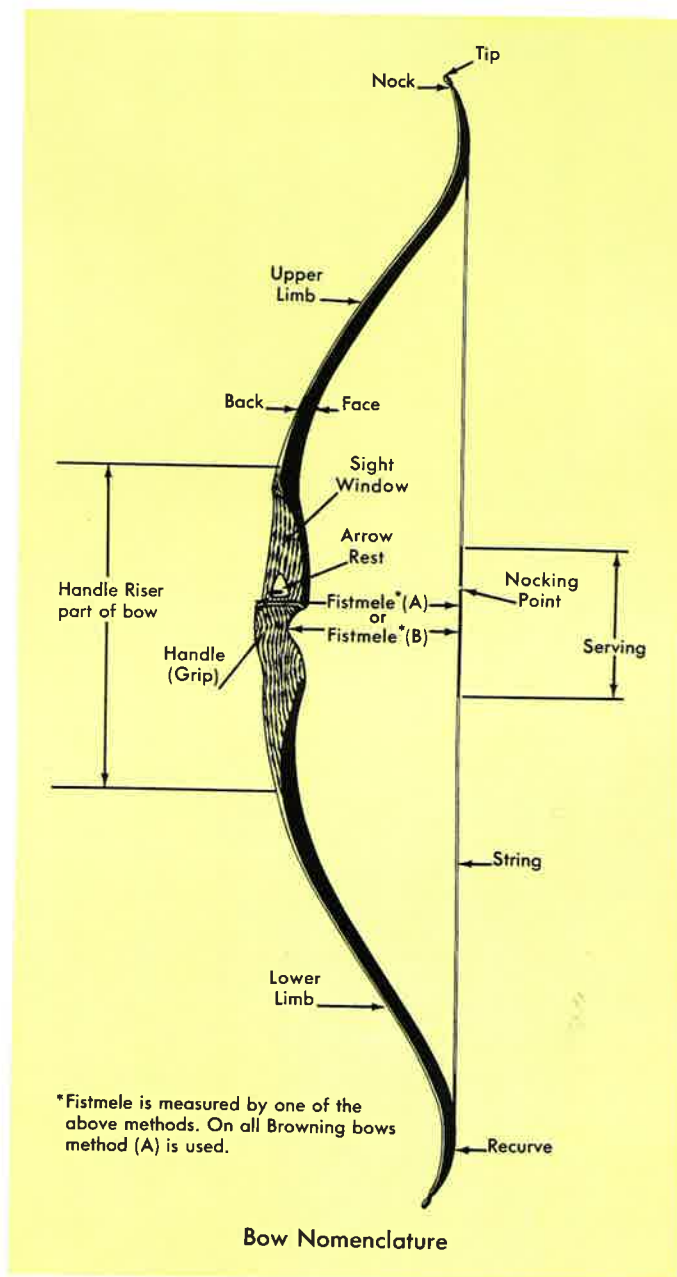
Bows are constructed from wood, solid fiberglass, light metals, or a combination of woods and fiberglass in laminated form. The latter is called a composite bow and is considered by far the best type. It is lighter in weight, stronger, and has the facility to cast an arrow faster and more accurately.

LENGTH: Generally speaking, a shorter bow will produce greater arrow speed, is lighter weight, and more convenient to handle; therefore, such bows within the 50" to 60" lengths are normally preferred for hunting. On the other hand, a longer bow, by comparison, is more stable, easier to draw, and smoother on release. Because a longer bow will shoot with more precision than the shorter bow, it is preferred for target and field archery. Bows in this category usually range from 64" to 70" in length. The length selected is a matter of personal preference, although one's size is an important consideration.

DRAW WEIGHT: Draw weight signifies the number of pounds of pull necessary to draw a bow to full draw. Most Browning bows, as with other makes, are measured at 28" draw. A 40 pound bow for instance, means it takes 40 pounds pressure to draw it 28". Bear in mind that this draw weight will vary with length of draw, approximately 2 pounds per inch. In other words, for a person with a full draw of 27" this 40 pound bow would become a 38 pound bow; or if his full draw were 30", the draw weight would then become about 44 pounds. In selecting a bow, the archer should choose a bow he can pull to his full draw without excessive strain over extended periods of shooting. For target shooting, most men will use a bow with a draw weight between 35 and 45 pounds, women and juniors between 20 and 35 pounds, and youngsters from 10 to 25 pounds. In a hunting bow, the same shooter would ordinarily use a bow with about 10 pounds heavier draw. Do not select a bow too heavy. With modern composite bows, a light draw weight will give comparable accuracy to that of a heavy draw weight.

HUNTING BOW: Should an archer wish to obtain a bow that is suitable for both hunting and target work, it would be preferable to choose one in the lightest draw weight that conforms to state and local laws for bow hunting. In most states, the requirement is for a bow with no less than a 40 pound draw weight.

When a bow is to be used entirely for hunting, the only limitation on draw weight need be the hunter's strength and ability. For the average archer, a bow within the 45 to 55 pound range is generally recommended.



Arrow Nomenclature

ARROW SELECTION


The illustrations and nomenclature will identify the various parts of our arrow and the types of points used.

MATCHED ARROWS: A set of "matched" arrows refers to a group of arrows with the same SPINE (stiffness of the shaft) and the same WEIGHT. Naturally other physical characteristics such as length, fletching, and shaft diameter are also to be the same. Matched arrows are absolutely necessary for consistent performance.

SPINE: Spine is the characteristic of an arrow which allows it to flex around a bow in such a way that it travels straight instead of being deflected to the side as it passes the bow. There is a recommended spine for each bow weight and it is fundamental to achieving good accuracy to use arrows that have the correct spine. The spine of an arrow is converted to a poundage classification corresponding to the draw weight of a bow in order that the two may be more easily matched by the archer. Arrows are usually spined in increments of 5 pounds. Thus for a bow with a draw weight of 42 pounds, arrows should be selected which have been spined in the 40 to 45 pound classification.

WEIGHT: Arrow weight and arrow spine are closely related and variances in either can cause considerable flight inconsistency. Hence, it is also important that each set of arrows match in weight. All better makes of arrows are closely matched to within but a few grains of each other.

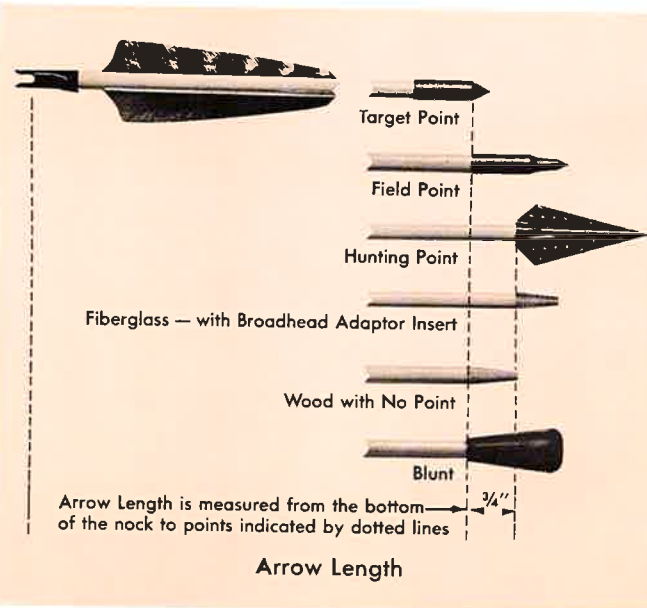
LENGTH: An arrow that is too short can be easily overdrawn which is dangerous as well as a detriment to good shooting. Correct arrow length depends on the full draw of the archer and full draw is ultimately dependent upon arm length. There are a number of ways in which arrow



length can be determined for the new archer. One well accepted, the chest to fingertip method, is described below.

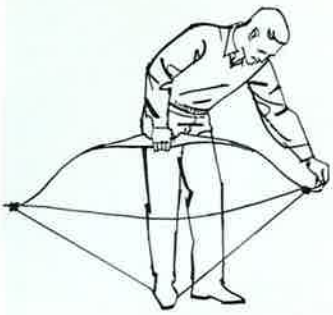
Place the end of a yardstick against the center of your upper chest at the approximate base of the neck and reach out on it with your arms extended straight in front of you. The distance from this position on your chest to the end of your fingertips is the correct arrow length. If fractions should occur in this measurement, choose the next highest whole number.

To avoid later confusion, it is important to know how different types of arrows are measured since all types are not measured from the tip of the point. From the illustration below, you will observe that a 28" hunting arrow, for instance, can be as much as 2 1/2 inches longer than a 28" target arrow. Both are designated as a 28" arrow nevertheless and you should not assume the longer hunting arrow is incorrectly marked. Once you have determined the proper arrow length for you, specify that length for all types of arrows. The maker has compensated for the correct differences in actual length.



GENERAL SHOOTING INFORMATION

The information set forth here is necessarily very brief and covers only generally accepted fundamentals. There are as many minor variations to each listed step as there are individual archers. Nevertheless, consistently good form is absolutely necessary for good shooting, and these basics must be performed even though the individual might make minor changes because of physical necessity or personal preference. Instruction, or even informal help and criticism, from an experienced archer is a great help to the beginner.



STRINGING A BOW: The initial stress required to string a bow can cause considerable damage to its limbs if not evenly distributed. It may, in fact, cause the limbs to become permanently twisted. In stringing a bow care must also be taken that it doesn't fly out of hand as the result can be dangerous. The simplest and most effective way to string a bow is by using the Browning Bow Stringer. It is designed to put the same stress on a bow as when shooting and there is no danger of the bow jumping out of hand.

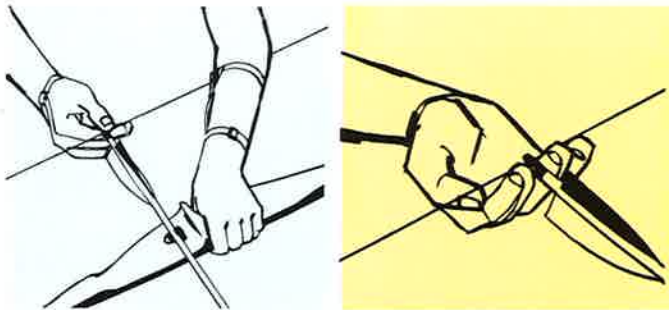


Two other accepted methods may be used. The first system is to use the instep of one shoe as a brace against one tip of the bow. One hand should grasp the bow at the handle area with the back of the bow upward. The heel of the other hand should be placed on the back of the other limb with the loop of the bow string held between the thumb and forefinger. The bow is braced by pulling toward you with the hand at the handle, applying opposite pressure with the heel of the other hand while sliding it along the bow limb until the string loop can be placed in the nock. During this process it is important to keep the head out of direct alignment with the bow to avoid the possibility of an eye or head injury should either hand slip.

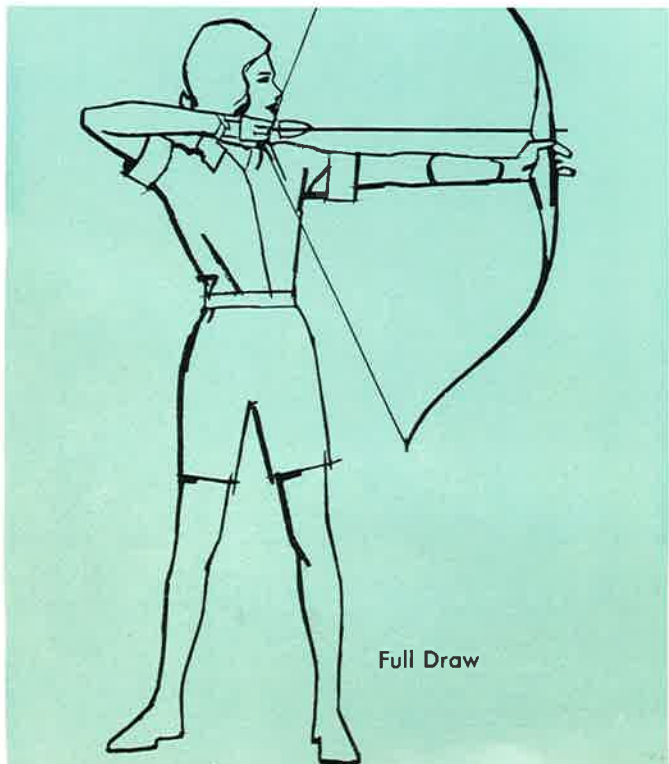
The second system is a step-through process in which the thigh is used to apply pressure on the bow handle. Secure the strings to the lower limb of the bow and hold the loose string end in the left hand. Place the lower limb of the bow against the left ankle. Step across the bow with the right leg and position the bow handle behind the right thigh. Lay the right hand on the curve of the top limb, palm open. The bow is braced by bending forward while applying pressure backward with the right thigh on the bow handle and forward with the hand on the upper limb. Slip the string over the bow tip with the left hand making sure it is properly seated in the nock. Slowly release the pressure after the string is attached and turn the bow so that its face is toward you, as in shooting. This will avoid injury should the string slip off.

SHOOTING STANCE: Take a position with your side pointing directly at the target with feet comfortably spread to provide good balance. Stand erect but relaxed. Your head should be turned directly toward the target, which will be seen over your shoulder.

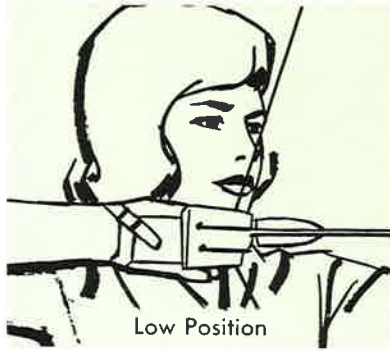
NOCKING AN ARROW: Grasp the bow handle lightly but firmly with the left hand (for a right handed person) exactly as it will be held while shooting. Hold the bow in a horizontal position with the back of the hand up. Lay an arrow across the bow just above the arrow rest. Place the nock of the arrow onto the bowstring with the odd colored feather (cock feather) up or opposite the handle of the bow. The nocking point should be predetermined and marked on the string, usually this is $\frac{1}{8}$ " to $\frac{1}{4}$ " above the point at which the arrow is at right angles to the string. (See Nocking Point Indicator in Accessory Section.) Place the first three fingers on the bowstring as illustrated. Some archers use the pads of the fingers against the string and some use the first joint. Select the method which feels most comfortable for you, either is acceptable. In both cases a shooting glove or tab is recommended.



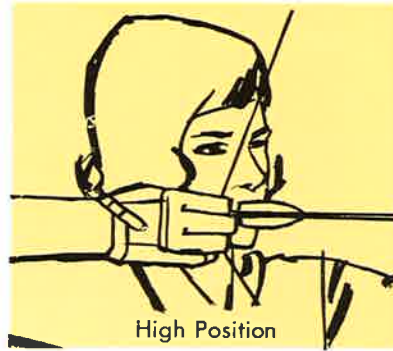
FULL DRAW: Raise the bow from the horizontal to a vertical position at arm's length. The left arm and elbow may be straight but preferably slightly bent to allow clearance for the bowstring. The bow should be held very lightly in the bow hand with the pressure of the draw holding it firmly against the base of the thumb. With the three fingers of the draw hand in proper place, take a deep breath as you draw the arrow



Full Draw



Low Position

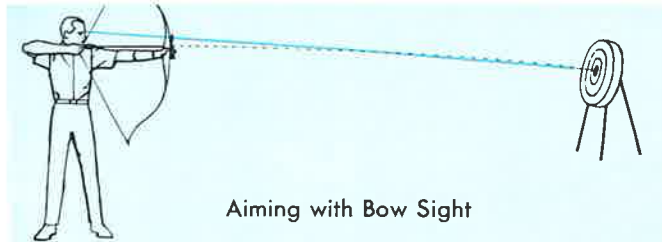


High Position


steadily back to the reference or "anchor" position on your face or chin. At this point you are at *full draw*. It is extremely important that every draw is identical and that your right hand is anchored at *exactly* the same point on your face or chin each time. The fingers of the draw hand should be completely relaxed to accomplish smooth release. The elbow should be level with the shoulders during the draw and the back and shoulder muscles, not the arm or hand, should do the pulling.

AIMING: There are three accepted methods of aiming:

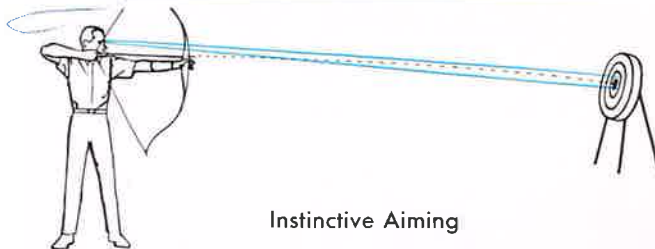
1. For maximum accuracy, particularly in target shooting, many archers use a bow sight. The sight normally has a movable, horizontal sighting post or crosshair reticle which can be adjusted for both vertical and horizontal corrections. Vertical adjustments are made for shooting at different ranges. In this method the aiming eye acts as a rear sight and the end of the post or cross hair as a front sight. The reticle or post is positioned so that a hit will result when the bead or cross hair is "on target."
2. Another aiming method used by the target archer is the "point of aim" system wherein a predetermined sighting spot which is actually above or below the true target is established, usually by trial and error and, of course, by experience. With this method the eye again acts as the rear sight, but the very point of the arrow acts as the front sight and the line of sight is as illustrated.
3. The instinctive method of aiming involves shooting with no definite reference point. The archer concentrates his vision on *the target* and shoots that "feel."



Aiming with Bow Sight




Aiming using Point-of-Aim Method




Instinctive Aiming

THE RELEASE: Hold the full draw for just long enough to make sure your aim is correct. Do not allow the arrow to creep forward just before the release. Relax the three fingers and allow the string to slip off smoothly. There should be no movement except for the slight straightening of the draw fingers. A smooth, straight, even release is very important to accuracy.

FOLLOW THROUGH: Follow through as an aid to consistent shooting simply means the archer should retain the shooting position without moving, until the arrow strikes the target.



Follow Through



BROWNING ARMS COMPANY
1706 Washington Avenue, St. Louis, Missouri 63103

Manufacturers of

**Browning Sporting Arms
and
Gun Accessories**

Browning-Silaflex Fishing Rods

**Browning-Silaflex Sky Pole
Vaulting Poles**

Catalogs available on request

1965 PRICE LIST BROWNING ARCHERY EQUIPMENT

Browning BOWS

Model	Length	Draw Weights Available-Lbs.*	
Apache.....	48"	15 - 20.....	\$17.50
Apache Set.....	48"	15 - 20.....	24.75
Mohawk.....	54"	25 - 30 - 35.....	22.50
Mohawk Set.....	54"	25 - 30 - 35.....	29.75
Spartan.....	62"	From 25 to 45.....	31.50
Medallion.....	64"	From 30 to 55.....	39.50
Nomad.....	54"	From 35 to 65.....	47.50
Apollo**.....	66"	From 30 to 60.....	49.50
Safari I**.....	54"	From 35 to 70.....	59.50
Safari II**.....	60"	From 35 to 70.....	59.50
Olympian**.....	64"	From 30 to 60.....	79.50
Olympian**.....	66"	From 30 to 60.....	79.50
Olympian**.....	68"	From 30 to 60.....	79.50
Challenge Unit***.....	66"	From 30 to 60.....	121.50
Challenge Unit***.....	68"	From 30 to 60.....	121.50
Challenge Unit***.....	70"	From 30 to 60.....	121.50

*All draw weights are measured at a draw of 28" except for Apache which is measured at 24".

**Bows provided with soft cloth bag.

***Challenge prices include heavily padded Browning Vinyl Bow Case, Browning Bow Sight, Browning No-Cant Reticle and Browning Bow Stringer.

When ordering bows be sure to specify the following:

1. Model by name.
2. Left Hand Model (Right Hand Model will always be shipped if Left Hand Model is not specified).
3. Draw Weight (to complete orders promptly we will substitute within two pounds on either side of designated weight unless your order specifies "Exactly 00 lbs." or the substitution limits permissible). Since Apache and Mohawk bow draw weights are in increments of five lbs., substitutions will not be made.
4. Specify length desired for Safari, Olympian and Challenge bows.

Browning ARROWS

Point	Length Increments of One Inch	Spine Increments of Five Pounds	Per Dozen
BROWNING SELECT PORT ORFORD CEDAR			
Target.....	26" to 31"	20# to 70#.....	\$12.50
Field.....	26" to 31"	20# to 70#.....	12.50
Without Point (untapered).....	26" to 31"	20# to 70#.....	11.50
Hunting			
3-Blade Hi-Precision.....	26" to 30 1/4"	35# to 70#.....	15.00
4-Blade Copperhead.....	26" to 30 1/4"	35# to 70#.....	17.00
Children's — Special Target.....	24"	Not Defined.....	6.50
Flu-Flu Rubber Blunt.....	28"	Not Defined.....	14.50
BROWNING-SILAFLEX FIBERGLASS			
Target.....	26" to 31"	20# to 70#.....	27.50
Field.....	26" to 31"	20# to 70#.....	27.50
Hunting			
3-Blade Hi-Precision.....	26" to 30 1/4"	35# to 70#.....	31.50
4-Blade Copperhead.....	26" to 30 1/4"	35# to 70#.....	33.50
With Broadhead Insert Adapter.....	26" to 30 1/4"	20# to 70#.....	27.50
Hunting — Special Gray Camouflage			
3-Blade Hi-Precision.....	28"	45# to 55#.....	21.50
With Broadhead Insert Adapter.....	28"	45# to 55#.....	18.00
Flu-Flu Rubber Blunt.....	28"	Not Defined.....	29.00
BROWNING ALUMINUM (EASTON-XX75)			
Target.....	26" to 31"	25# to 50#.....	34.50

Single Fiberglass or Aluminum arrows are available as replacements to matched sets.

When ordering be sure to specify the following:

1. Arrow Shaft Material (Aluminum, Fiberglass, or Wood).
2. Type of Point.
3. Length (a 28" adult arrow will always be shipped if length is not specified).
4. Spine (Draw weight of bow).
5. Color (Crest and Fletching Match). Specify: Red, Yellow or Black (Blue, Orange or Green can be provided, but an additional three weeks is necessary for delivery).
6. Quantity (All arrows are sold in sets of one dozen except children's arrows which come in three dozen lots.)

(Archery accessories on next page)

Browning ARCHERY ACCESSORIES

When ordering accessories be sure to specify, when appropriate, size and Right or Left hand

	Size	
BROWNING ARCHERY GLOVES — L or R Hand		
Men.....	S, M, L, XL.....	\$2.50
Ladies.....	S, M, L.....	2.50
BROWNING SHOOTING TABS — L or R Hand.....		
	S, M, L.....	1.10
BROWNING ARM GUARDS		
Men.....		1.75
Ladies.....		1.75
Children.....		1.00
BROWNING QUIVERS		
Small Target.....		4.50
Large Target.....		8.00
Rover.....		9.00
Hip Pocket.....		2.00
Kwikee Bow Kwiver.....		3.50
BROWNING BOW STRINGER		
		2.95
BROWNING BOW SIGHT		
		6.95
BROWNING NO-CANT BOW SIGHT RETICLE		
		4.95
BROWNING BOW CASE		
		8.95
BOW STRING		
Specify Browning Bow Model, Draw Weight and Length if model comes in more than one size.....		1.50
ARROW REST — Brush Type.....		
		.60

	Shaft Size	Weight (in grains)	
Browning Target Points — Tapered Steel..... (For Cedar Arrows)	5/16.....	85.....	\$.80 doz.
	21/64.....	100.....	.80 doz.
	11/32.....	100.....	.80 doz.
Browning Field Points — Tapered Steel..... (For Cedar or Fiberglass Arrows)	5/16.....	100.....	.80 doz.
	21/64.....	130.....	.80 doz.
	11/32.....	130.....	.80 doz.
Hi-Precision Hunting Points — (3-Blade)..... (For Cedar or Fiberglass Arrows)	5/16.....	110.....	3.75 doz.
	11/32.....	130.....	3.75 doz.
Copperhead Hunting Points — (4-Blade)..... (For Cedar or Fiberglass Arrows)	11/32.....	125.....	5.50 doz.
HTM Rubber Blunts (For Cedar or Fiberglass Arrows)	5/16.....	120.....	1.75 doz.
	11/32.....	120.....	1.75 doz.
Nocks — White (For Cedar or Fiberglass Arrows)			
1/4, 9/32, 5/16, 11/32.....			.45 doz.
Mid-Nocks — White (For Aluminum Arrows)			
1/4, 9/32, 5/16, 11/32.....			1.30 doz.

***MICRO-FLITE ARROW SHAFTS (Yellow)**

With Nock Inserts and Target Points Installed.....	\$19.50 doz.
With Nock Inserts and Target Points Separate.....	18.10 doz.
With Nock Inserts and Broadhead Insert Adapters Installed.....	19.90 doz.
With Nock Inserts and Broadhead Insert Adapters, Separate.....	18.50 doz.
Arrow Shafts Only — Maximum Length 31".....	14.50 doz.
Nock Inserts — Magnesium.....	1.60 doz.
Broadhead Adapter Inserts — Magnesium.....	2.40 doz.
Micro-Flite Target Points — Case Hardened Steel.....	2.00 doz.
Point-Fast Fiberglass Adhesive Kit — For Inserts — 2 oz.....	1.25 ea.

**When ordering Micro-Flite Arrow Shafts be sure to specify length of arrow and spine desired (Draw Weight) or use Micro-Flite sizing chart numbers from 0 to 10. Components will be sent disassembled unless specified otherwise.*

All Micro-Flite products are manufactured by
Browning-Silaflex, a subsidiary of Browning Arms Company

Prices Subject to Change
Without Notice
Litho U.S.A.

BROWNING ARMS COMPANY
1706 Washington Ave., St. Louis, Missouri 63103

2-15-65 15M