



# PALM BEACH

PARK OF COMMERCE

 CUSHMAN &  
WAKEFIELD

**WOODMONT**  
Industrial Partners

  
BUTTERS

**DELIVERED:**

2Q2024

**A PREMIER BUSINESS LOCATION**

15430 CORPORATE ROAD NORTH  
JUPITER, FLORIDA

15430 Corporate Road North | Jupiter, FL

303,364 SF

303,364 SF Available for Lease

**WOODMONT**  
Industrial Partners




DELIVERED:  
2Q2024

**PALM BEACH**  
PARK OF COMMERCE


## 15430 Corporate Road North | Jupiter, FL

 303,364 Square Feet Available for Lease


 50,000 SF minimum divisibility


 Available for immediate occupancy


 206 Car parking spaces | 26 Trailer Parking Spaces

 43 (9'x10') dock high doors & 2 (14'x14') drive-in doors


 60' concrete apron

 ESFR sprinkler system

 40' clear ceiling height

 60' speed bay

 52' D x 57' W

 Electrical: 2,400 amps

 R-19 Roof System



71



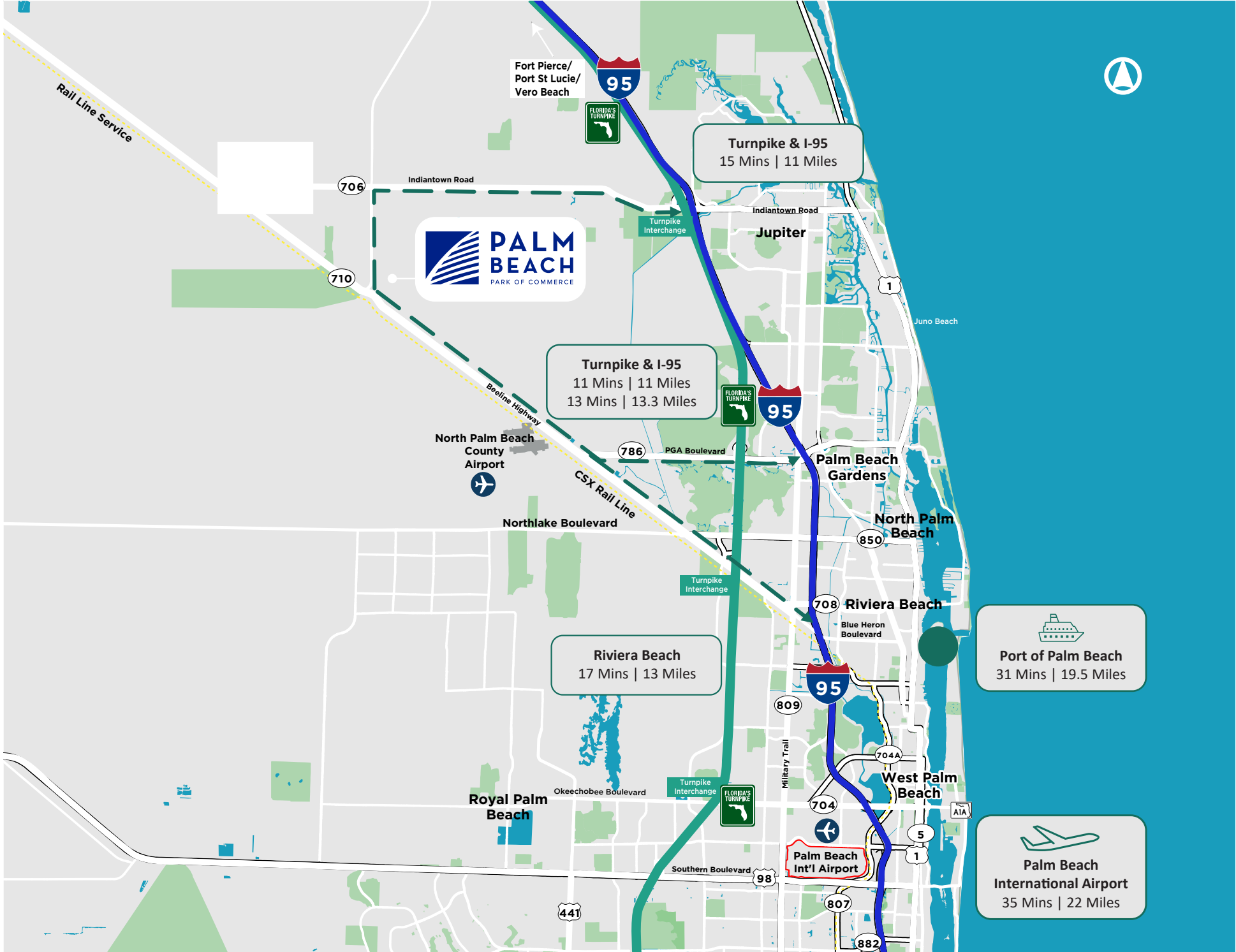
**1,639,331 SF**  
Future Park  
Developments

## Notable Tenants

- |                  |  |                         |              |
|------------------|--|-------------------------|--------------|
| 1 SURF HOUSE     | 6 <b>RENCO</b><br>RENEWABLE COMPOSITE PRODUCTS | 11 MOUNTAIN PRODUCTIONS | 16 <b>AA</b> |
| 2 <b>FPL</b>     | 7 <b>niagara</b>                               | 12 <b>amazon</b>        |              |
| 3 <b>niagara</b> | 8 <b>Vetio</b><br>ANIMAL HEALTH                | 13 <b>AA</b>            |              |
| 4 <b>MCLANE</b>  | 9 <b>SPARTAN</b>                               | 14 <b>Walgreens</b>     |              |
| 5 PC DEV GROUP   | 10 <b>S&amp;K</b>                              | 15 <b>[.CSX.]</b>       |              |

# Upcoming Development Spec Sheet

BUILDINGS	A	B	C	D	E-1	E-2	F	G	H
Rentable Area	303,364	236,080	53,914	370,892	188,637	128,426	305,784	52,234	1.99 Acres
Delivering	2Q2024 Phase II	2025	4Q2024 Phase II	2025	2025	2025	2025	2025	Immediate
Office Size	To Suit	To Suit	To Suit	To Suit	To Suit	To Suit	To Suit	To Suit	N/A
Building Dimensions	345' x 870.3'	300' x 775'9"	139.3'" x 410.8'	325' x 1125'	300' x 600'	277' x 446'.6"	350' x 865'	165' x 346'	N/A
Ceiling Heights	40'	40'	32'	40'	28'	28'	40'	28'	N/A
Column Spacing	52' x 57'	52' x 48'	52'0" x 58'10.5"	53'.6" x 53'	54' x 50'	55' x 54'.3"	52' x 50'	52' x 45'	N/A
Dock Doors	43	42	13	51	25	16	35	11	N/A
Drive-In Doors	2	2	1	2	2	2	2	1	N/A
Car Parking	206	247	43	336	110	100	218	33	TBD
Trailer Parking	26	51	0	52	0	0	36	0	TBD



# Location & Access

Centrally located in the heart of prestigious Palm Beach County, in one of the nation's strongest growth regions, Palm Beach Park of Commerce offers everything you could want from a premier Master-Planned Business Park. **Owner/user purchase opportunities are available!**

## Regional Access

At Palm Beach Park of Commerce, you'll enjoy easy access to the region's extensive transportation network, including major highways and airports. The Park is also one of the few premier business locations that offers rail service, foreign trade zones, heavy industrial options, plus a direct link to the Port of Palm Beach.

## County Tax Incentives

Palm Beach County, in conjunction with the Business Development Board of Palm Beach County, is one of the most proactive counties recruiting companies to the market.

They understand the needs of small companies up to fortune 100 companies and will help tailor incentives, such as training grants, hiring incentives, expedited permitting, and abated ad Valorem taxes, to fit the needs of prospective companies coming to Palm Beach County.



Direct Rail Link to the Port of Palm Beach

---



15-Minute Drive to FL Turnpike

---



15-Minute Drive to I-95

---



40' Clear Ceiling Height

---



Outside Storage Permitted

15430 CORPORATE ROAD N | JUPITER, FL



**CHRISTOPHER THOMSON, SIOR**

Vice Chairman  
+1 561 227 2019  
[christopher.thomson@cushwake.com](mailto:christopher.thomson@cushwake.com)

**CHRIS METZGER**

Vice Chairman  
+1 954 415 9155  
[chris.metzger@cushwake.com](mailto:chris.metzger@cushwake.com)

**CUSHMAN & WAKEFIELD OF FLORIDA, LLC**

225 NE Mizner Boulevard, Suite 300  
Boca Raton, FL 33432 | USA  
[cushmanwakefield.com](http://cushmanwakefield.com)



©2023 Cushman & Wakefield.  
The material in this presentation has been prepared solely for information purposes, and is strictly confidential. Any disclosure, use, copying or circulation of this presentation (or the information contained within it) is strictly prohibited, unless you have obtained Cushman & Wakefield's prior written consent. The views expressed in this presentation are the views of the author and do not necessarily reflect the views of Cushman & Wakefield. Neither this presentation nor any part of it shall form the basis of, or be relied upon in connection with any offer, or act as an inducement to enter into any contract or commitment whatsoever. NO REPRESENTATION OR WARRANTY IS GIVEN, EXPRESS OR IMPLIED, AS TO THE ACCURACY OF THE INFORMATION CONTAINED WITHIN THIS PRESENTATION, AND CUSHMAN & WAKEFIELD IS UNDER NO OBLIGATION TO SUBSEQUENTLY CORRECT IT IN THE EVENT OF ERRORS.

4-5 HRS  
POP. 19,692,768

**Daytona Beach** (3 Hrs. 15 Min.)  
POPULATION: 74,975 | 21.4% 10-YR GROWTH

3-4 HRS  
POP. 11,530,048

**Orlando** (2 Hrs. 45 Min.)  
POPULATION: 321,427 | 33.8% 10-YR GROWTH

1-2 HRS  
POP. 7,100,329

**Tampa** (3 Hrs. 30 Min.)  
POPULATION: 394,089 | 16.3% 10-YR GROWTH

0-1 HRS  
POP. 1,929,768

**Fort Myers** (2 Hrs.)  
POPULATION: 91,215 | 43.8% 10-YR GROWTH

50 mi.

25 mi.

**West Palm Beach**  
(30 Min.)  
POPULATION: 112,770  
13.0% 10-YR GROWTH

**Fort Lauderdale** (1 Hr. 15 Min.)  
POPULATION: 186,598 | 11.5% 10-YR GROWTH

**Miami** (1 Hr. 30 Min.)  
POPULATION: 456,923 | 13.7% 10-YR GROWTH

A PREMIER BUSINESS LOCATION

15430 CORPORATE ROAD N

**Demographics**

	15 MIN.	30 MIN.	45 MIN.	60 MIN.
Total Population	65,732	561,863	1,269,183	2,004,644
Workforce Potential (+16)	31,419	269,828	612,742	942,727
High School Education (Pop. 25+)	10,274 (20.7%)	91,723 (21.7%)	220,131 (23.8%)	340,411 (22.9%)
Blue Collar/Service Workers	5,260 (18%)	42,870 (17.2%)	113,280 (20.2%)	159,491 (18.5%)