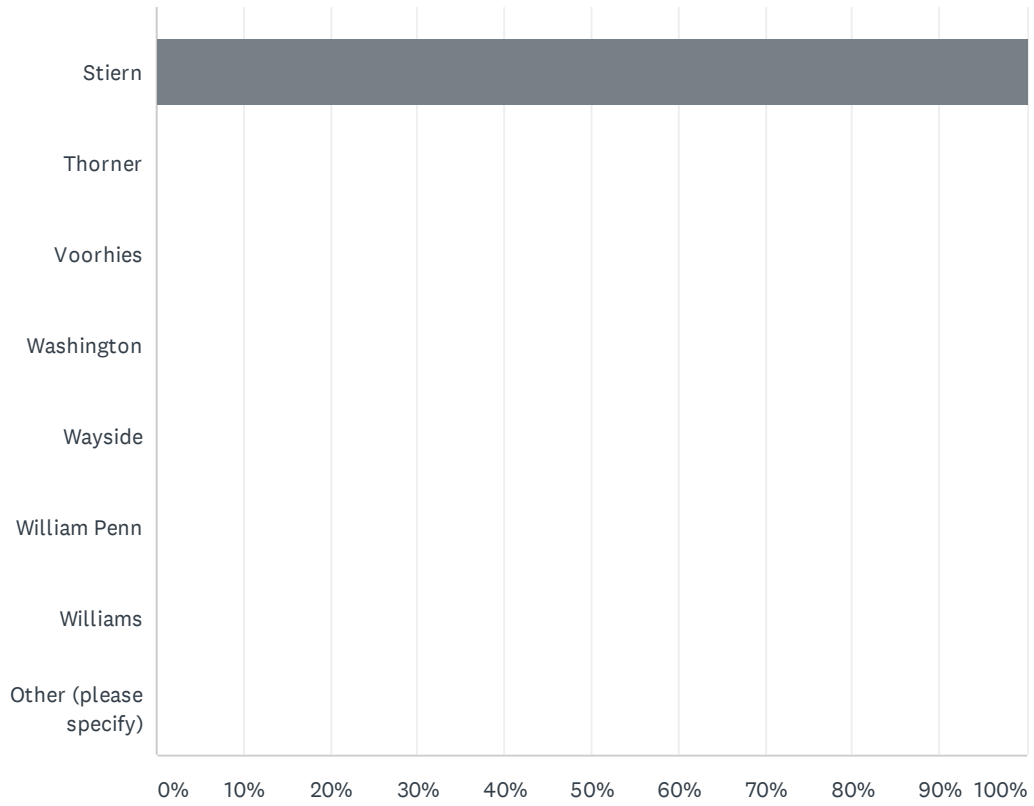






2019-2020 BETA Administration/Site Climate Survey



2019-2020 BETA Administration/Site Climate Survey

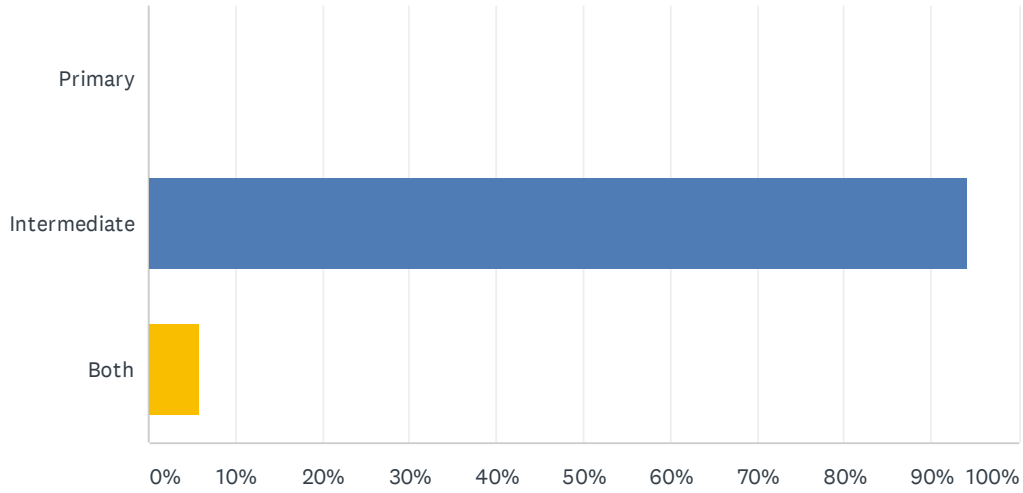
ANSWER CHOICES	RESPONSES
Casa Loma	0.00% 0
Cato	0.00% 0
Chavez	0.00% 0
Chipman	0.00% 0
College Hts	0.00% 0
Compton	0.00% 0
Curran	0.00% 0
Downtown	0.00% 0
Ed Center	0.00% 0
Eissler	0.00% 0
Emerson	0.00% 0
Evergreen	0.00% 0
Fletcher	0.00% 0
Frank West	0.00% 0
Franklin	0.00% 0
Fremont	0.00% 0
Garza	0.00% 0
Harding	0.00% 0
Harris	0.00% 0
Horace Mann	0.00% 0
Hort	0.00% 0
Jefferson	0.00% 0
Longfellow	0.00% 0
McKinley	0.00% 0
Mt.Vernon	0.00% 0
Munsey	0.00% 0
Nichols	0.00% 0
Noble	0.00% 0
Nurses	0.00% 0
Owens Intermediate	0.00% 0
Owens Primary	0.00% 0
Pauly	0.00% 0

2019-2020 BETA Administration/Site Climate Survey

Pioneer	0.00%	0
Rafer Johnson	0.00%	0
Roosevelt	0.00%	0
Sequoia	0.00%	0
Sierra	0.00%	0
Special Ed Office	0.00%	0
Stella Hills	0.00%	0
Stiern	100.00%	18
Thorner	0.00%	0
Voorhies	0.00%	0
Washington	0.00%	0
Wayside	0.00%	0
William Penn	0.00%	0
Williams	0.00%	0
Other (please specify)	0.00%	0
Total Respondents: 18		

## Q2 Instructional Grade Level or Support Services

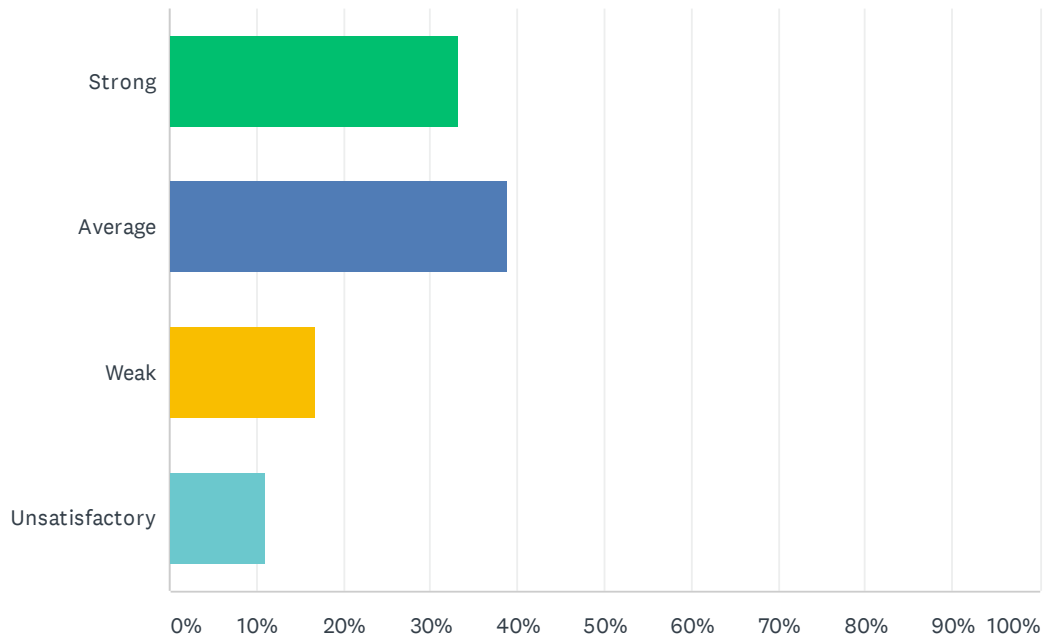
Answered: 17 Skipped: 1



ANSWER CHOICES	RESPONSES	
Primary	0.00%	0
Intermediate	94.12%	16
Both	5.88%	1
TOTAL		17

### Q3 Site administration is sensitive to the needs of students, staff, and community.

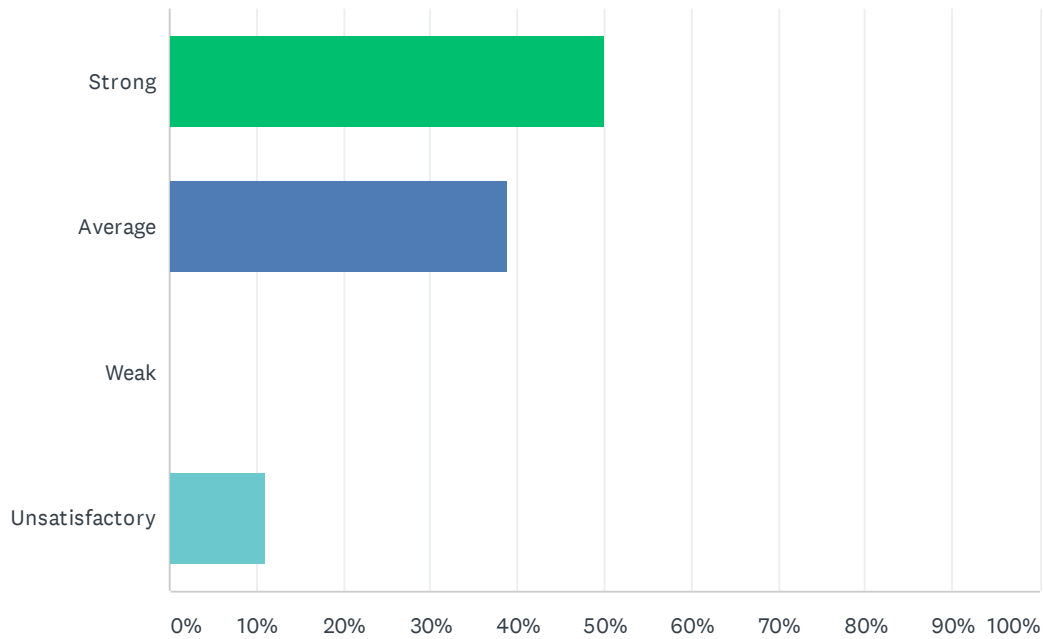
Answered: 18 Skipped: 0



ANSWER CHOICES	RESPONSES	
Strong	33.33%	6
Average	38.89%	7
Weak	16.67%	3
Unsatisfactory	11.11%	2
<b>TOTAL</b>		<b>18</b>

## Q4 Site administration treats staff with respect; you feel like a valued member of a team

Answered: 18 Skipped: 0

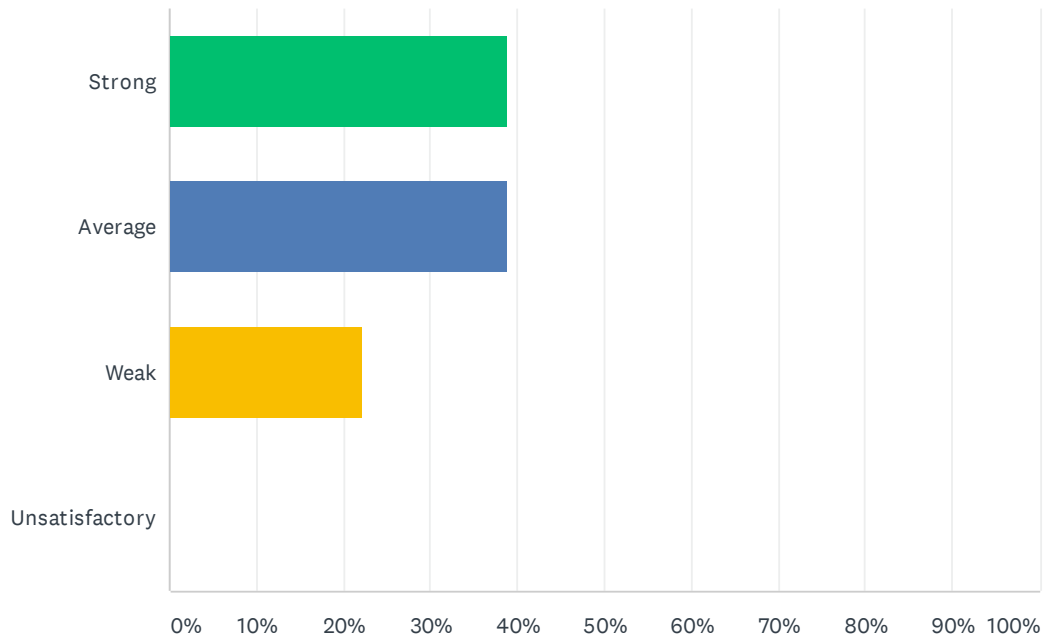


ANSWER CHOICES	RESPONSES	
Strong	50.00%	9
Average	38.89%	7
Weak	0.00%	0
Unsatisfactory	11.11%	2
<b>TOTAL</b>		<b>18</b>



### Q5 Site administration conducts classroom visits (walk-through) in least the disruptive manner and leaves timely feedback (within 24 hours).

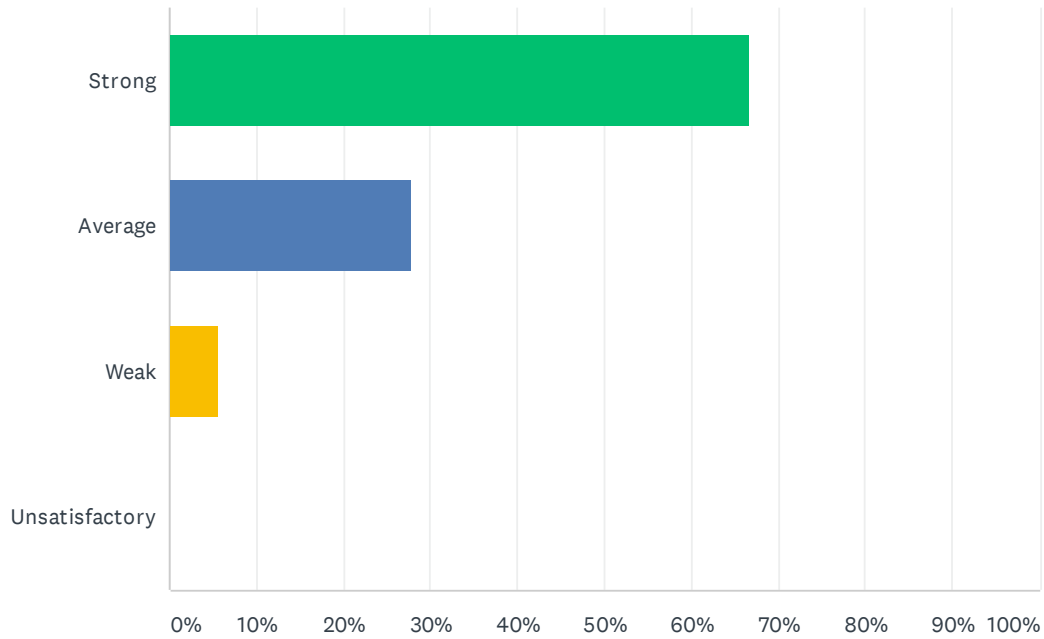
Answered: 18 Skipped: 0



ANSWER CHOICES	RESPONSES	
Strong	38.89%	7
Average	38.89%	7
Weak	22.22%	4
Unsatisfactory	0.00%	0
<b>TOTAL</b>		<b>18</b>

## Q6 Site administration follows the contract and respects personal rights.

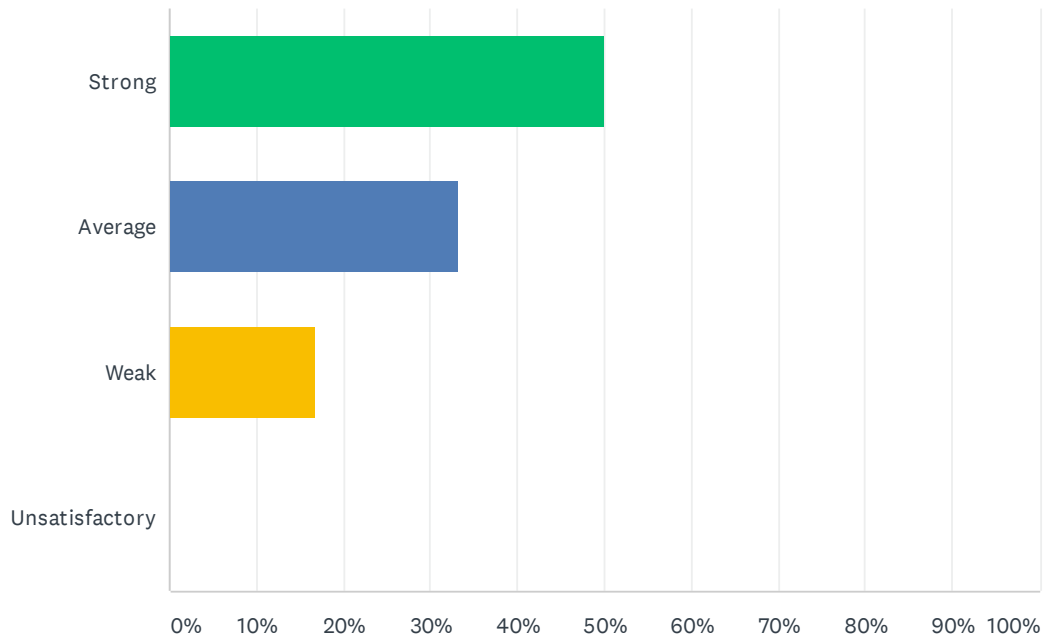
Answered: 18 Skipped: 0



ANSWER CHOICES	RESPONSES	
Strong	66.67%	12
Average	27.78%	5
Weak	5.56%	1
Unsatisfactory	0.00%	0
<b>TOTAL</b>		<b>18</b>

### Q7 Administration utilizes staff according to their job description (ie. Coaches, APL's, Specialists & Staff).

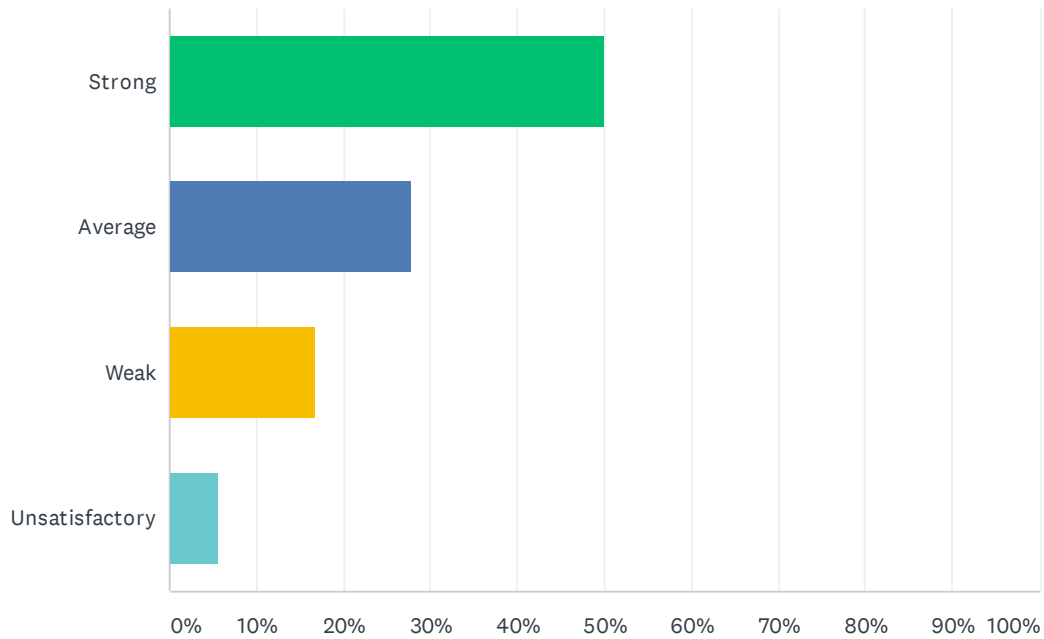
Answered: 18 Skipped: 0



ANSWER CHOICES	RESPONSES	
Strong	50.00%	9
Average	33.33%	6
Weak	16.67%	3
Unsatisfactory	0.00%	0
<b>TOTAL</b>		<b>18</b>

## Q8 Administration maintains open communication with staff, parents, and students.

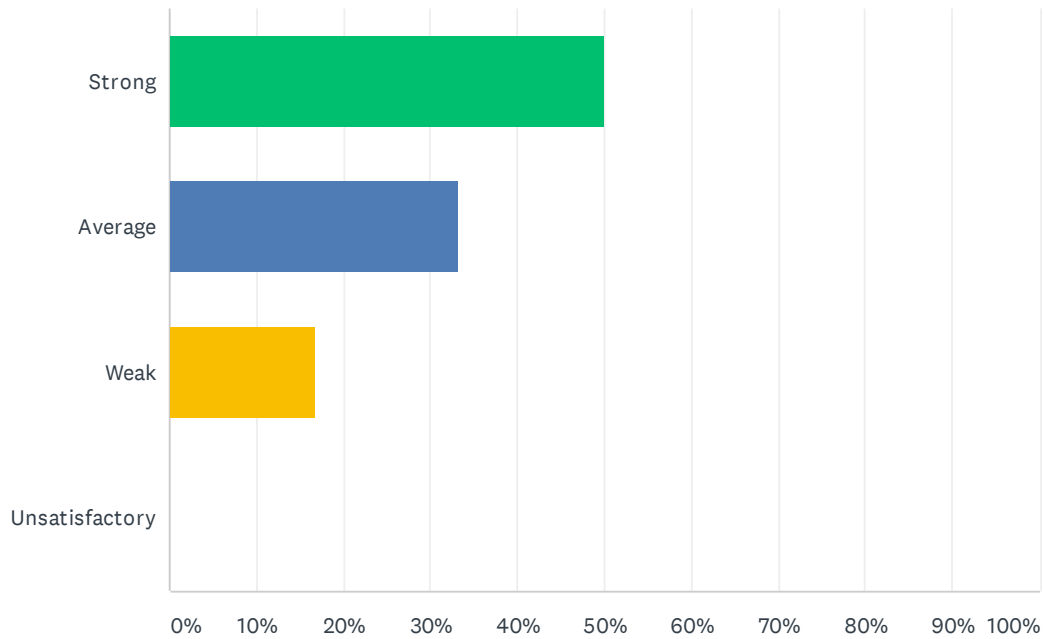
Answered: 18 Skipped: 0



ANSWER CHOICES	RESPONSES	
Strong	50.00%	9
Average	27.78%	5
Weak	16.67%	3
Unsatisfactory	5.56%	1
<b>TOTAL</b>		<b>18</b>

## Q9 Administration supports staff against attacks and criticism from parents.

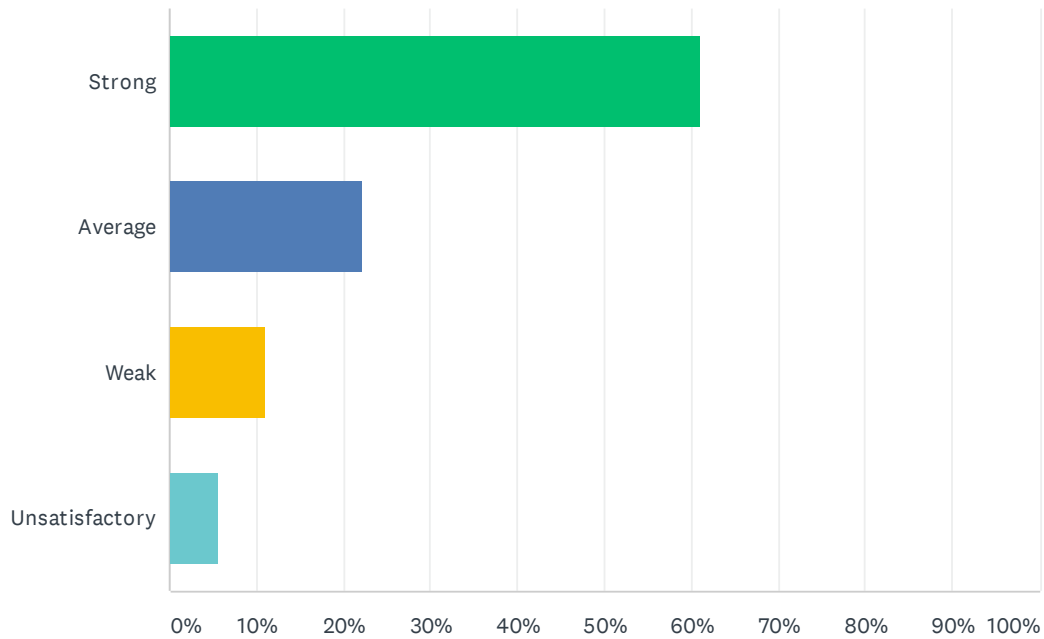
Answered: 18 Skipped: 0



ANSWER CHOICES	RESPONSES	
Strong	50.00%	9
Average	33.33%	6
Weak	16.67%	3
Unsatisfactory	0.00%	0
<b>TOTAL</b>		<b>18</b>

### Q10 Site administration treats all teachers equally; there is no preferential treatment.

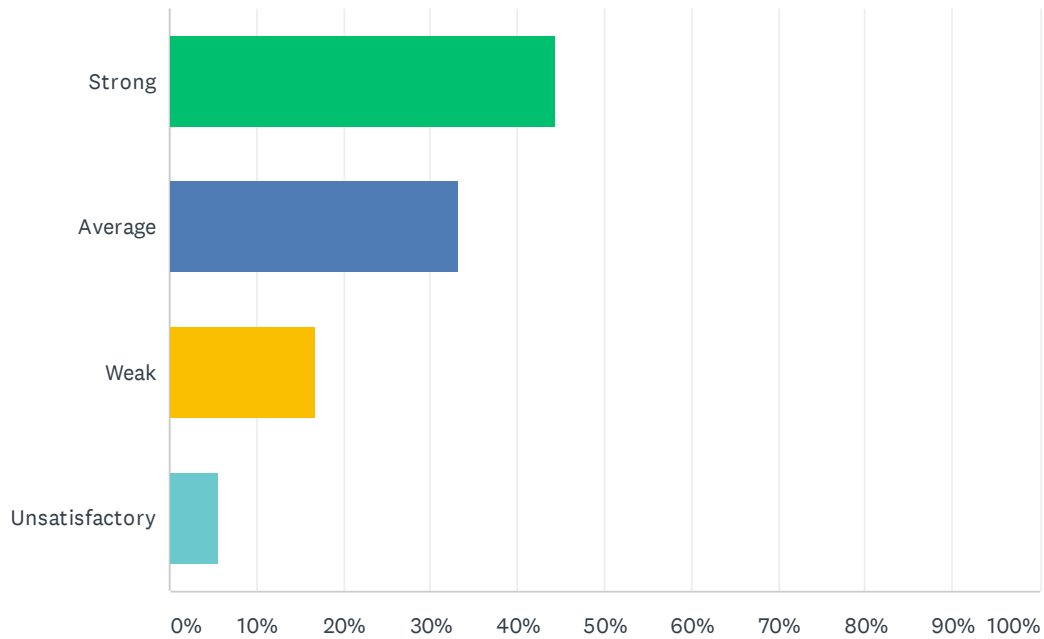
Answered: 18 Skipped: 0



ANSWER CHOICES	RESPONSES	
Strong	61.11%	11
Average	22.22%	4
Weak	11.11%	2
Unsatisfactory	5.56%	1
<b>TOTAL</b>		<b>18</b>

### Q11 Administration supports classroom discipline procedures and follows District discipline guidelines.

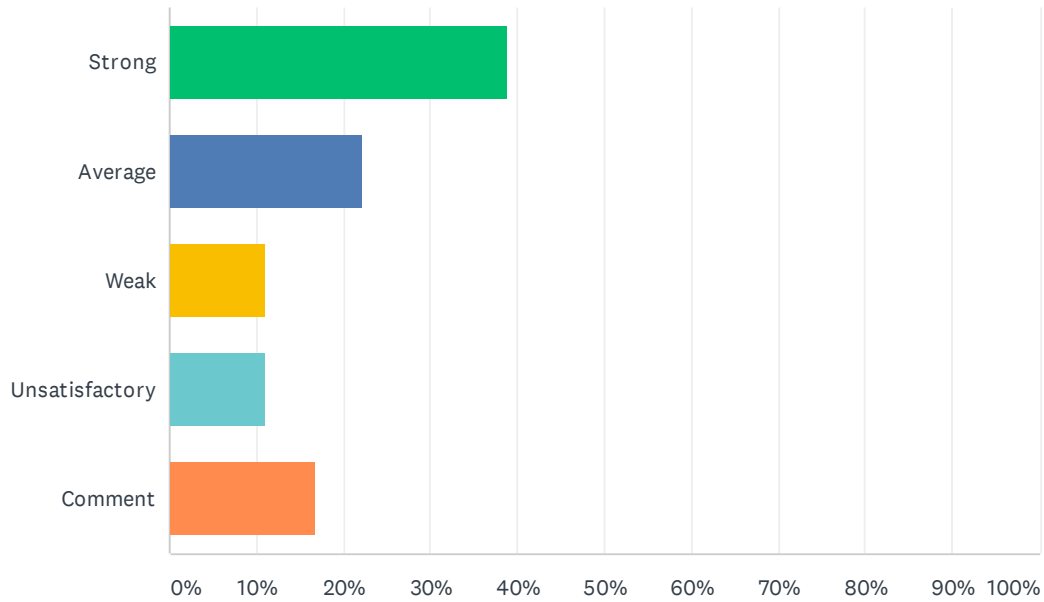
Answered: 18 Skipped: 0



ANSWER CHOICES	RESPONSES	
Strong	44.44%	8
Average	33.33%	6
Weak	16.67%	3
Unsatisfactory	5.56%	1
<b>TOTAL</b>		<b>18</b>

### Q12 Administration processes ODR's (Office Disciplinary Referrals) within 48 hours and supports staff when discipline moves beyond classroom managed behaviors.

Answered: 18 Skipped: 0

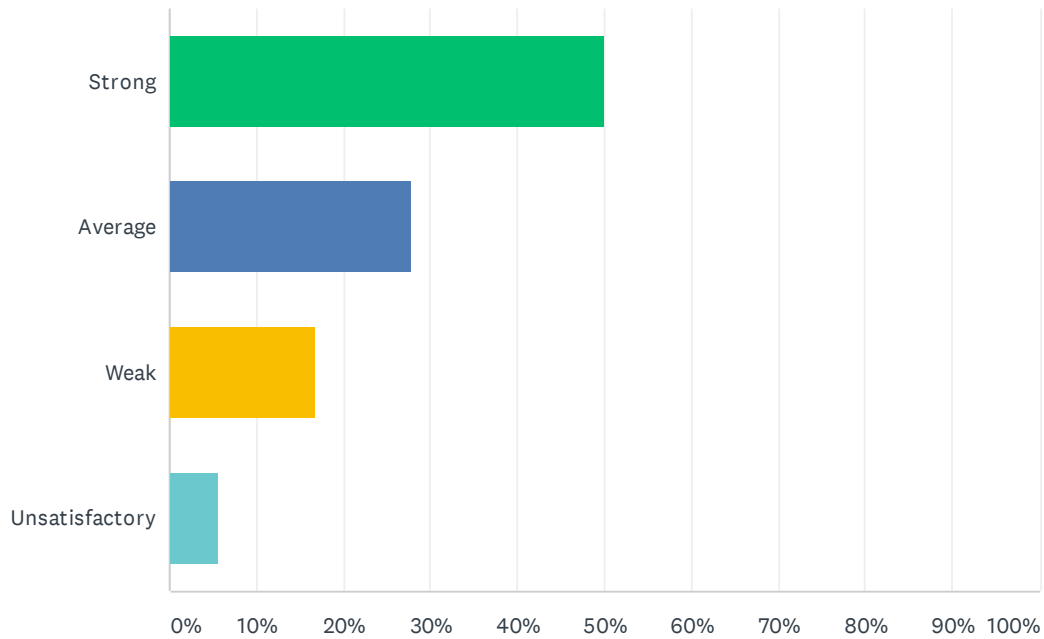


ANSWER CHOICES	RESPONSES	
Strong	38.89%	7
Average	22.22%	4
Weak	11.11%	2
Unsatisfactory	11.11%	2
Comment	16.67%	3
<b>TOTAL</b>		<b>18</b>



### Q13 Administration treats teachers as professionals; the teacher's word is not disregarded in favor of the student's.

Answered: 18 Skipped: 0



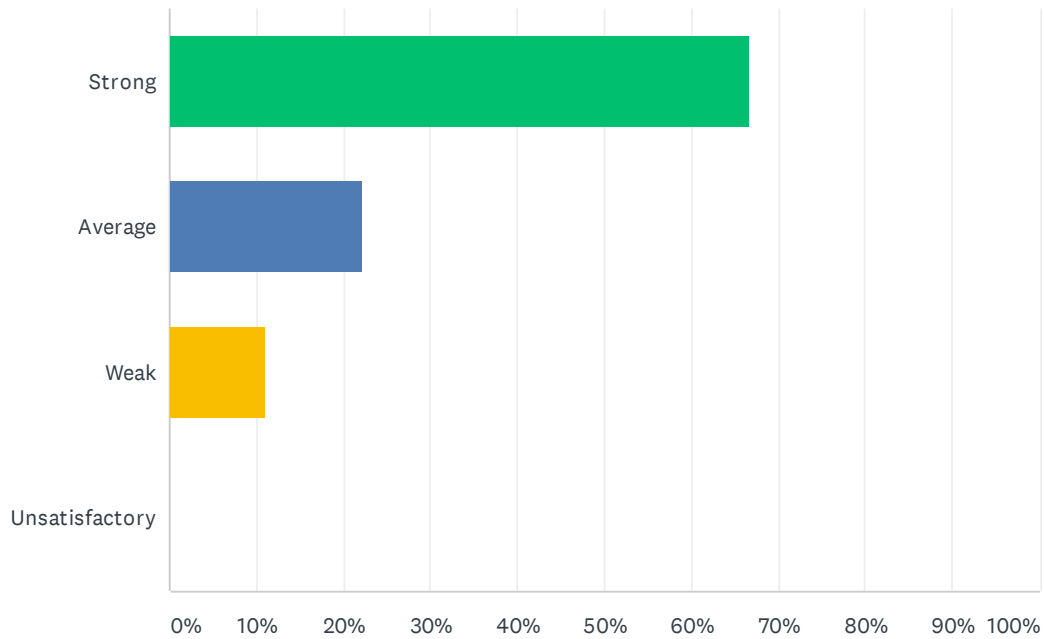
ANSWER CHOICES	RESPONSES	
Strong	50.00%	9
Average	27.78%	5
Weak	16.67%	3
Unsatisfactory	5.56%	1
<b>TOTAL</b>		<b>18</b>

**Q14 How do you feel that your administration positively/negatively impacts working conditions at your site?**

Answered: 13 Skipped: 5

### Q15 Site staff is involved in setting school policies and budgetary priorities.

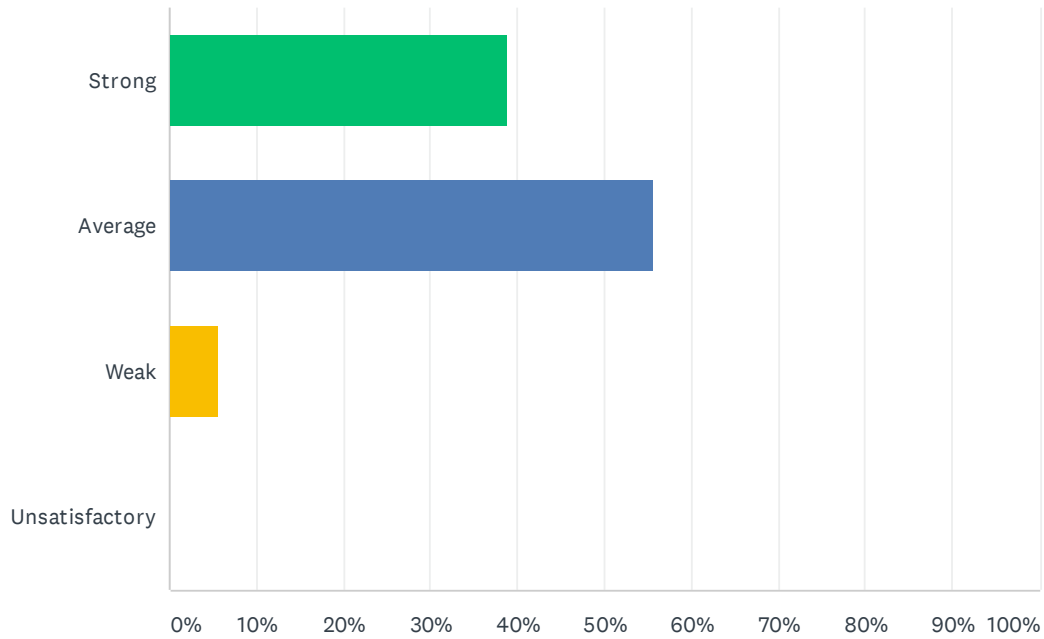
Answered: 18 Skipped: 0



ANSWER CHOICES	RESPONSES	
Strong	66.67%	12
Average	22.22%	4
Weak	11.11%	2
Unsatisfactory	0.00%	0
<b>TOTAL</b>		<b>18</b>

## Q16 Site meetings are productive and not excessive.

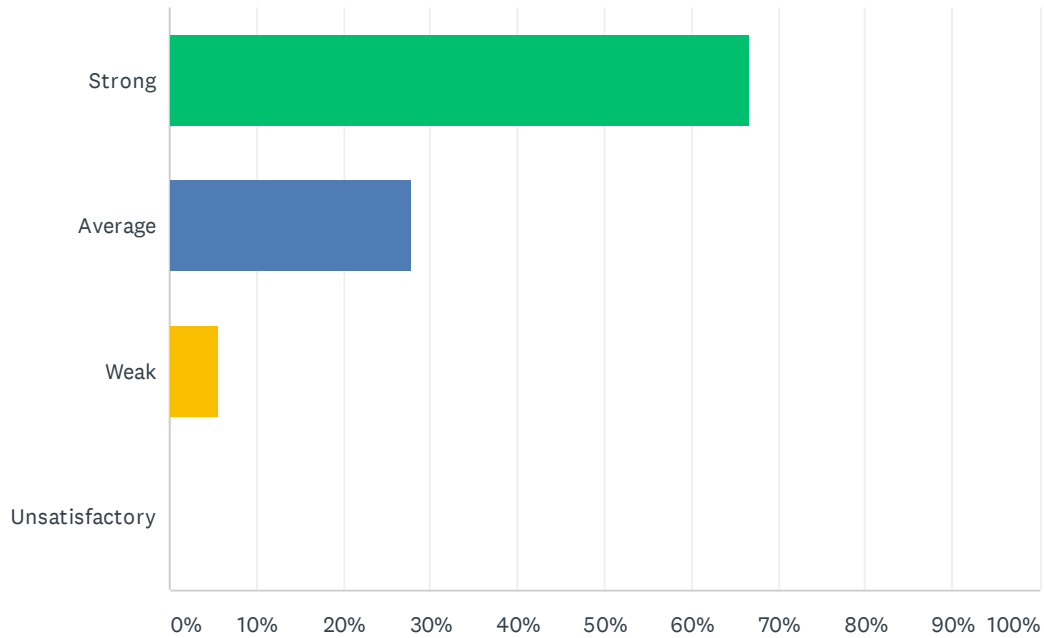
Answered: 18 Skipped: 0



ANSWER CHOICES	RESPONSES	
Strong	38.89%	7
Average	55.56%	10
Weak	5.56%	1
Unsatisfactory	0.00%	0
<b>TOTAL</b>		<b>18</b>

Q17 Bank days are used for PLC activities; Site administration uses two Bank Days a month and staff gets uninterrupted planning/preparation time twice a month during Bank Days.

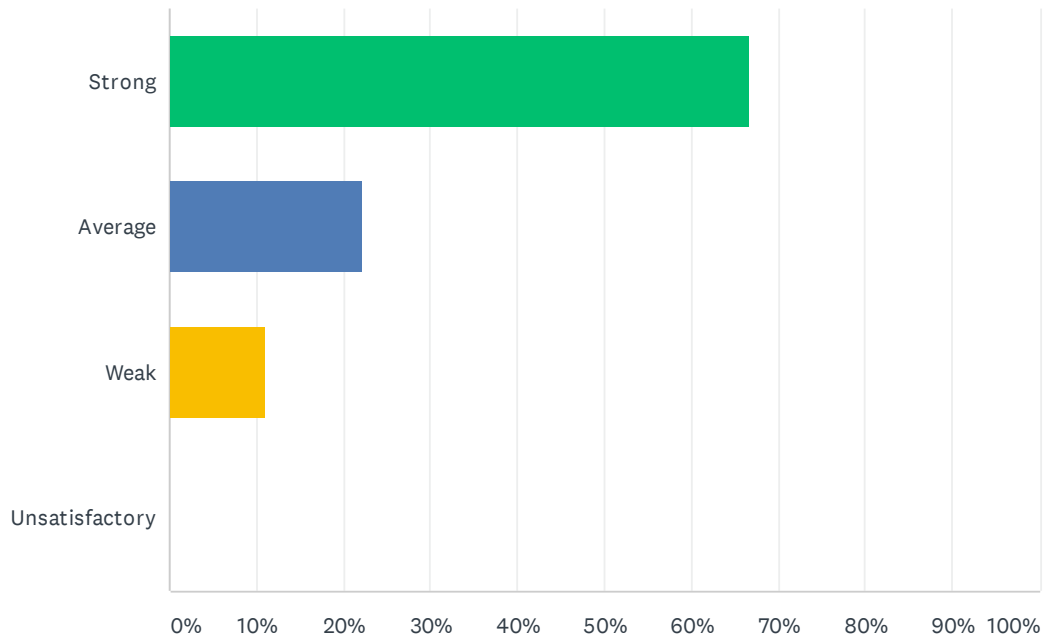
Answered: 18 Skipped: 0



ANSWER CHOICES	RESPONSES
Strong	66.67% 12
Average	27.78% 5
Weak	5.56% 1
Unsatisfactory	0.00% 0
TOTAL	18

### Q18 My site receives daily consecutive uninterrupted planning/preparation time. (30 minutes / 40 minutes)

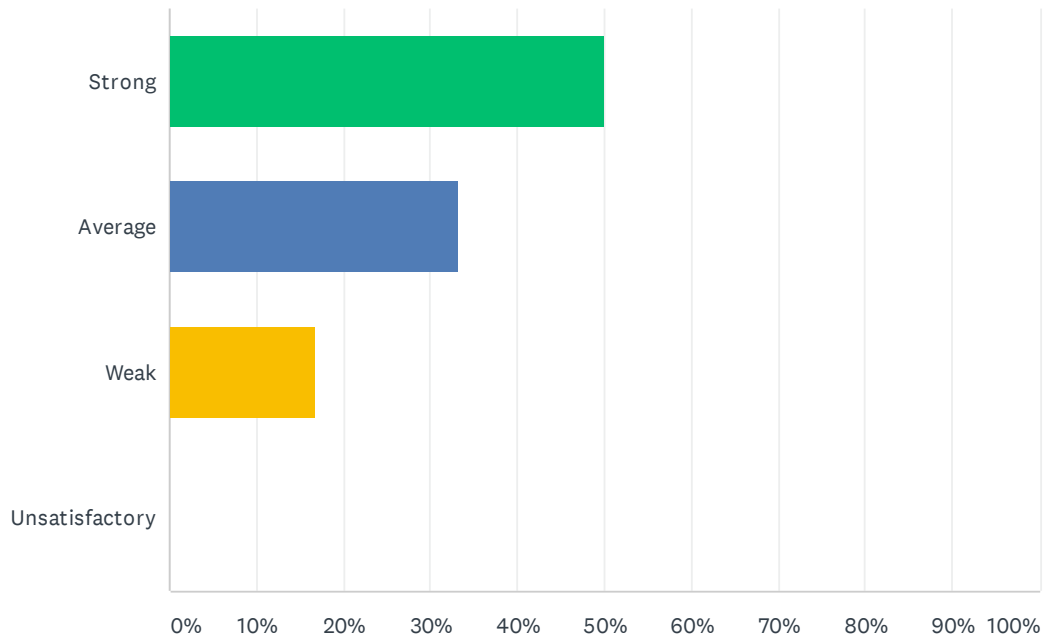
Answered: 18 Skipped: 0



ANSWER CHOICES	RESPONSES	
Strong	66.67%	12
Average	22.22%	4
Weak	11.11%	2
Unsatisfactory	0.00%	0
<b>TOTAL</b>		<b>18</b>

### Q19 Staff is given time to input district required data (ie. Benchmarks, Dibels, CFAs, Report Card, and etc).

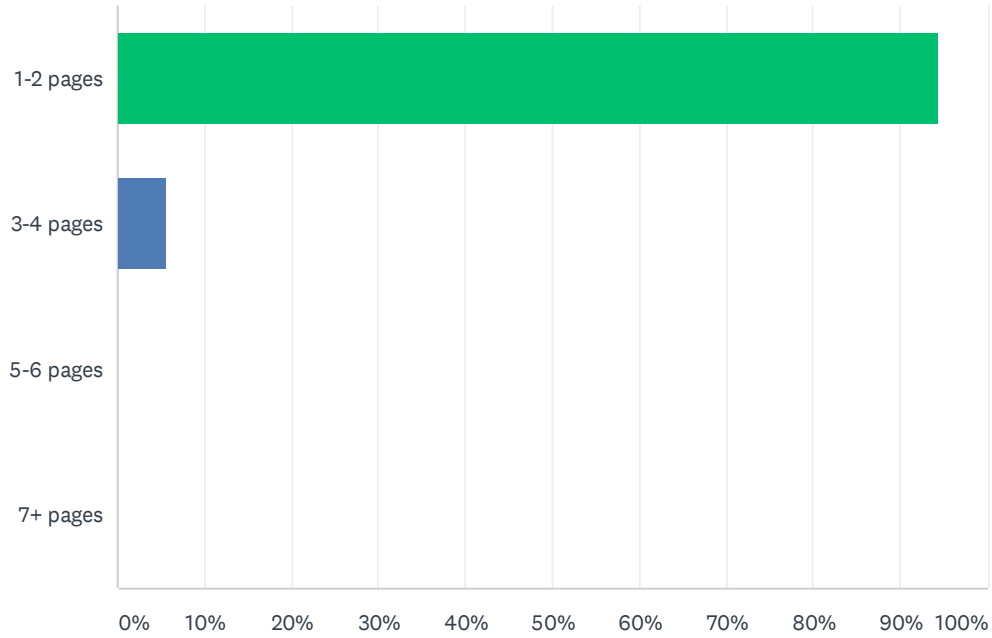
Answered: 18 Skipped: 0



ANSWER CHOICES	RESPONSES	
Strong	50.00%	9
Average	33.33%	6
Weak	16.67%	3
Unsatisfactory	0.00%	0
<b>TOTAL</b>		<b>18</b>

## Q20 Teachers are required to submit complete, but not excessively lengthy lesson plans.

Answered: 18 Skipped: 0

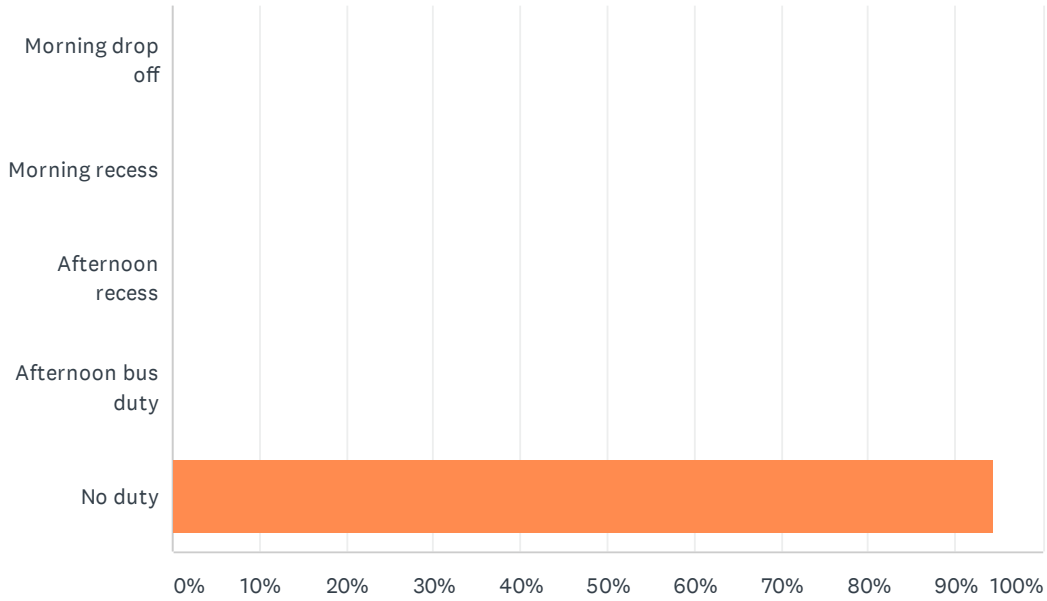


ANSWER CHOICES	RESPONSES	
1-2 pages	94.44%	17
3-4 pages	5.56%	1
5-6 pages	0.00%	0
7+ pages	0.00%	0
<b>TOTAL</b>		<b>18</b>



## Q21 Staff has recess and/or bus duty.

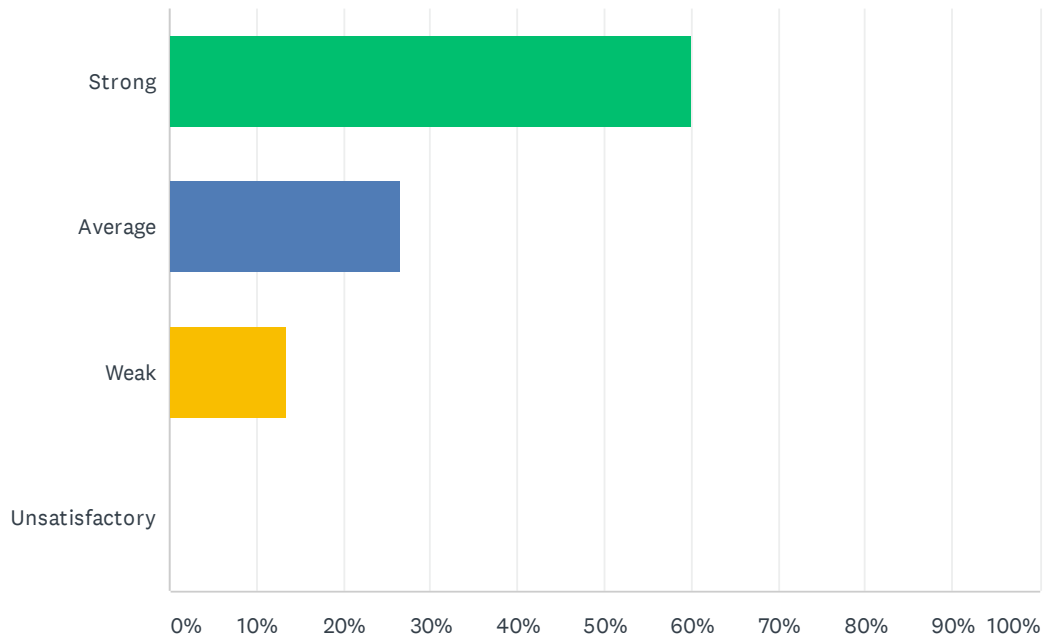
Answered: 18 Skipped: 0



ANSWER CHOICES	RESPONSES	
Morning drop off	0.00%	0
Morning recess	0.00%	0
Afternoon recess	0.00%	0
Afternoon bus duty	0.00%	0
No duty	94.44%	17
Total Respondents: 18		

## Q22 The Special Education Department is assisting you with your questions, problems, and concerns.

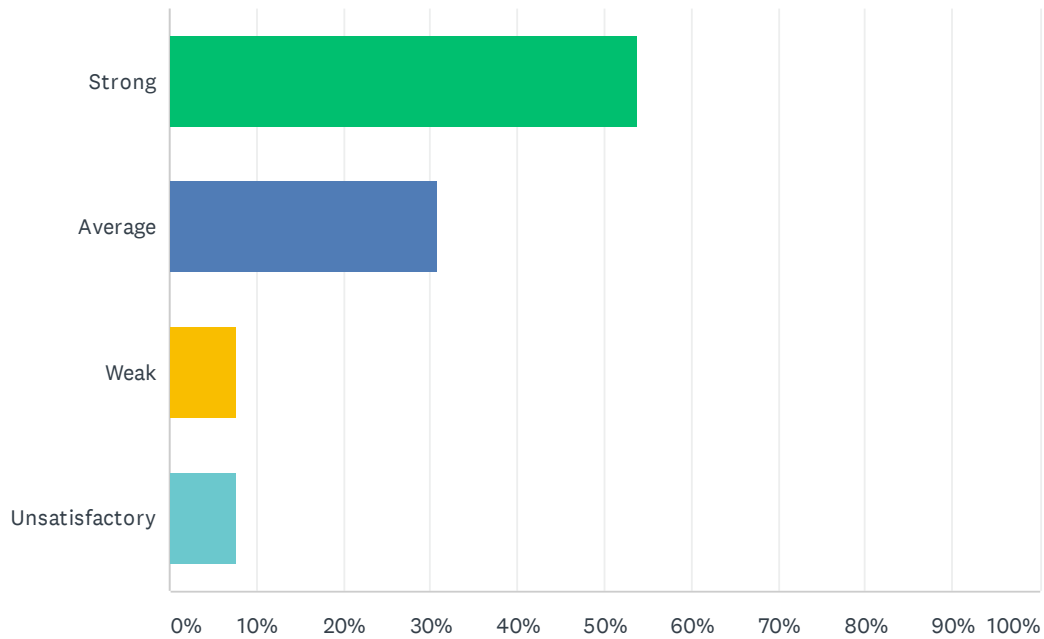
Answered: 15 Skipped: 3



ANSWER CHOICES	RESPONSES	
Strong	60.00%	9
Average	26.67%	4
Weak	13.33%	2
Unsatisfactory	0.00%	0
<b>TOTAL</b>		<b>15</b>

## Q23 Special Education class size is balanced within each program to ensure student safety and individualized instruction.

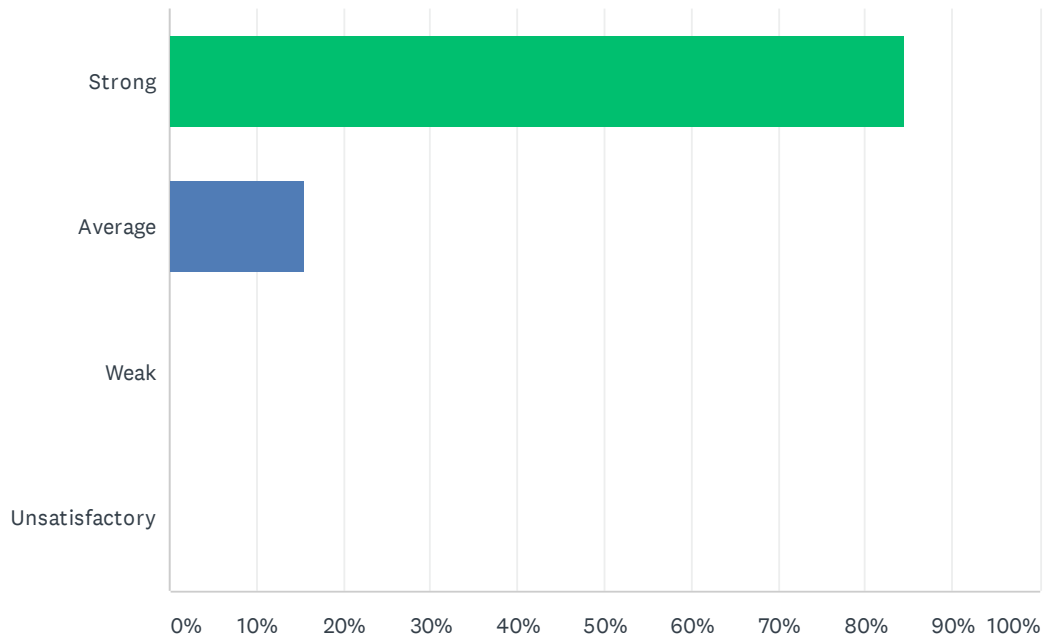
Answered: 13 Skipped: 5



ANSWER CHOICES	RESPONSES	
Strong	53.85%	7
Average	30.77%	4
Weak	7.69%	1
Unsatisfactory	7.69%	1
<b>TOTAL</b>		<b>13</b>

## Q24 Special education teachers have opportunities to participate in school-based, content area staff development.

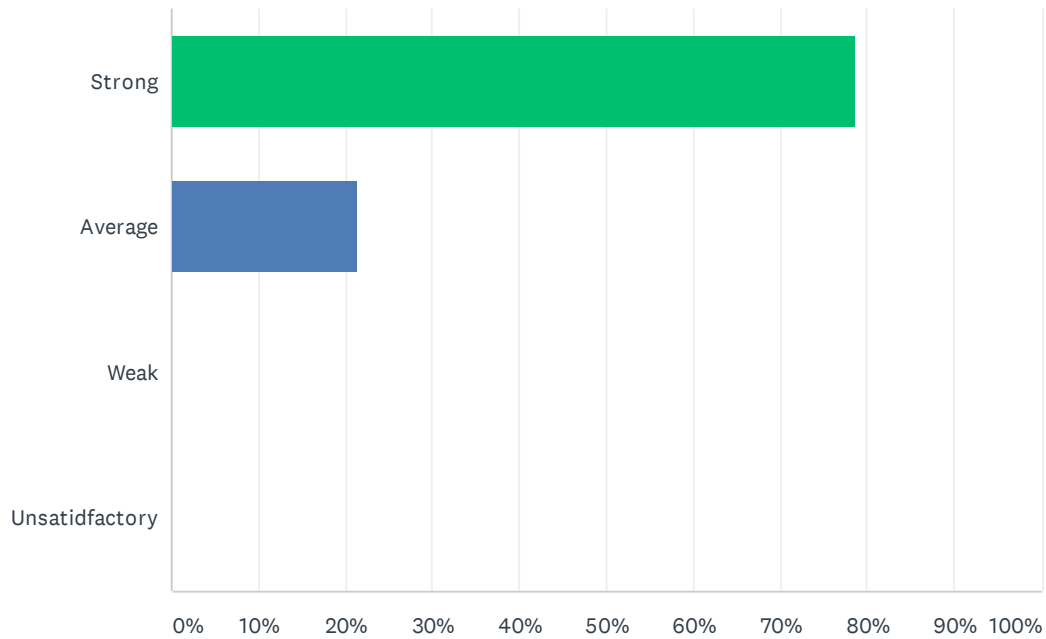
Answered: 13 Skipped: 5



ANSWER CHOICES	RESPONSES	
Strong	84.62%	11
Average	15.38%	2
Weak	0.00%	0
Unsatisfactory	0.00%	0
<b>TOTAL</b>		<b>13</b>

## Q25 Special education teachers have needed access to ALL instructional resources provided to the general education teachers.

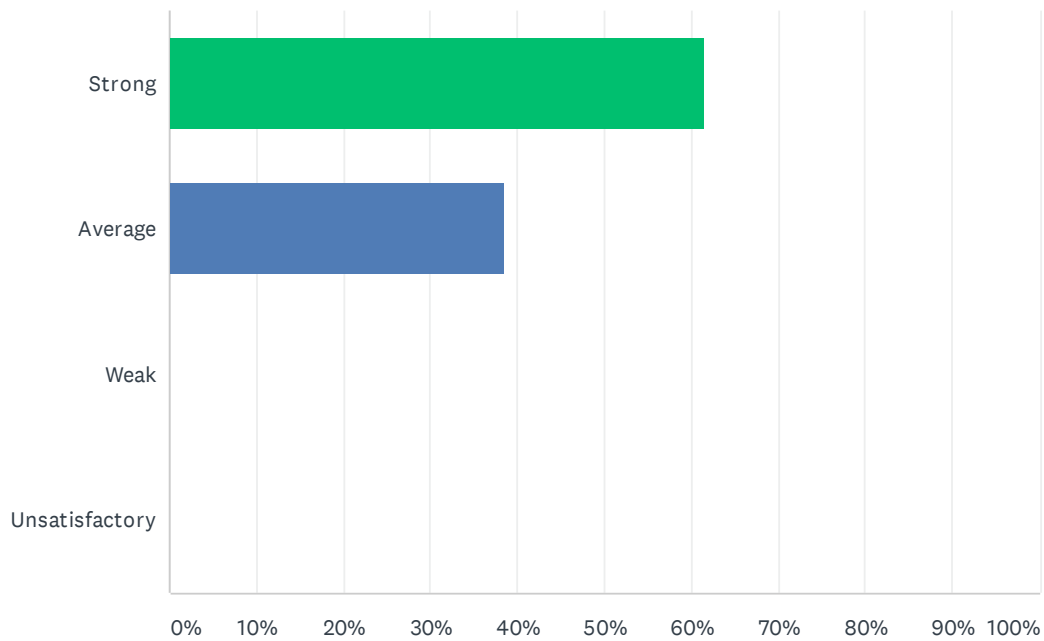
Answered: 14 Skipped: 4



ANSWER CHOICES	RESPONSES	
Strong	78.57%	11
Average	21.43%	3
Weak	0.00%	0
Unsatisfactory	0.00%	0
<b>TOTAL</b>		<b>14</b>

## Q26 Special education teachers are adequately trained in the administration of state assessments and District IEP's.

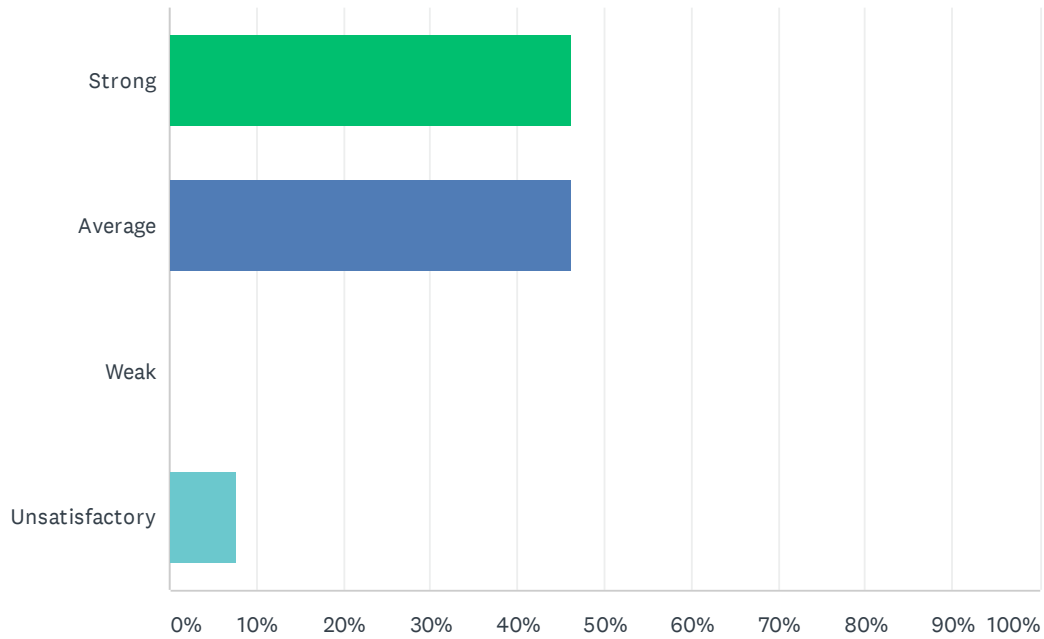
Answered: 13 Skipped: 5



ANSWER CHOICES	RESPONSES	
Strong	61.54%	8
Average	38.46%	5
Weak	0.00%	0
Unsatisfactory	0.00%	0
<b>TOTAL</b>		<b>13</b>

### Q27 The site principal is accessible to discuss special education issues.

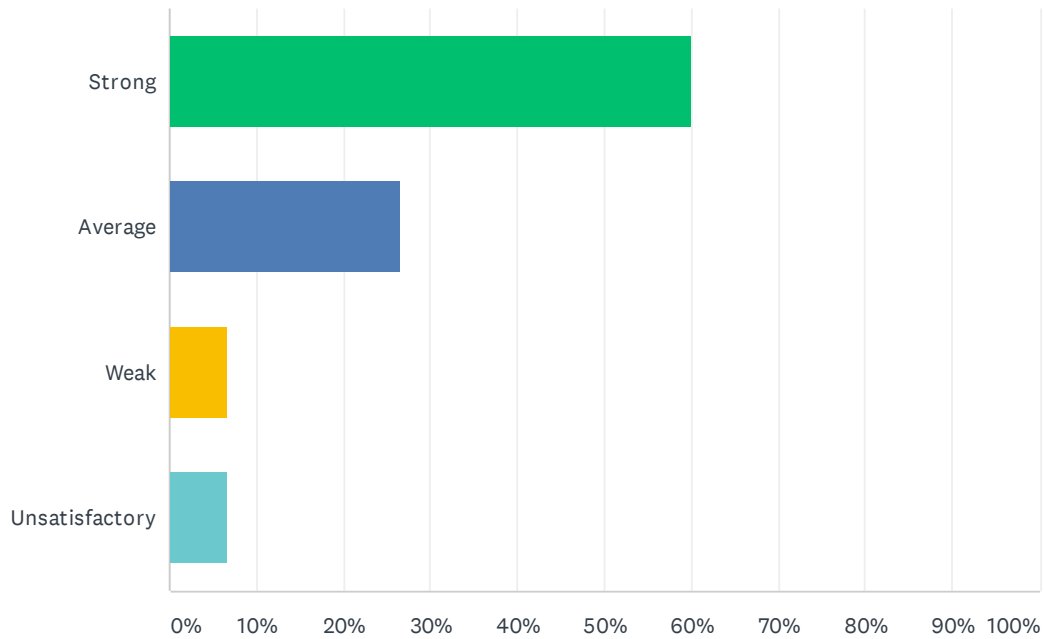
Answered: 13 Skipped: 5



ANSWER CHOICES	RESPONSES	
Strong	46.15%	6
Average	46.15%	6
Weak	0.00%	0
Unsatisfactory	7.69%	1
<b>TOTAL</b>		<b>13</b>

## Q28 The site principal promotes equal opportunities for all students to learn.

Answered: 15 Skipped: 3

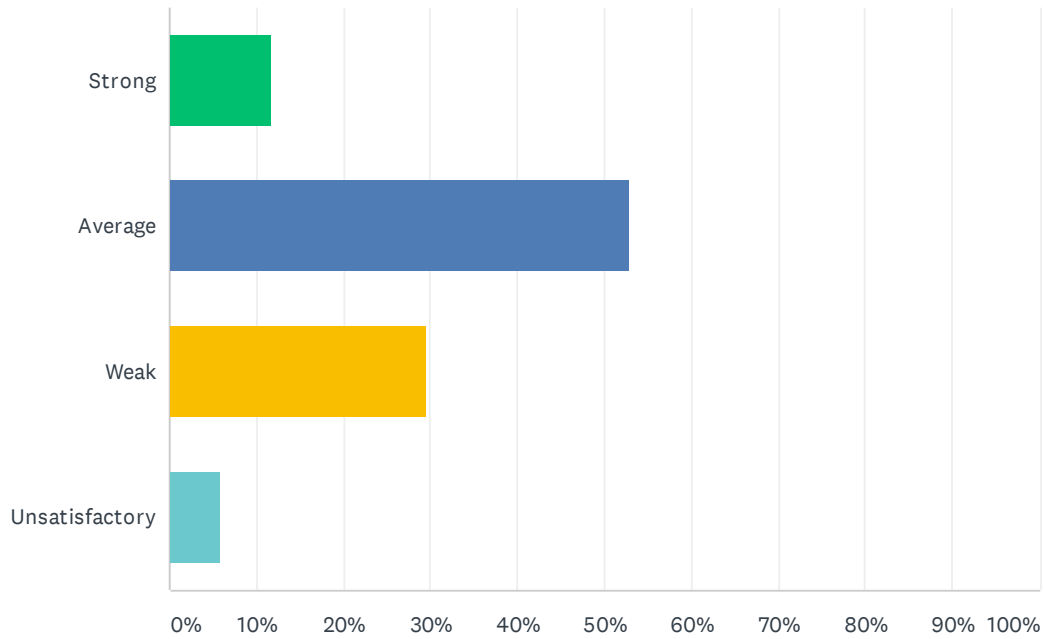


ANSWER CHOICES	RESPONSES	
Strong	60.00%	9
Average	26.67%	4
Weak	6.67%	1
Unsatisfactory	6.67%	1
<b>TOTAL</b>		<b>15</b>



## Q29 PBIS is used effectively and is improving behavior.

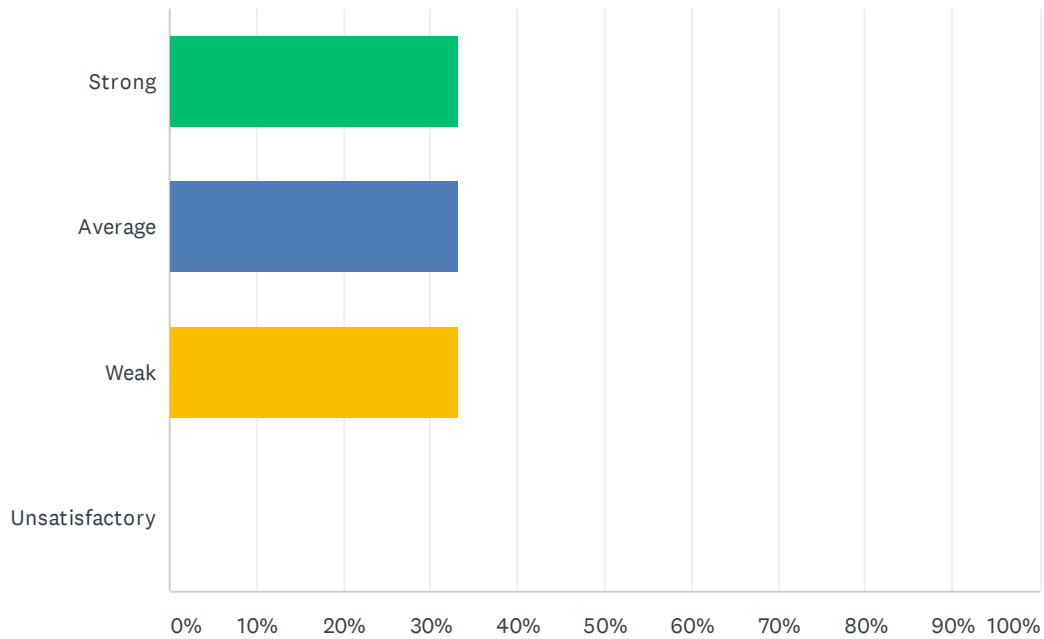
Answered: 17 Skipped: 1



ANSWER CHOICES	RESPONSES	
Strong	11.76%	2
Average	52.94%	9
Weak	29.41%	5
Unsatisfactory	5.88%	1
<b>TOTAL</b>		<b>17</b>

### Q30 PBIS and Behavior Intervention Specialists are creating a safer environment at my site.

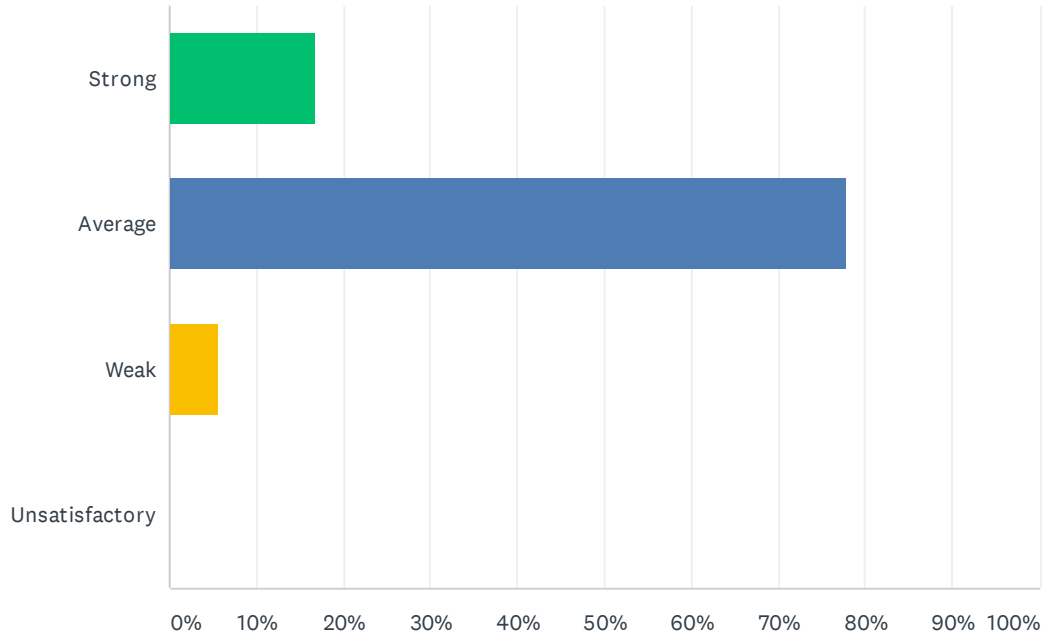
Answered: 18 Skipped: 0



ANSWER CHOICES	RESPONSES	
Strong	33.33%	6
Average	33.33%	6
Weak	33.33%	6
Unsatisfactory	0.00%	0
<b>TOTAL</b>		<b>18</b>

### Q31 Staff and students feel safe at my site.

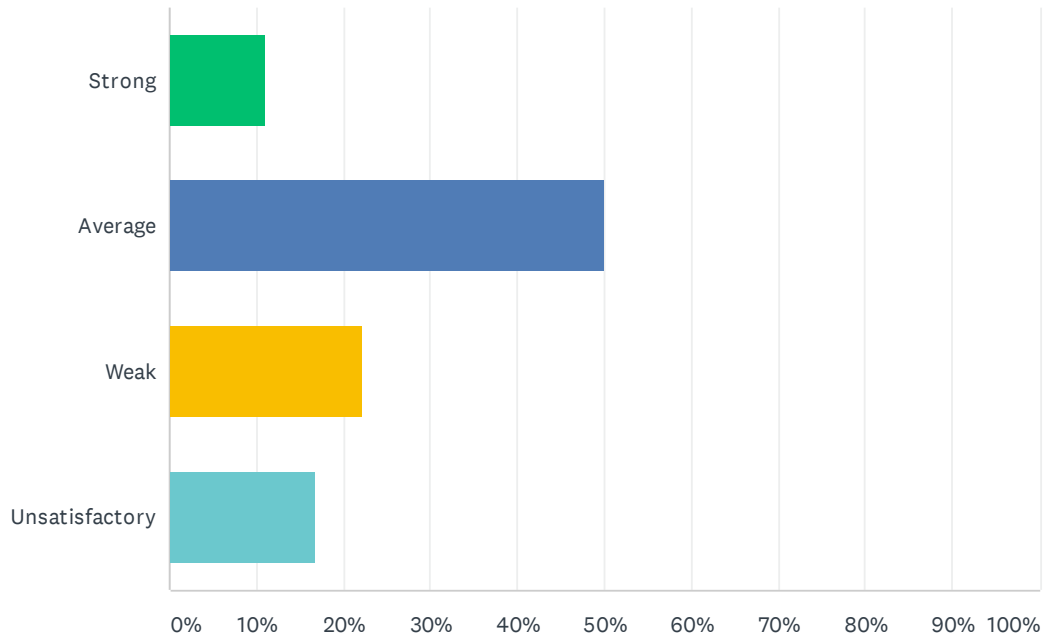
Answered: 18 Skipped: 0



ANSWER CHOICES	RESPONSES	
Strong	16.67%	3
Average	77.78%	14
Weak	5.56%	1
Unsatisfactory	0.00%	0
<b>TOTAL</b>		<b>18</b>

### Q32 Discipline is improving at my site and not interfering with learning.

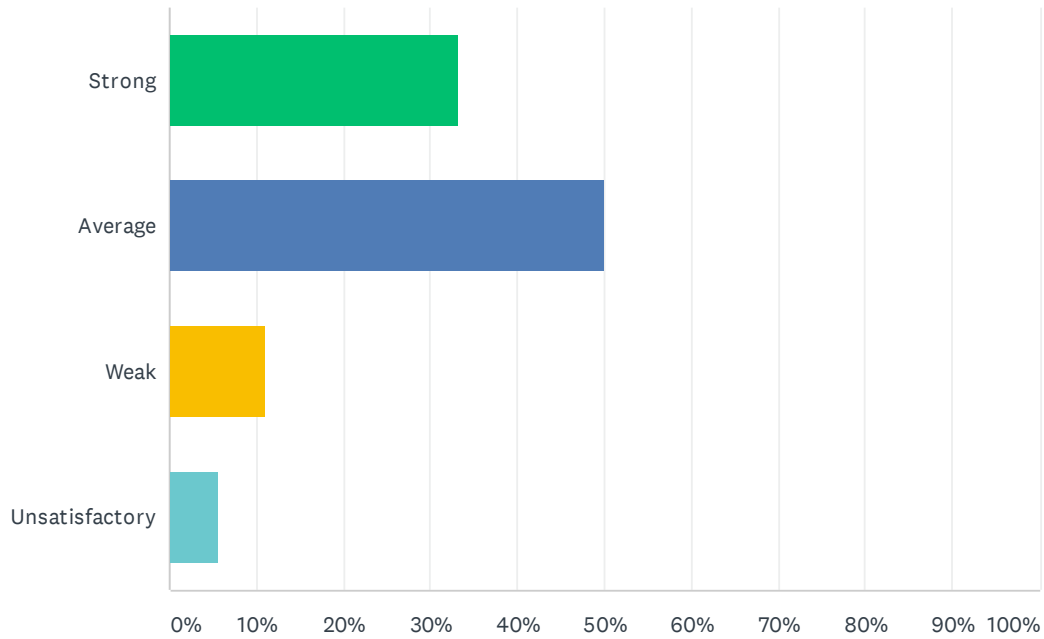
Answered: 18 Skipped: 0



ANSWER CHOICES	RESPONSES	
Strong	11.11%	2
Average	50.00%	9
Weak	22.22%	4
Unsatisfactory	16.67%	3
<b>TOTAL</b>		<b>18</b>

### Q33 Positive referrals are an effective tool in improving discipline.

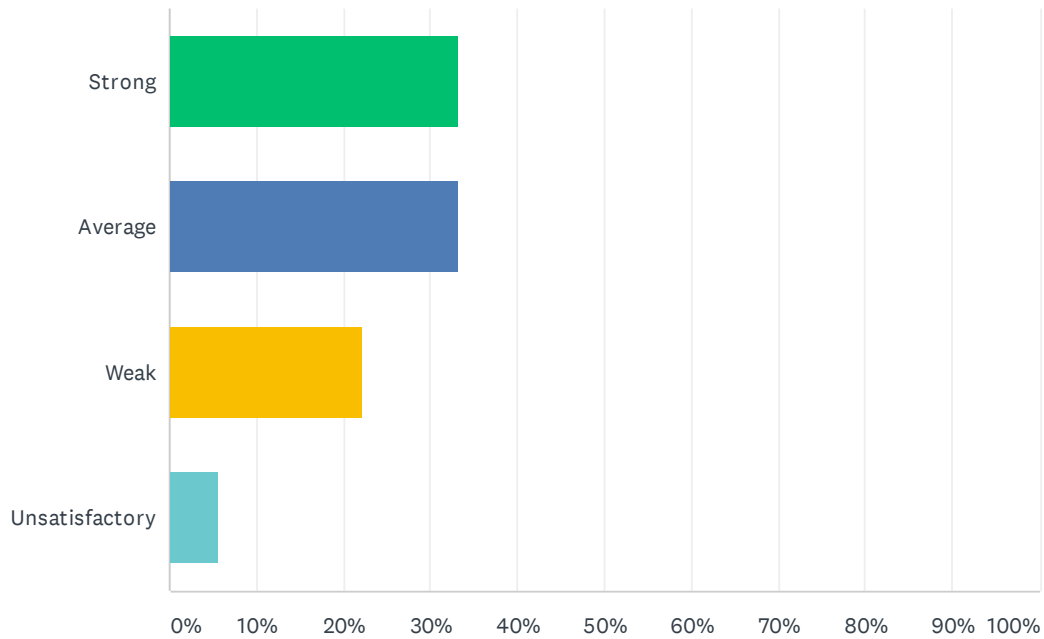
Answered: 18 Skipped: 0



ANSWER CHOICES	RESPONSES	
Strong	33.33%	6
Average	50.00%	9
Weak	11.11%	2
Unsatisfactory	5.56%	1
<b>TOTAL</b>		<b>18</b>

### Q34 When ODR's (office disciplinary referral) are written the teacher's word is valued and trusted.

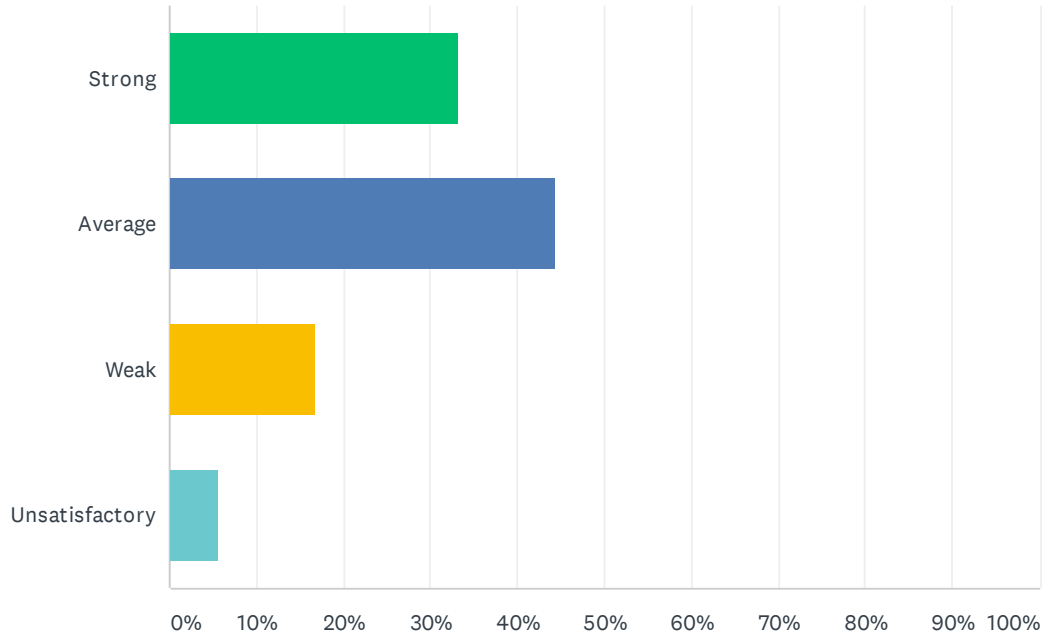
Answered: 18 Skipped: 0



ANSWER CHOICES	RESPONSES
Strong	33.33% 6
Average	33.33% 6
Weak	22.22% 4
Unsatisfactory	5.56% 1
<b>TOTAL</b>	<b>18</b>

### Q35 My site has a positive atmosphere.

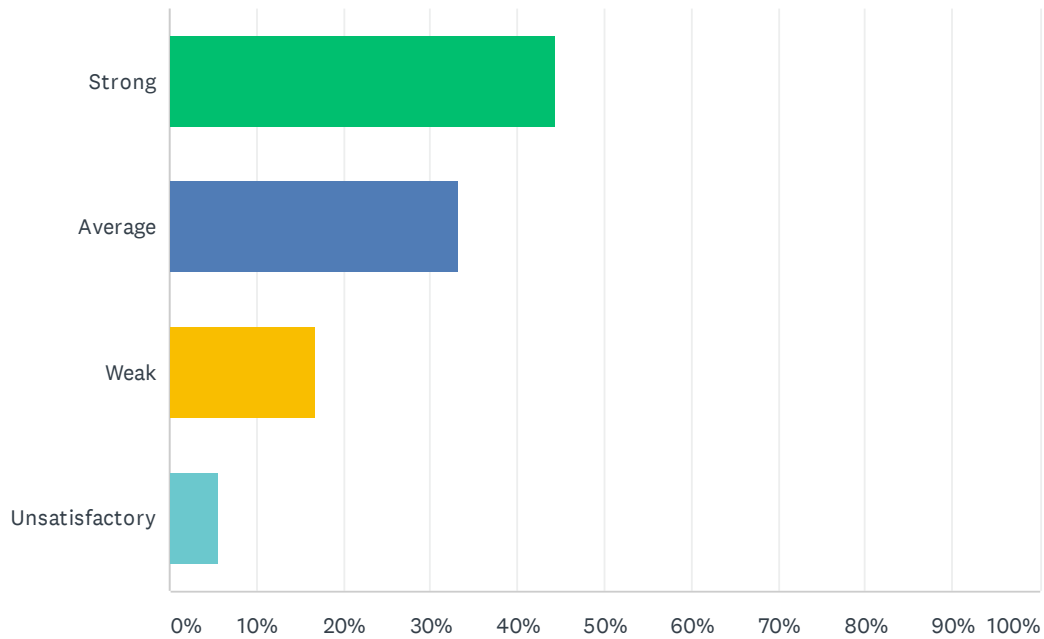
Answered: 18 Skipped: 0



ANSWER CHOICES	RESPONSES	
Strong	33.33%	6
Average	44.44%	8
Weak	16.67%	3
Unsatisfactory	5.56%	1
<b>TOTAL</b>		<b>18</b>

### Q36 I would recommend my site to other employees and prospective teachers.

Answered: 18 Skipped: 0



ANSWER CHOICES	RESPONSES	
Strong	44.44%	8
Average	33.33%	6
Weak	16.67%	3
Unsatisfactory	5.56%	1
<b>TOTAL</b>		<b>18</b>