

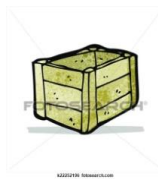
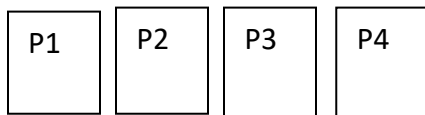
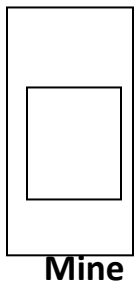
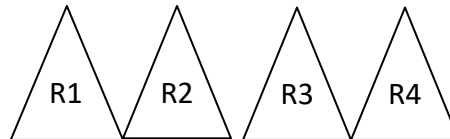
2ND Sat. Match (5/26/18)

STAGE 1 (Bay 1- THE MINE)

Pistols 10 rounds – 5 rounds each holster

Rifle 10 rounds staged at ore cart


Shotgun 4+ rounds staged on right tie pile



Position 1



Position 2



Position 3

Shooter starts at left tie pile, hands on hat. At the buzzer, engage pistol targets in a double tap sweep: P1, P1, P2, P2, P3, P3, P4, P4, then P1 & P4. Move to ore cart and engage rifle targets same as pistols. Then move to right tie pile and engage shotgun targets any order.

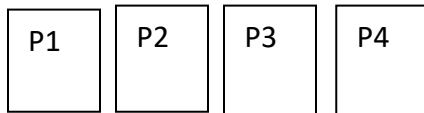
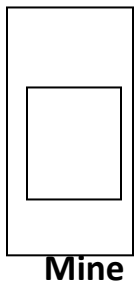
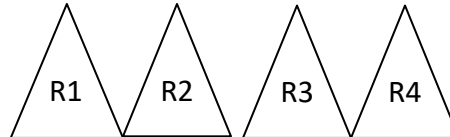
2ND Sat. Match (5/26/18)

STAGE 2 (Bay 1- THE MINE)

Shotgun 4+ rounds staged in hands at right tie pile

Rifle 10 rounds staged at ore cart


Pistols 10 rounds – 5 rounds each holster



Position 3



Position 2



Position 1

Shooter starts at right tie pile, shotgun in hands. At the buzzer, engage shotgun targets as follows: **inside, inside, outside, outside.** At ore cart, engage rifle targets as follows: **R2, R3, R2, R3, R2, R3, R1, R4, R1, R4.** At left tie pile, engage pistols same as rifle instructions: **P2, P3, P2, P3, P2 P3, P1, P4, P1, P4.**


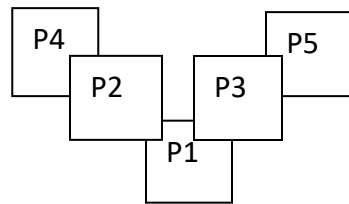
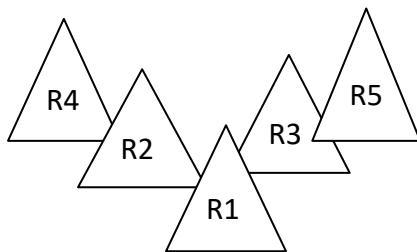
2nd Sat. Match (5/26/18)

STAGE 3 – Bay 2 THE WAGON

Rifle: 10 rounds staged on wagon

Pistols: 10 rds – 5 rounds each holster

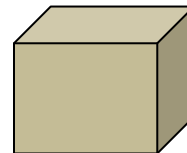
Shotgun: 4+ rounds staged on box



Position 1



Position 2



Position 3

Shooter starts at wagon, hands on hips. At signal, engage rifle targets as follows: **(R1, R2, R4, R1, R3, R5, R2, R3, R4, R5)**. Then move to campfire and engage pistol targets same as rifle instructions. At box, engage shotgun targets any order.


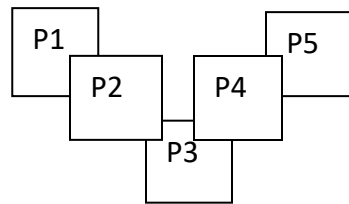
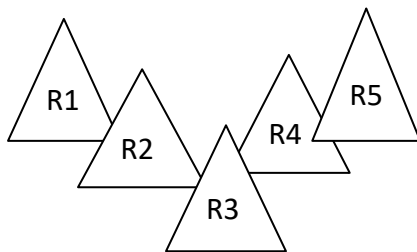
2nd Sat. Match (5/26/18)

STAGE 4 – Bay 2 THE WAGON

Pistols: 10 rds – 5 rounds each holster

Rifle: 10 rounds staged on wagon

Shotgun: 4+ rounds staged on box

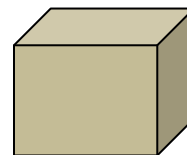


Position 1

Position 2



Position 1



Position 3

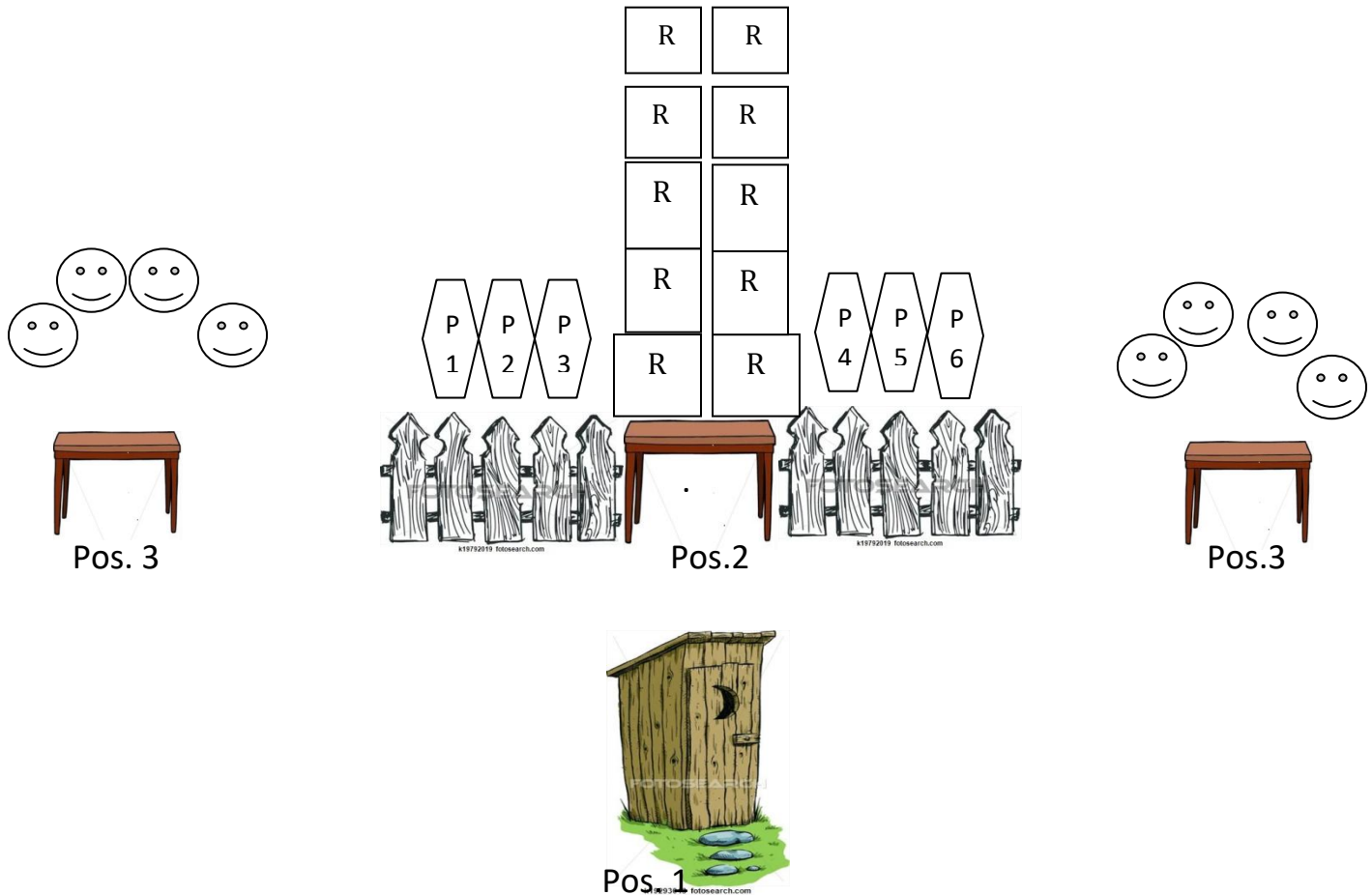
Shooter starts at campfire, hands on pistol(s). At signal, engage pistol targets in 2 sweeps starting from either end (no dirty sweeps). Then move to wagon and engage rifle targets same as pistol instructions. At box, engage shotgun targets any order.

2nd Sat. Match (5/26/2018) STAGE 5 (Bay 3- The Outhouse)

Rifle: 10 rounds in hands – in outhouse

Pistols: 10 rds - 5 rounds each holster

Shotgun: 0 rounds - up to 8 rounds (staged on either left or right table)



Shooter starts standing in outhouse with rifle in hand. At the buzzer, engage all rifle plate-rack targets any order. Move forward to table and engage 3 right or 3 left pistol targets in a Nevada Sweep; then repeat with opposite pistol targets. **If any plate-rack targets are still standing**, move to either left or right table and engage same number of shotgun targets as remaining rifle targets. If all plate rack targets are down, no shotgun is necessary.

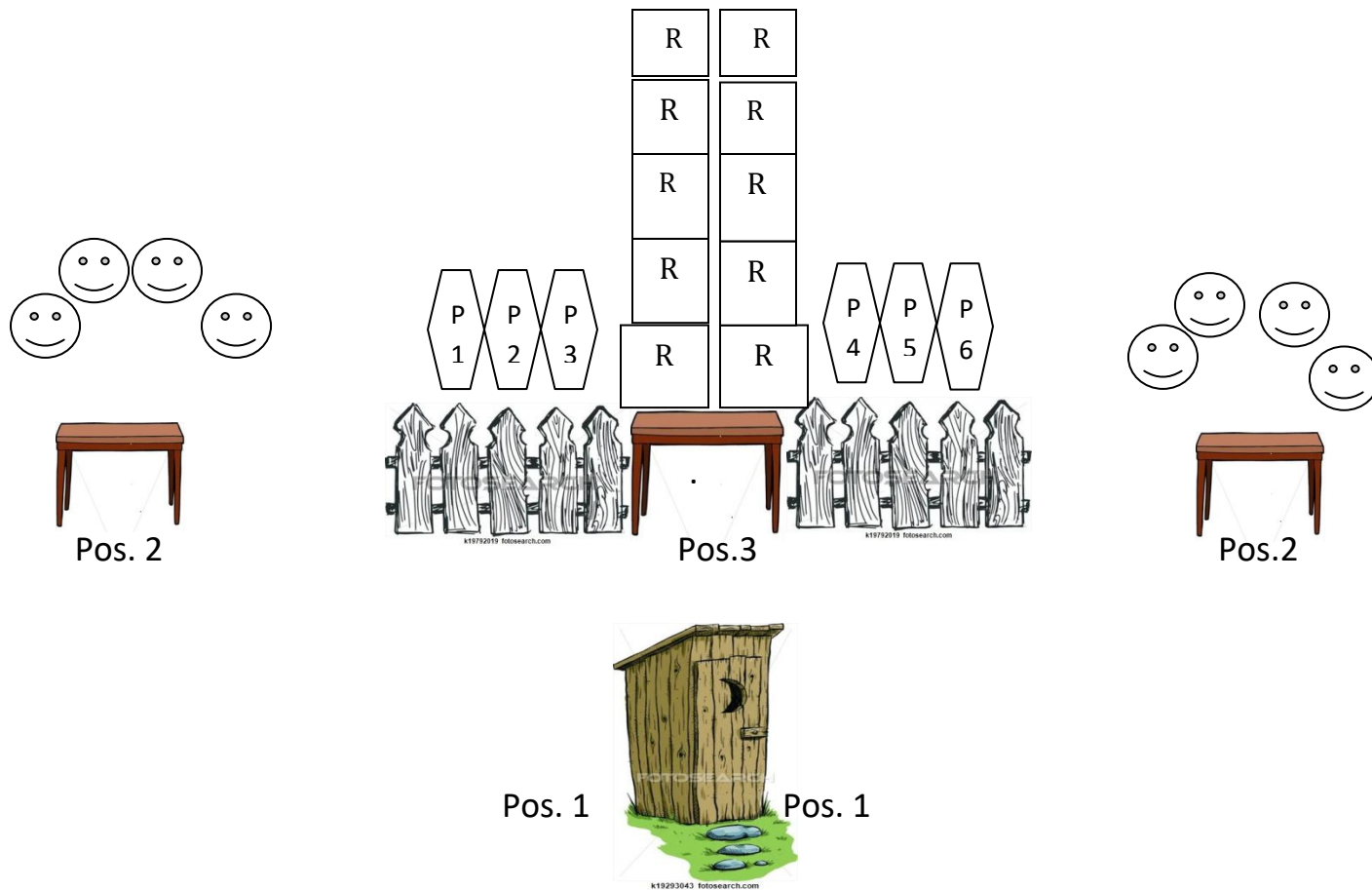
2nd Sat. Match (5/26/2018)

STAGE 6 (Bay 3- The Outhouse)

Rifle: 10+ rounds (in hands – at right or left of outhouse)

Shotgun: 4+ rounds - (staged on either left or right table)

Pistols: 10 rds - 5 rounds each holster



Shooter starts standing beside outhouse (either right or left side) with rifle in hand. At the buzzer, engage all rifle plate- rack targets any order. You may reload to knock down any missed plate-rack targets! Move forward to either right or left table and engage shotgun targets any order. Move to center table and engage pistol targets with 10 rounds on the 6 pistol targets.