

ARIZONA YAVAPAI RANGERS AUGUST 2022

STAGE ONE

10 – RIFLE

10 REVOLVER

4 + SHOTGUN



POSITION 1

POSITION 2

STAGING:

Revolvers loaded w/ 5 rds. holstered, Rifle w/ 10 rds. at position 2 & open, empty shotgun staged at position 2.

HOW TO SHOOT THE STAGE:

START AT POSITION 1, AT THE READY. SHOOTER INDICATES READY BY SAYING **"BORDERTOWN"**. AT THE BEEP, PLACE ONE ROUND ON EACH TARGER IN ANY ORDER FOR 5 ROUNDS, THEN REPEAT STARTING ON THE SAME TARGET. AT POSITION 2 WITH RIFLE, REPEAT PISTOL INSTRUCTIONS. AT POSITION 2 ENGAGE THE 4 SHOTGUN TARGETS ANY ORDER TILL DOWN.

ORDER : PISTOLS –RIFLE- SHOTGUN


ARIZONA YAVAPAI RANGERS AUGUST 2022

STAGE TWO

10 – RIFLE

10 REVOLVER

4 + SHOTGUN



STAGING:

Revolvers loaded w/ 5 rds. holstered, Rifle w/ 10 rds. & open, empty shotgun staged safely as needed

HOW TO SHOOT THE STAGE:

START anywhere behind tables 1&2, AT THE READY. SHOOTER INDICATES READY BY SAYING **“BEARS”**. AT THE BEEP, with pistols engage the center bear with 4 rounds and one outside bear with one round, then engage the center bear with 4 rounds and the opposite outside bear with 1 round, with rifle engage the center bear with 4 rounds and then 1 round on a circle then engage the center bear with 4 rounds then the opposite circle with 1 round for 10 rounds

With shotgun engage the shotgun targets in any order till down
ORDER – shooters choice rifle can not be last

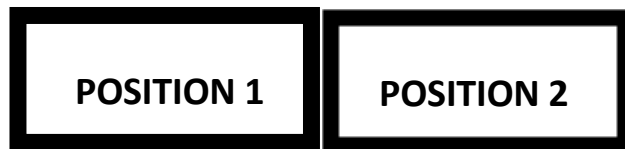

ARIZONA YAVAPAI RANGERS AUGUST 2022

STAGE THREE

10 – RIFLE

10 REVOLVER

4 + SHOTGUN



STAGING:

Revolvers loaded w/ 5 rds. holstered, Rifle w/ 10 rds. Staged at position 1 & open, empty shotgun staged at position 2

HOW TO SHOOT THE STAGE:

START standing left of position 1, AT THE READY. SHOOTER INDICATES READY BY SAYING **"RIP IT"**. AT THE BEEP, WITH PISTOLS, ENGAGE THE OUTSIDE TARGETS WITH 2 ROUNDS EACH IN ANY ORDER THEN THE CENTER BEAR WITH 2 ROUNDS.

WITH RIFLE REPEAT PISTOL INSTRUCTIONS

WITH SHOTGUN, FROM position 2, ENGAGE THE SHOTGUN TARGETS UNTIL DOWN IN ANY ORDER

ORDER – PISTOLS-RIFLE-SHOTGUN

STAGE FOUR

10 – RIFLE

10 REVOLVER

4 + - SHOTGUN

R-1

R-2

R-3

R4



S-1

S-2

S-3

S-4



P-1

P-2

P-3

P4



Position 1

Position 2

Position 3

STAGING:

Revolvers loaded w/ 5 rds. holstered, Rifle w/ 10 rds. Staged at position 1 & open, empty shotgun staged at position 3.

HOW TO SHOOT THE STAGE:

Start at position 1 with hands flat on table. At the beep engage R-1 and R-2 alternating for 5 rounds, then engage R-3 and R-4 with alternating rounds.

From position 2 repeat rifle instructions

From position 3 engage shotgun targets until down in any order

ORDER: RIFLE- PISTOL-SHOTGUN

STAGE FIVE

10 – RIFLE

10 REVOLVER

4 + - SHOTGUN

R-1

R-2

R-3


R4

S-1

S-2

S-3

S-4



P-1

P-2

P-3

P4



STAGING:

Revolvers loaded w/ 5 rds. holstered, Rifle w/ 10 rds. Staged anywhere safely. Open, empty shotgun staged anywhere safely.

HOW TO SHOOT THE STAGE:

Start: centered behind position of choice at the ready

At the beep: engage R-1 thru R-4 with a 2-3-2-3 sweep starting on either end.

With pistols repeat rifle instructions

With shotgun: engage shotgun targets until down in ny order

ORDER: SHOOTERS CHOICE, RIFLE MAY NOT BE LAST

ARIZONA YAVAPAI RANGERS AUGUST 2022

STAGE SIX

10 – RIFLE

10 REVOLVER

4 + - SHOTGUN

R-1

R-2

R-3


R4

S-1

S-2

S-3

S-4



P-1

P-2

P-3

P4



STAGING:

Revolvers loaded w/ 5 rds. holstered, Rifle w/ 10 rds. Staged on table 1 & open, empty shotgun staged stages anywhere safely.

HOW TO SHOOT THE STAGE:

Start at position 2 at the ready.

With pistols engage P-1 thru P-4 in an outside-outside-inside-inside-outside-outside- inside-inside-outside-outside sweep starting on either end. From position 1 with rifle repeat pistol instructions

From position 3 engage shotgun targets until down in any order.

(Example: starting on **P-4**)– P4-P1-P2-P3-P4---P1-P2-P3-P4-P1