

# Intensive Supervision Probation (ISP) Program





# Mission

Intensive Supervision Probation (ISP) provides an alternative to incarceration for clients assessed as high risk/high needs for the purpose of:

- improving the well-being of participants,
- protecting public safety, and
- improving client access to treatment resources.

# 2016 CJS Expenditures

SLCO Criminal Justice Services: Intensive Supervision Probation (ISP)  
County Funding 2016: \$575,000

	Actual 2016 Spending	Budget	Difference
Total Merit Employees (1 FTE Supervisor; 5 FTE Case Managers)	\$305,019.41	\$406,692.55	\$101,673.14
Total Temp/Contract Employees	\$7,427.86	\$58,429.35	\$51,001.49
Total Operating Expenses	\$13,772.00	\$16,314.00	\$2,542.00
Office Space Cost	\$31,548.00	\$93,564.10	\$62,016.10
<b>Grand Total</b>	<b>\$357,767.27</b>	<b>\$575,000.00</b>	<b>\$217,232.73</b>

Note: Budget adjustment was completed 3/24/2016. Supervisor and Case Manager positions were filled immediately, Instructors hired late August 2016.

# 2017 CJS Expenditures

SLCO Criminal Justice Services: Intensive Supervision Probation (ISP)  
County Funding 2017: \$575,000

	Forecasted 2017 Spending	Budget	Difference
Total Merit Employees (1 FTE Supervisor; 5 FTE Case Managers)	\$406,692.55	\$406,692.55	\$0.00
Total Temp/Contract Employees	\$58,429.35	\$58,429.35	\$0.00
Total Operating Expenses	\$1,440.00	\$16,314.00	\$14,874.00
Office Space Cost	\$93,564.10	\$93,564.10	\$0.00
<b>Grand Total</b>	<b>\$560,126.00</b>	<b>\$575,000.00</b>	<b>\$14,874.00</b>

Note: There were operating “start up” costs (desks, phones, computers) that were one-time expenses. CJS is requesting to use the \$14,874 for trainings and the purchase of evidence-based Courage to Change books addressing client criminogenic needs.

# 2016 BHS Expenditures

SLCO Behavioral Health Services: Intensive Supervision Probation (ISP)  
County Funding 2016: \$790,000

	Actual 2016 Spending	Budget	Difference
Total Treatment Contracts	\$441,976.84	\$500,000.00	\$58,023.16
Total Assessment Contract (Includes \$16,500 for Op Div Assessments)	\$56,500.00	\$80,000.00	\$23,500.00
Total Detox Contract	\$210,000.00	\$210,000.00	\$0.00
Total Operation Diversion Contracts	\$81,523.16	\$0.00	-\$81,523.16
<b>Grand Total</b>	<b>\$790,000.00</b>	<b>\$790,000.00</b>	<b>\$0.00</b>

Note: Budget adjustment was completed 3/24/2016. With approval from the Mayor and Council, BHS utilized a portion of the funding that would have been under-utilized to fund a portion of Operation Diversion.

# 2017 BHS Expenditures

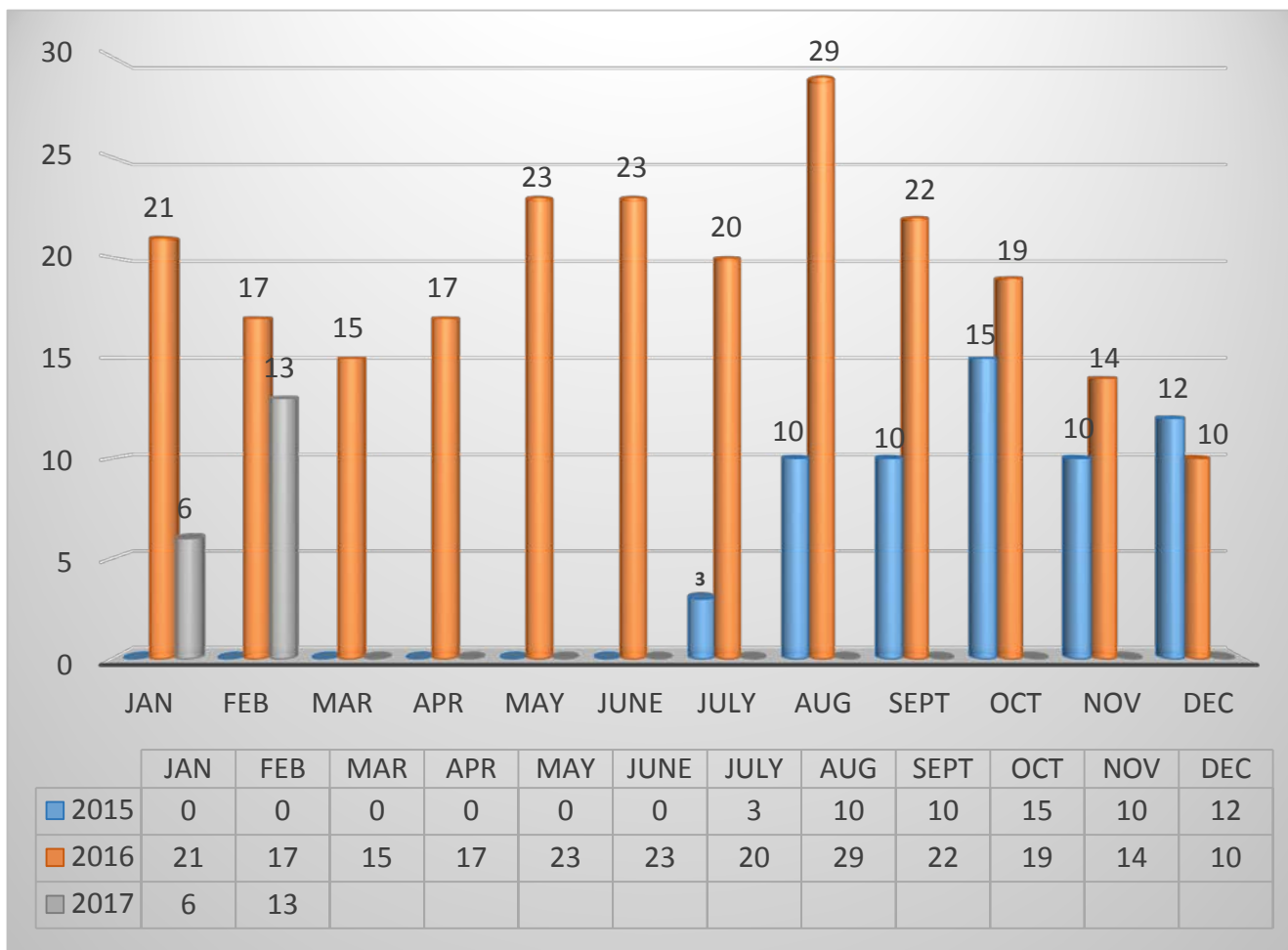
SLCO Behavioral Health Services: Intensive Supervision Probation (ISP)  
County Funding 2017: \$790,000

	Forecasted 2017 Spending	Budget	Difference
Total Treatment Contracts	\$500,000.00	\$500,000.00	\$0.00
Total Assessment Contract	\$80,000.00	\$80,000.00	\$0.00
Total Detox Contract	\$210,000.00	\$210,000.00	\$0.00
<b>Grand Total</b>	<b>\$790,000.00</b>	<b>\$790,000.00</b>	<b>\$0.00</b>

# ISP Outcomes

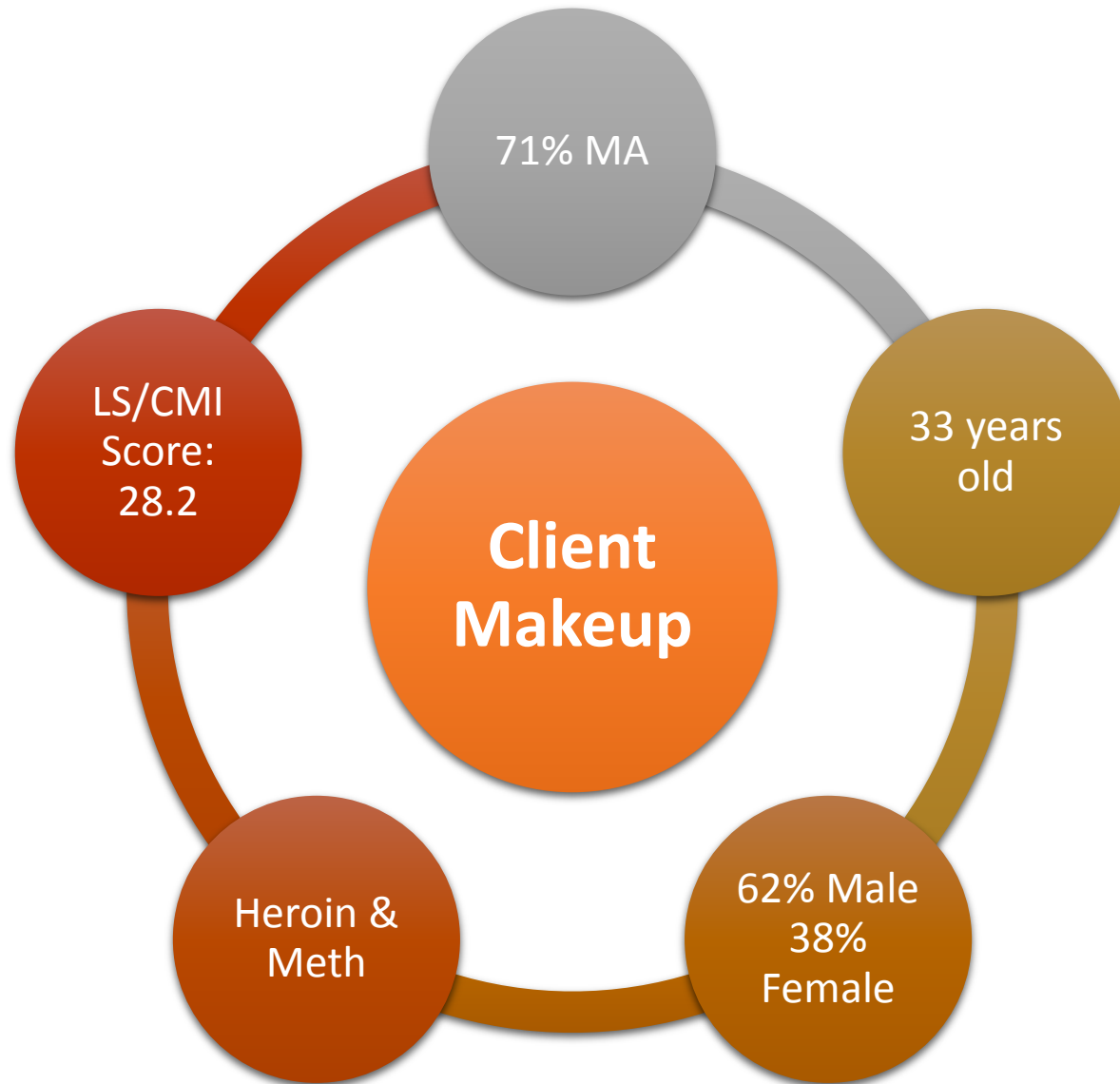
Short-Term	Long-Term
Increased Access to Services and Resources	Reduction in Criminal Recidivism
Reduced Wait Times for SUD Treatment	Reduction in Jail Time Served
Case Planning Around Criminogenic Risk	Successful Transitions Back into Community
Effective Use of Public Funds	Improved Physical and Mental Health Outcomes (NOMS)

# ISP Referrals





# Demographics



# Primary Substance: High Need

Primary Substance	Overall ISP	Male: 62%	Female: 38%
Heroin/Opiates	36.35%	30.50%	45.86%
Meth	27.62%	27.68%	27.52%
Alcohol	17.83%	22.59%	10.09%
THC	11.18%	13.55%	7.33%

# Connecting Clients to Evidence-Based Treatment

Through February 2017, over 83% of total clients referred to ISP have been assessed for treatment...

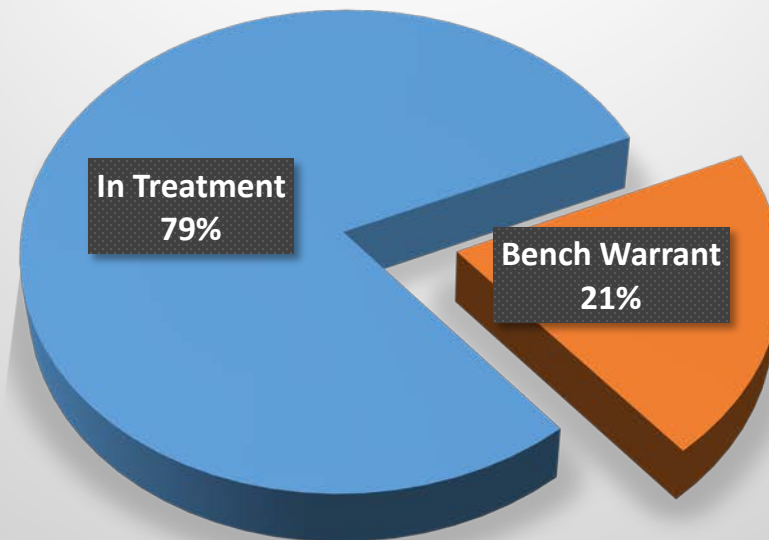
Currently In Program	Revoked/ Transferred	Successful Completion	Total Referred to ISP	Total Clients Assessed for Treatment*
171	84	43	298	83.2%

\*4 currently pending an assessment and if maintain appointment, would bring rate up to 84.6%

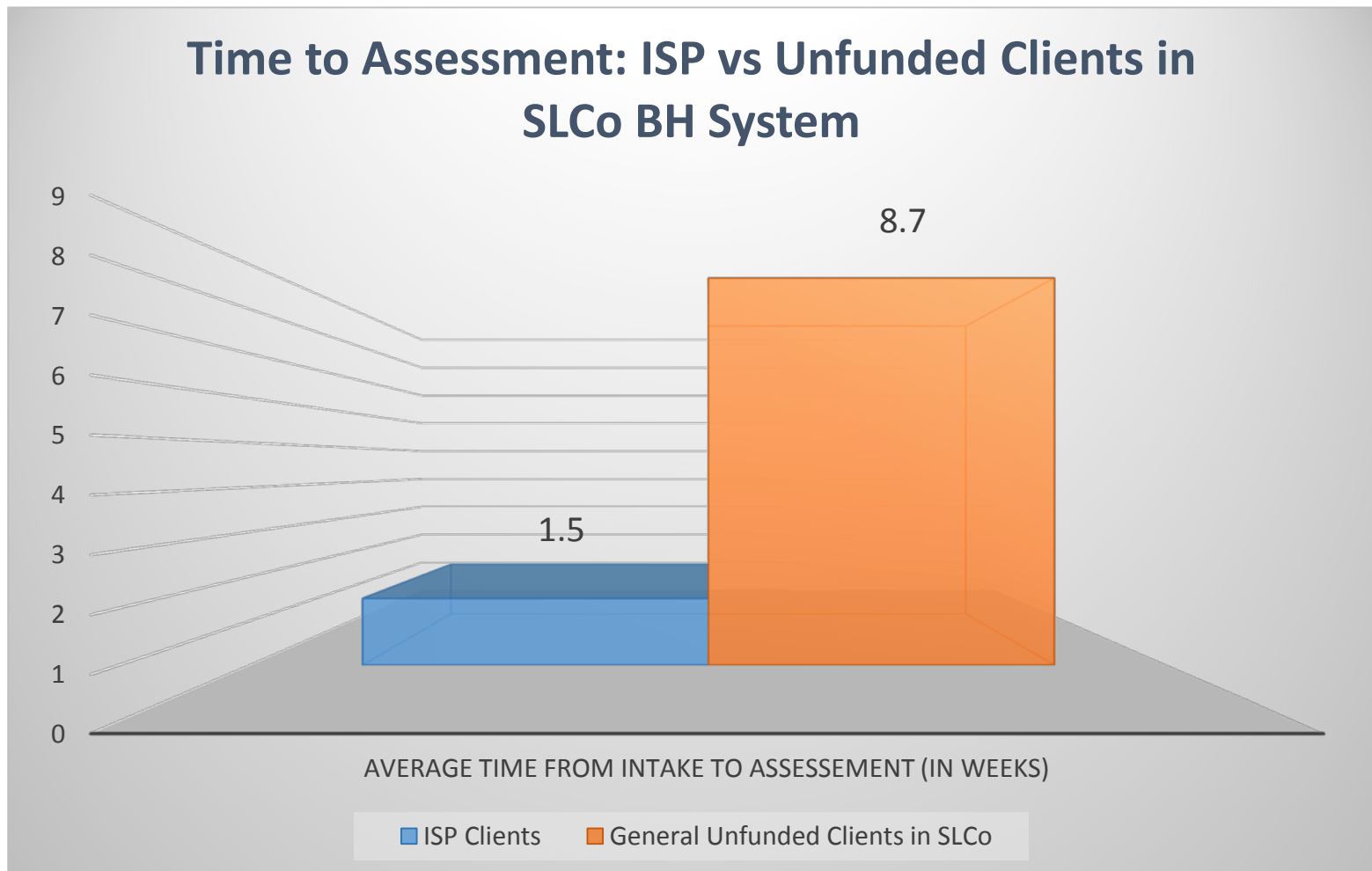
# Strong Retention Rates in Supervision and Treatment

...and 79% of clients have remained engaged in *treatment*.

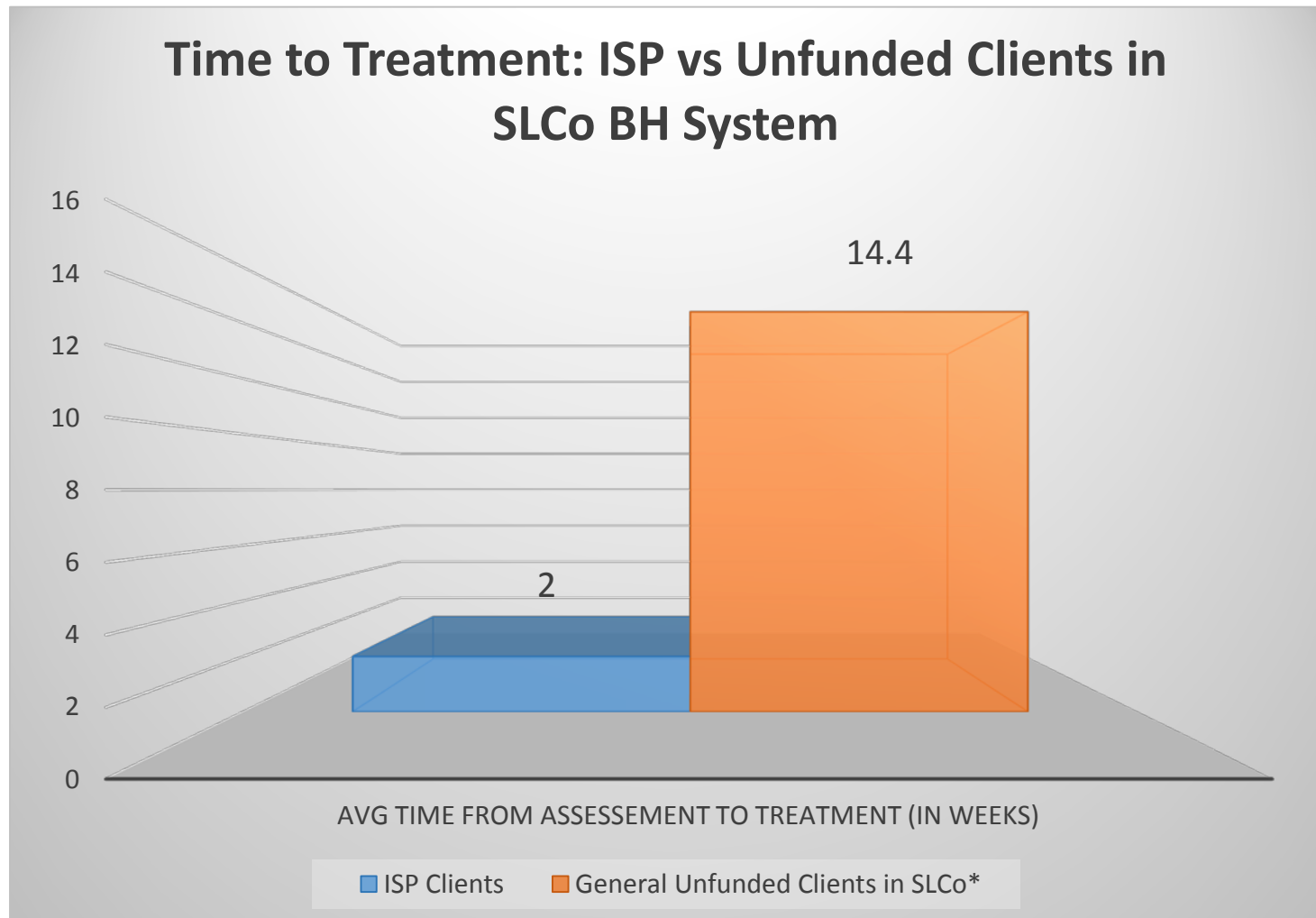
ISP Team Active Caseload 2017



# ISP Provides Fast Access to SUD Assessments



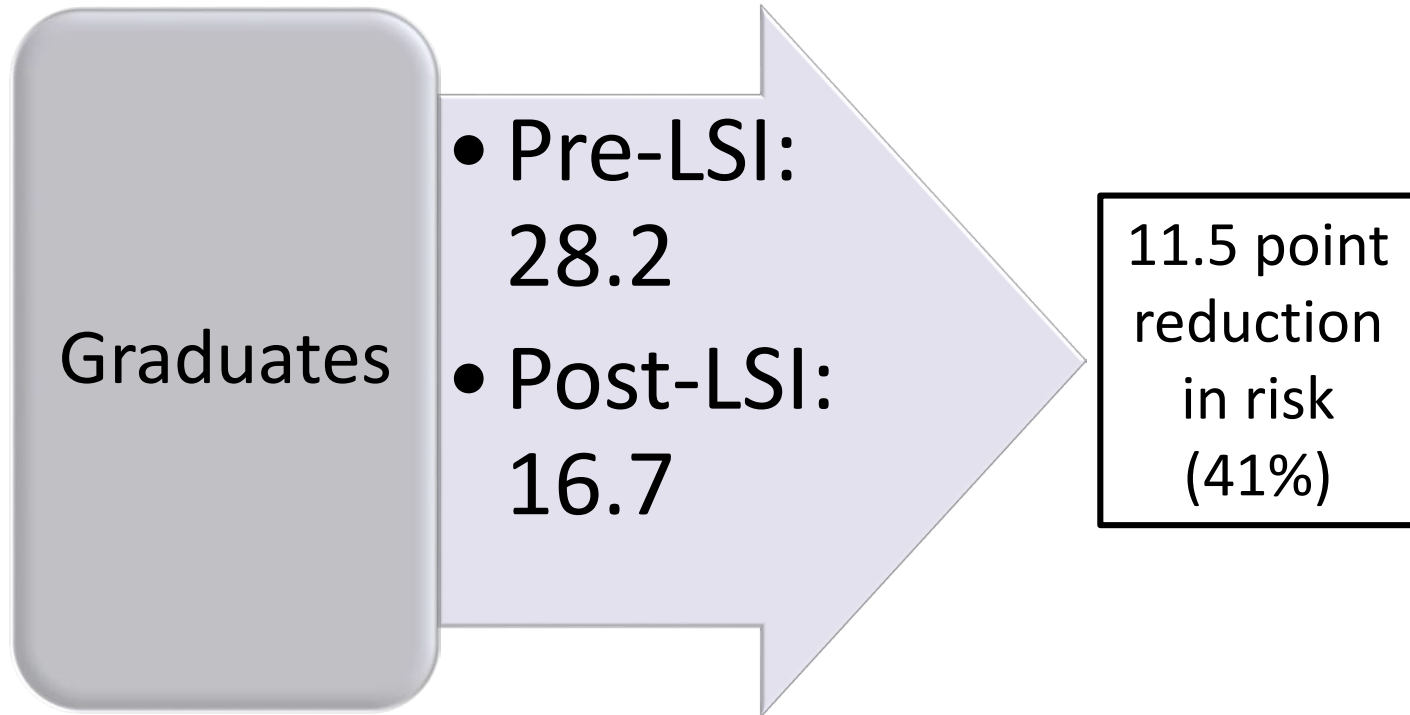
# And Allows Immediate Access to Treatment



\*Figure includes all levels of care, including residential treatment which can have a wait time exceeding six months

# Based on Evidence-Based Risk-Need-Responsivity Model

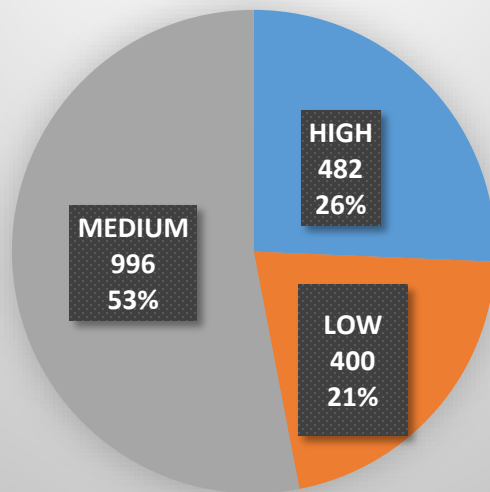
ISP clients present less community risk after successful graduation



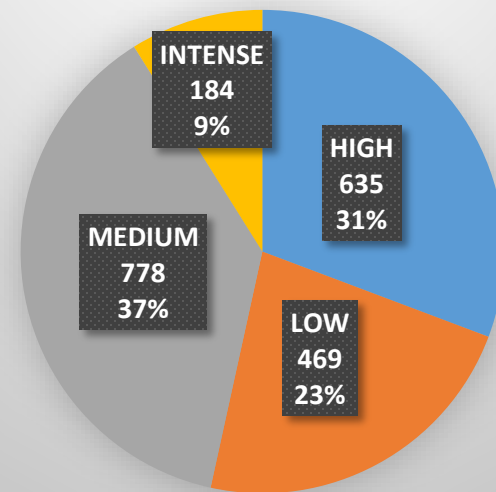
# The Need Continues to Grow

Nearly 70% increase in high or intense risk clients from 2015 into 2016

**CJS 2015: Count and Level  
of LSI Scores**



**\*CJS 2016: Count and Level  
of LS/CMI Scores**



\*Began using LS/CMI in 2016 which offers breakout for intense risk as well. Combined 819 high and intense risk compared to 482 high risk (LSI scale) clients in 2015

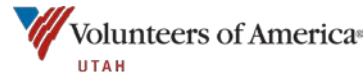


# Collaboration



ODYSSEY HOUSE

utah department of  
**human services**  
Child and Family Services



# Questions?

Criminal Justice Services: Kele Griffone [Kgriffone@slco.org](mailto:Kgriffone@slco.org)

Behavioral Health Services: Tim Whalen [Twhalen@slco.org](mailto:Twhalen@slco.org)

Behavioral Health Services: Seth Teague [Steague@slco.org](mailto:Steague@slco.org)

