


# Heart Tugs

Shaping Hearts with God's Word



A Preschool and Pre-K & K Family Resource

Issue 3



## Jesus Heals the Soldier's Servant

### *A Read-to-Me Bible Story*

from Matthew 8:5-10, 13; Luke 7:1-10

One day a soldier said to Jesus, "A helper at my house is in pain. He cannot move. I think he may die."

"I will go and make him well," Jesus said.

"Oh no," said the soldier. "You don't have to come home with me. If you just say it is so, I know my helper will be OK. If I can get something done just by giving an order, I'm sure you can too."

"You have great faith," said Jesus. "Go home. Your helper will be healed."

At that very moment, the soldier's sick helper got well.

What was wrong with the soldier's helper?

How did Jesus heal the helper?







# Following Directions


Trace the lines from left to right. Then do the actions shown.



walk



march



hop



Whose directions can we always follow?



Color the picture.



## “Thank You” March

Jesus healed a soldier’s helper. Get together with your friends or family and do the march below. Have everyone pretend to be soldiers. One person can be the leader and speak first. Everyone else can repeat what the leader has said.

**Leader:** Jesus, You can do great things.

**Group:** Jesus, You can do great things.

**Leader:** Lord of lords and King of kings.


**Group:** Lord of lords and King of kings.

**Leader:** You have power—this is true.

**Group:** You have power—this is true.

**Leader:** You heal the sick, and we thank You!

**Group:** You heal the sick, and we thank You!



March around the room as you repeat the words. At the end, stop and stand at attention. Shout together, “Thank You, Jesus!”



## Family Talk

How does your child respond to someone who is in

need? How does he react when he notices another child who has a special need? It is important for us to help our children understand other people and their unique qualities and needs.

Demonstrating a positive and helpful attitude when someone needs assistance teaches a Christlike behavior. Find moments to teach by example how to love others. Extend a helping hand when needed.

Jesus lived a life devoted to showing God's love to those He came in contact with. We need to model Jesus' love for our children to follow.

## Bible Memory FUN

### Psalm 147:5


Find this verse in a family Bible. Trace and cut out your child's handprint. Use the handprint to mark a spot at the dinner table.

The family member with the handprint at his or her place setting can say the Bible verse.

handprint at his or her place setting can say the Bible verse.

This week, help your child remember:

**Jesus has power to heal people.**



## Family Fun...

**Are You Sick?** Children love dramatic play. Spend some time pretending with your child. Act out how to care for someone who is sick. Discuss caring ways to help someone who is not feeling well. Talk about stories in the Bible in which Jesus cared for people. Say, "We are to care for others. We are to share the love of Jesus with those around us."

## Daily Talks with God

Use these thoughts at mealtimes, bedtimes, or other times when you pray with your child this week.

Help me, Jesus, to always trust in You.

Our God is strong and understanding.

I love You, Jesus!

Articles by  
Wendy Wagoner

