

HILL HISTORICAL SOCIETY
265 Murray Hill Road PO Box 193
HILL, NEW HAMPSHIRE 03243-0193
hillhistoricalsociety.com

Editor of Newsletter - Nancy I. Chaddock
With assistance by Carol Snow-Asher

Vol. 36, #1

November, 2017

Annual Meeting

The Annual Meeting of the Hill Historical Society was held on Tuesday, July 18, 2017 at the Town Meeting House on Murray Hill Rd. Directors Branch Sanders, Lucy Natkiel, and Carol Snow-Asher were reelected to their positions for terms to expire in 2021.

Following the meeting member John Hayward talked about his years of exploring stone walls in Hill. He explained how certain stone formations of stones were used; for example, to herd animals, and he spoke about a few of the mysteries he has found. As part of the presentation John showed large maps of Hill with many of our town's stone walls indicated.




Mark Your Calendars!

It seems a long way away... but as soon as you get a new 2018 calendar, mark **Monday, February 26th** (7PM in the Amsden Auditorium) for a special mid-winter presentation of the Hill Historical Society.

Pamela Weeks from the New Hampshire Humanities Council will present a program called "New England Quilts and the Stories They Tell"

Another story to be displayed and recounted that evening will be the "BiCentennial Quilt" which tells depicts our Hill story, and was made in 1776 by Hill residents to fund the Town kindergarten program.

HHS members and community friends are invited to bring a special family quilt to "Show and Tell".



Look for more information through the Town Hall News.

We look forward to much fun and many stories all comfortably wrapped up on a mid-winter evening!

New Historical Panels Installed at Meeting House

Directors Carol Snow-Asher and Lucy Natkiel recently oversaw a project to add two important panels to describe the history of Hill. Thanks to Frank Snow for building panels that matched our existing wooden panels, originally completed in 1999. There are now a total of fourteen movable panels on display, telling the story of Hill. The new panels describe subsistence farming and the 1938 Hurricane.

In Memoriam

We are saddened to report the death of HHS member Lilla Wiggins on September 22, 2017. Lilla was born on the Quimby Farm in Hill in 1933.

Hill Historical Society Receives Grant



Jane Chandler (r) speaks with Jennifer Lee while she was sharing her Native-American heritage with JDB students.

As the HHS begins its third year working with the students and staff of the Jennie D. Blake School, more opportunities have become available to bring the history of our area to life with the students.

A number of these are tapping into the interests and gifts of HHS members who are willing to share with the students... A number of these involve field trips to area sites, which necessitates hiring a bus to transport students... Others involve bringing special speakers to the school.

We are grateful that, up to this point, monies given in honor of John Chandler have been used to pay for printing of materials for each student and classroom, and for photos used in the course of various presentations. With the limited financial resources of the HHS, it was necessary to look outside our treasury to continue and to enhance the story at JDB.


We applied for and received a grant from the Hill Benefit Fund (administered by the New Hampshire Charitable Foundation for projects in our town). We are grateful to Jane Chandler for endorsing our plans and agreeing to allow HHS this generous grant.

HHS Public Service Announcement

It has been said before: so much of the valuable information from the past has been stored on formats that that is no longer accessible on our computers. Recently, some 16mm films were found and we are trying to figure out how to preserve them.

So.... as a PSA, we remind you NOT to put off any longer the idea of transferring all that valuable information (films, slides, photos) onto a "friendlier" format. Consider transferring those wonderful old home movies to a usable format as a great Christmas idea for your grandkids. Take some time to decide WHAT to save and then convert that material into a newer, accessible format.

Jennifer Lee Brings Native-American Experience to a Corner of Hill



Sunrise on Monday, October 23rd revealed a wigwam set up in the yard at Jennie D. Blake School. This is the comfortable summer home of Jennifer Lee, filled with all the necessities of life in the 1750s... soon to be filled with students and staff.

Our first “task” was to assure that everyone found a place to sit on the blankets and animal skins covering the sweet-smelling balsam “rug”.



As we learn about the history of our town, it didn't BEGIN when English-speaking settlers came and founded New Chester... the Abeneki Indians had been here for centuries...

Jennifer Lee shared stories about finding out more about her own Native American heritage.

She explained the contents as she “unpacked” some of the many baskets that held clothes, tools, and crafts.





Jennifer has made all the bark baskets of all different sizes where almost everything is stored (even a leak-proof basket made one large piece of birch bark to hold water!)

Jennifer answered LOTS of questions about American-Indian life and history. She told stories relating some traditions and beliefs.

During the day, each class had the opportunity to experience wigwam life. Did you know that there are over 560 different tribes recognized in the United States?



It was a grand day... Jennifer was patient as she tried to convey the TRUE history of the Native-American peoples “post-contact” (that is, after making contact with the settlers who came and took over the lands).


Jennifer and the students shared a rousing song from the recent movie *Moana*.

To see these articles in full color, go to HillHistoricalSociety.com for articles listed under Our Story



Canterbury Shaker Village

October 18, 2017



Thirty Jennie D. Blake students from grades 4-6 spent a beautiful day at Canterbury Village, learning about how the Shakers made use of the gardens and woodlands to produce goods necessary to sustain themselves and sell for profit.

On this day's "tour", students explored several shops and the large gardens.



Members of the Shaker Community were known for being hard-working and creative and for their careful use of resources. At one stop, students learned how to process flax plants into long threads to weave into coarse burlap and fine linen.



Each student got the chance to spin some flax threads into a curly twist.



Students learned that in the Shaker community, everyone lived in large communal residences and ate together in the big dining rooms. In the large kitchens, we saw the big ovens built to maximize space and (relative) ease of making massive amounts of food for the whole community.

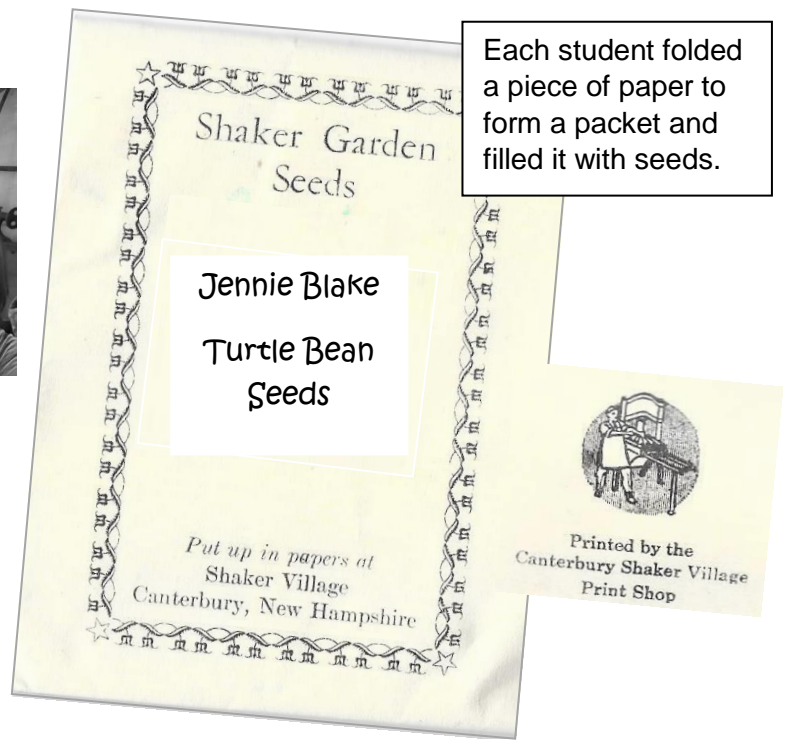
At its highest point, 300 people (men, women and children) lived and worked here. Apple pie was a favorite breakfast food... and each person was offered big chunks to keep their energy after working 2½ hours BEFORE breakfast.





Shakers are well-known for their innovative farm equipment (they have patents to over 375 inventions) and for their furniture and crafts.

They were very careful to keep quality seeds to maintain their crops. They sold these seeds in little packages made out of paper (a novel way instead of counting seeds out of a big barrel at every purchase).



In addition to large fields of grain for use in the community, huge gardens were kept. Many of the plants have medicinal uses (interesting that many of the “old-fashioned” ways of curing common illnesses still work!)

Some plants were used for crafts and some were used for flavored vinegars used in cooking and scented oils.

After a quick lunch, there was still time to explore more of the 25 buildings in the Village that are open for self-guiding tours.

It was a busy and exciting day exploring the offerings of the Shaker community.



The Bridge Between Hill and Sanbornton



“You ustta be able to get the-ah from he-ah”

One hot day in September, HHS members John Hayward and Lucy Natkiel hiked with several groups of students down to the old bridge abutments of the former bridge spanning the Pemigewasset River between Hill and Sanbornton.

Tilton Bennet began a ferry business across the river as early as 1796. Business was good, so it was decided to build a bridge.

With photos and stories, the students learned that a covered bridge was built (150 feet long and 30 feet wide) in 1824. (actually replacing an earlier bridge that was destroyed in a Spring storm.)

A bridge sign cautioned people not to drive faster than a person could walk... or pay a fine of \$5.

The covered bridge connecting Hill and Sanbornton survived a couple of ice jams over the years... but in 1913, ice built up enough to lift the whole bridge off its abutments and carry it down the river. It's reported that Frank Woodward was in the process of installing electric lights on the bridge; when he saw the big structure starting to drift downstream, he climbed up to rescue those electric lights. In order to protect other dams and bridges further down the river, the whole covered bridge was burned.



Look CAREFULLY to see the intact bridge sliding downstream.

Almost immediately, a new bridge was erected—built of steel on higher abutments. This connection with our neighbors across the river outlasted the Old Village. In 1953, the bridge was sold for scrap.


Today, we depend on cars and the winding roads to make the trip just across the river.

Our communities find new and different ways to remain connected.



There are more photos about these bridges on the HHS website.

THANK YOU
Hill
Historical
Society
for helping
us go on
field trips



Thank you
Hill Historical Society

Thank you for
helping!



Thank you
So much



We loved hearing
Stories about the
Native Americans




Dear HHS,
At the Shaker village
I learned how to make
wool rope. I also learned how
to make a seed packet with
paper. Another thing I
learned was how shakers
dyed their wool. Lastly I
liked how they made shaker
apple pie and apple cake. Thank
you!

Dear Hill Historical Society,
I would like to thank you for your generosity and
the opportunity to visit the Shaker Village. I
enjoyed learning about how the Shakers made their
clothes. We were also able to spin some wool and
learn about the other plants that they used to
make cloth—like flax, silk worm and cotton. I also
like learning about the herbs in the garden that
would help them when they were sick. I appreciate
your generous gift to allow us to go on the field
trip to the Shaker Village.

Dear Hill Historical Society,

Thank you... I think that it was so cool of you to
pay for all of us to go to the Shaker Village. The
trip was so much fun and we got to do tons of cool
activities while we were there. Some of my favorite
things were making a wool bracelet, coloring seed
packets. It was cool to see how much work they
had to do and the difference between now and
then. It was also cool to see that they basically had
a room for everything. I also thank you for bringing
dried apple slices for our class. Shaker Village was
one of my favorite field trips. it was amazing.

One great memory I had from Shaker Village.



Herb
Garden

Dear Hill Historical Society,
The Shaker Village was so amazing,
I am definitely going to go there again. It
was a fun filled learning experience!

I hope we can go on another
field trip again with you guys.

Winter “Bail Out Our Budget Fund Drive”

We are the keepers of the archives about our town’s unique history, and we are the organization that brings free lectures about the culture and circumstances that helped shape our town, state and country. We conduct tours. We are a link from our town’s past to its future, its ongoing and evolving history. The School Project we embarked upon three years ago has grown and flourished as the members of the Historical Society have brought programs ranging from the Great Hurricane of 1938 and the move of our town to higher ground to the native peoples who inhabited this beautiful river valley before the settlers arrived. We have helped teach our children that they live in a totally unique and remarkable town, and that the town’s history is part of their story, and that their individual stories are all part of Hill’s.

Now, as the year draws to a close, the Hill Historical Society finds itself in a bind. The Historical Society is a non-profit dependent entirely on dues and the proceeds of sales from books, calendars and mugs to cover operating expenses and pay for all we do. Though we have never done this before, we need to ask for financial help from the community...sort of like PBS and NPR. Somehow calling this a “Pay-Our-Electric-Bill Fund Drive” really doesn’t have much caché. So we are dubbing this our first ever “Bail Out Our Budget Fund Drive.” That’s not much better, but essentially, that’s what we are asking you to help do.

Please seriously consider donating \$5.00 or \$10.00 to the Hill Historical Society. We are very careful about spending money, so any amount will make a big difference and help us continue our work preserving and growing OUR STORY.

Use the form below to “Bail Out Our Budget”. (and THANK YOU!)

Have you paid your Dues for this calendar year?

Your mailing label indicates the calendar year for which you have paid dues.

MEMBERSHIP (AND DONATION) FORM

If you are not already a member, join us and invest in our work to preserve the history of the town of Hill Complete and return this form with your check made out to Hill Historical Society and mail to Carol Snow-Asher, 257 Cass Mill Road, Hill, NH 03243 Carol’s email address is clsasher2@aol.com

Name _____

Mailing Address _____ Phone _____

Email address _____ Preference for receiving newsletters: By US mail By Email

Check membership type: Individual \$10 per yr Family (2 or more) \$25 per yr
Life (per person) \$100 Life (couple) \$175

I(we) would like to make an extra donation of \$_____



The **Hill Historical Society** seeks to preserve the history of the town of Hill, NH through its archives, publications and public programs.

You can invest in this endeavor by becoming a member. Find more information inside this newsletter.

Hill Christmas Ornament

Here's another ornament unique to our town. HHS Director Justin Wheeler inscribes little birch disks with a remembrance of Hill. These are available for \$5.95 each. Postage is \$2.95 for one; \$.75 for multiples in same shipment OR stop in at North Woods Gallery (on Bristol Square) to shop for this and other crafts and art from the Newfound area.

These are among the several items specific to Hill. You can see all the merchandise on the HHS website (HillHistoricalSociety.com). These articles may be ordered at the website or at the shop.




All merchandise is offered as fundraisers for the HHS—you can support our continuing our work AND give a special gift. That's a WIN-WIN move!

THE HILL HISTORICAL SOCIETY

PO Box 193
Hill, NH 03243

FIRST CLASS



Save us postage:
Opt out of our mailing list
and opt into our e-mail list
by contacting the Membership
Chair (information inside)

