

10 Tips for Stunning Photographs

(time to nudge our creativity!)
complements of shutterbug.com and others!

Composition: The Art of Seeing
June 13, 2021

ALBERT EINSTEIN

*“Creativity is intelligence
having fun!”*

The power of photography lies in the artistic vision and field techniques of the person wielding the camera.

Recognizing great light, seizing unique opportunities, leveraging angles, exploring compositional possibilities, and learning to tell a story with our images is where you start to drop collective jaws of your viewers!

Using the technology in our hands is what really makes a photographer.

~Steve Perry, Backcountry Gallery

#1 Striking!

- Find your creative edge! Ask:...what if...?
- Perhaps something that hasn't been seen before




*Sometimes it is planning and sometimes it is
paying attention and just being ready.*




#2 Creative

- What drew you into a scene?
- What was intriguing about it?



#3 Color

- Is it critical to the subject or your artistic expression? Or is it a distraction?
- Does it create a mood or make the subject pop?
- Consider black and white!




#4 Lighting

- Observe light and its angles-where is it coming from?
- Take advantage of natural light; go out in the elements, rain, clouds, snow, mist
- Create desired lighting



#5 Composition

- Rule of thirds
- Is your photo balanced and in focus so the eye goes right to the subject?




#6 Story

- Create an emotion of love, anger or fear?



#7 Location

- Cityscapes, landscapes, seascapes



#8 Subject and color

- Subject separation (blurred background)
- Use of color to make it pop and separate from background




#9 Patterns and Stripes

- Look for repetition and lines



#10 Apply everything you know!

- Color, lighting, subject, movement
- Celebrate your art!!



Art Wolfe, Photographer

- Take subject out of context, use your imagination
- Shoot tight or crop, take chances
- Challenge yourself
- Mine older photographs



John Martell, Rockport

“My goal when presenting an image is to invite the viewer into a moment in time that has touched me emotionally. Sometimes it’s gorgeous light, other times it’s the feeling of mist hitting my face as I watch the ocean crash on the rocks below. These images provoke feelings of awe, of beauty, of wonder and how anything could be this magnificent.

To that end, I fully utilize all the tools available to me: camera, current photo editing software and of course a large high definition computer monitor to view the progress. I am an artist in every sense of the word. As a painter would use reference photos, I use raw images directly from the camera. And just as a painter adds and subtracts with paint and a brush, I add and subtract with software editing tools.

The process is both technical and artistic. When shooting in the field, I do everything in my power to capture tack sharp, color saturated, technically strong images. Once captured the artist in me takes over.”