



RUMFOLA
Sales & Service



Sales • Parts • Service • Accessories
2016

Our Team at Rumfola Sales & Service
knows the importance of getting products
and tools to our customers so that they can do their jobs well.
We offer quality American made parts at a reasonable price.

Our Technicians have over 100 years combined knowledge
and can get you through just about any sewer related issue.
Rumfola Sales & Service is known nationwide for a
Service Department that is second to none!

We would love to add you to our list of Satisfied Customers.

You can't go wrong with our
100% Customer Satisfaction Guarantee!

Sincerely,
Charles Rumfola

Complete Service Department

Professional Work

Quality Parts

A Full Line of
Replacement Parts available
for any Jetter or Combination Truck



Specializing in Sewer Cleaner Repairs,
Jetter and Vacuum Pump
Rebuilds

Contact us @
service@rumfolasales.com

No Job is too Big or too Small
Over 24 Years Trusted Service in the Industry

Equipment and Pump Repairs

Complete Refurbs and Partial Repairs

On almost any Jetter, Combination Truck or Pump



Large Inventory of Parts in Stock!



RUMFOLA

Sales & Service

visit us @
www.rumfolasales.com

Jetter and Vacuum Truck Repairs

Super Products (Camels) Clean Earth / Vacall
Aquatech Jetters O'Brien Jetters
Shamrock Jetters Mongoose Jetters
Vactors Vac-Cons
Portable Jetters
Sewer Equipment Co. Jetters & Trucks
Pipe Hunter

Pump Repairs & Parts

Myers Pumps Apex Pumps
FMC Pumps Giant Pumps
Vactor Pumps General Pumps
Udor Pumps

Replacement Parts

Regulators / Unloaders
Ball Valves
Hose Reel Swivels
Throttle Cables
Pressure & Vacuum Gauges
Hose Reel Motors
Strainers / Handguns

Accessories

Piranha Hose
Hose Mending Tools / Fittings
Root Cutters / Saw Blades
Performance & Steel Drilled Nozzles
Tiger Tails / Hydrant Hoses
Handgun / Accessories
Manhole Hooks / Prybars
Upper / Lower Manhole Rollers
Boom Hoses / Vacuum Tubes
Pipe Plugs / Smoke Blowers
Sewer Cameras



Complete Pumps, Parts & Kits

Myers®
Pentair Water



New and Rebuilds



Myers



Giant



Myers



Udor



Vactor



General



Udor



Giant



FMC



rumfolasales.com

Tel: (225)757-5339

Honest

Reliable

Experience!

Table of Contents

| | |
|---|--------------|
| • Regulators, Relief Valves & Unloaders | Page 1 |
| • Valves | Page 2 |
| • Jetter Replacement Parts | Page 3 |
| • Truck Replacement Parts | Page 4 |
| • Vacuum Tubes, Boom hoses & Clamps | Page 5 |
| • Accessories | Page 6 - 7 |
| • Sewer Cleanout Tools | Page 8 |
| • Smoke Testing | Page 9 |
| • Pipe Plugs | Page 10 |
| • Nozzles | Page 11 - 21 |
| • Extensions & Skids | Page 22 |
| • Chain & Root Cutters | Page 23 - 24 |
| • Sewer Hose | Page 25 - 27 |
| • Swage Tools, Dies & Fittings | Page 28 - 29 |
| • Inspection Equipment | Page 31 - 33 |
| • Jetting Equipment | Page 34 - 38 |

Don't see what you're looking for?

Give us a call!

225-757-5339



Sewer Camera Repairs

Replacement Parts
Quality work



**We repair most types of Sewer Cameras
in house!**

Regulators, Relief Valves & Unloaders



Giant Pressure Regulator



**Myers Pressure Regulator
B3 Style**



**Myers Pressure Regulator
C5 Style**



Baird MP Pressure Regulator



Baird HP Pressure Regulator



**Baird Repair Kit
For MP & HP Pressure Regulators**



Handgun Pressure Relief Valve



Mono-Block Unloader



Udor Pressure Regulator



Giant Relief Valve



General Pressure Regulator



Udor Pressure Regulator

Valves



Ball Valves
3-way 5000 psi



Ball Valves
2-way 5000 psi



Ball Valves
2-way 3000 psi



Ball Valves
2-way 3000 psi



Ball Valves
2-way 3000 psi



Drain Valves
2-way Full Flow



Gate Valves
Lever Style 3" to 6"



Gate Valves
Knife Style 3" to 6"



Butterfly Valves
Lever style 3" to 8"



Vacuum Relief Valves
Fits Vactor, Vacall
Vac-Con & Super Products



Flow Control Valves
Fits Vac-Con & Pipe Hunter



Multi flow Valves
Fits Vactor

Jetter Replacement Parts



Pressure Gauges



TM Style Reel Swivels

Repair kits available



SS Reel Swivels



Y-Strainers



T-Strainers



Strainer Screens



Poly Tank Lids



Poly Tank Baskets



Clutches and Clutch Packs



Throttle / Choke Controls



Tattletale Switches & Gauges



Level Wind & Components

Truck Replacement Parts



Float Ball Cages



Float Balls



Rodder Pump Parts



Hydraulic Valves



Electrical Air / Hyd. Valves



Hydraulic Hose Reel Motors



Hose Reel Bearings



Hose Reel Components



Hydraulic Cylinders



Pendant Controls



Level Winds



Arrow Boards / Strobe Lights

Vacuum Tubes, Hoses & Clamps

Available in various sizes & lengths



Aquatech Tubes



Camel / Vacall / Gapvax Tubes



Vac-Con / Vactor Tubes



Boom Elbows



Flanges for Boom Hose



Boom Hoses

Sold in cuffed & by the foot



Compression Boot



Power Clamp



Spiral Clamp



Bandlock Style Clamp



Flange Style Clamp w/ Ring



Flange Style Clamp w/ J-Hook

Accessories



High Pressure Portable Reels

Available with 1/4", 3/8" & 1/2" Hose



Floor Draining Kit

1/8" Stainless Steel Braid or
Thermoplastic Hose
Available in 50' and 75'



Super Duty Lateral Cart

Includes 200' of 1/2" Piranha Hose
with Emergency Shut Off Valve



Fill Hose

2-1/2" Male x 2-1/2" Female Swivel NST
Available in 25' or 50'



Fill Hose

2-1/2" F Camlock x 2.5" Female Swivel NST
Available in 25' or 50'



Leader Hose

Available in 1/2", 3/4" & 1"
Stocked Lengths 10' & 20'
Custom sizes upon request




High Performance Spray Gun with 21" Barrel



Hand Gun / Shut Off 10@5000



Handgun Hose Max. 4000 PSI 3/8" x 50' 1/2" MxM Ends



Stainless Steel Lances

Various sizes available



Handgun Kit Max 4000 PSI

25' or 50' hose assembly, spray gun with swivel inlet,
36" insulated spray wand, tip protector
& quick couplers.



Industrial Spray Tips

Stainless steel heat treated
replacement tips for use in wash down guns
and some nozzles.

Manhole Accessories



Hydrant Wrench



Manhole Lifter Magnet



Magnetic Manhole Lifter



Manhole Pry Bar

Available in 36"



Manhole Double Pick

Available in 36"



Manhole Cover Hooks

Available in 36" Straight and 90°



Lower Manhole Roller



Manhole Roller Cover

Heavy Duty w/ Poly Roller



Upper Manhole Roller

Heavy Duty w/ Poly Roller
Aluminum Roller available



Tiger Tails

Available in 2" and 3"



Manhole Guard

Available Hose Guide
Lid or Bypass Kit



Dye Tablets

Available in Red or Yellow
100 Tablets per Bottle
Also available in Powder form!

Sewer Cleanout Tools



Debris Basket

With 25' of Rope
Available in 6"-24"
Available with Pole



Debris Cylinder

With 25' of Rope
Available in 6"-12"



Debris Grit Catcher

With 25' of Rope
Available in 6"-24"



Aluminum Debris Trap

Available in 6"-18"
For use with Fiberglass Poles



Catch Basin Spoon
Made of ash hardwood

Available in 6'-24'
Fiberglass Poles Available upon request



Fiber Glass Poles

With Quick-Connect Ends
Available with Threaded Ends



Vac Trap- Vector Style

Available 6"- 18" in Vacall, Camel and Aquatech styles as well



Sand Trap

With 25' of Rope
Available in 6"- 20"



Telescopic Debris Grabber
Steel

Available in 15'-24'



Telescopic Claw Grabber
Fiberglass

Available in 12'-24'



Handy-Clam

Available in 6'-25' with 12" or 16" Bucket



Handy-Clam Bucket

Available in 12" or 16"



Smoke Candle (Single Wick)

Sold by the dozen



Smoke Candle (Double Wick)

Sold by the dozen



Smoke Fluid

1 Gallon Container



Smoke Fluid

(4) 1 Gallon Containers



Smoke Fluid

5 Gallon Container



Smoke Fluid

55 Gallon Drum



Air/Smoke Blower

Available in Liquid or Smoke



Manhole Liquid Smoke Blower



5-E Electric Blower



A Different Kind of Plug Company

Distributed by

Rumfola Sales & Service



Inflation Hose w/ Monitoring Gauge & Ball Valve - 20' Long



Telescopic Aluminum Placement Pole w/ adaptor



Pneumatic Single Size Plug

Available from 4"-21"
Blocks pipes 4"-21"



Pneumatic Single Size Plug with Bypass

Available from 4"-21"
Blocks pipes 4"-18"



Aluminum Mechanical Pipe Plug

Available from 6"-18"



Aluminum Mechanical pipe Plug with Bypass

Available from 6"-18"



Multi-Size Plug

Available from 4"- 96"
Blocks pipes 4"- 96"



Multi-Size Back Plug/ Leak Locators

Available form 4"-96"
Blocks pipe 4"-96"



Flow Diverters

Available in bypass sizes
2,3,4,6, & 10"Blocks
pipes 4"-60"



Lateral Plug/ Short Cleanout

Available 1.5"-4"



Lateral Plug/ Long Cleanout

Available in 2"-6"

Complete Plug catalog available upon request.



rumfolasales.com

Tel: (225)757-5339

Stainless Nozzles

Button



Its short body and smooth round nose make it ideal for tight turns in P traps and elbows, reducing hang ups. 3 to 6 rear jets @ 25°, 35°, 45° or 55°

Available in 1/8", 1/4", 3/8" and 1/2"
Flows from 3 to 10 GPM
Pressures up to 4000
Style: F or P


Thruster



The wider head design allows for rear jet angles as steep at 15-degrees which means more pulling power. 3, 4 or 6 rear jets @ 15° or 20°

Available in 1/8", 1/4", 3/8" and 1/2"
Flows from 3 to 10 GPM
Pressures up to 4000
Style: F or P

Jet



The longer length nose acts as a piercing rod in sewer & drain cleaning applications. 3 to 6 rear jets @ 35°, 45° or 60°

Available in 1/8", 1/4", 3/8" and 1/2"
Flows from 3 to 30 GPM
Pressures up to 4000
Style: F

Large



A general purpose dual angle nozzle combining the forces of both thrust and flush for superior pulling power. 6 to 8 rear jets @ 18°, 30°, 35° or 65°

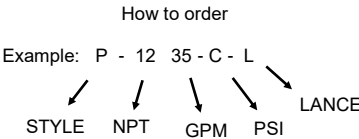
Available in 1/2", 3/4" and 1"
Flows from 8-80 GPM
Pressures up to 4000
Style: F or P

Rotator



This rotating nozzle utilizes the combined forces of 0° & 45° angles creating a continuous "wall of water" to maximize line restoration.

Available in 1/8", 1/4", 3/8" 1/2", and 3/4"
Flows from 18-65 GPM
Pressures up to 4000
Style: F



PSI Chart:

| | |
|---------|---------|
| A. 1250 | D. 2500 |
| B. 1500 | E. 3000 |
| C. 2000 | F. 4000 |

Drilled Nozzles



Button

This nozzle is best used for blockages in pipes up to 2".
3 to 6 rear jets @ 30°

Available in 1/8"
Flows from 3-10 GPM
Pressures up to 4000
Style: F



Radial Bullet

This nozzle is designed to flush pipes up to 4".
3 to 6 rear jets @ 30° or 40°

Available in 1/4"
Flows from 3-10 GPM
Pressures up to 4000
Style: F



Penetrator

This nozzle is designed to flush pipes up to 4".
3 to 6 rear jets @ 15°

Available in 1/4" and 3/8"
Flows from 3-10 GPM
Pressures up to 4000
Style: P



Radial Bullet

This nozzle is designed to flush pipes up to 4".
3 to 6 rear jets @ 30°

Available in 3/8"
Flows from 3-10 GPM
Pressures up to 4000
Style: F



Button

This nozzle is designed to flush pipes up to 8".
3 to 6 rear jets @ 45°

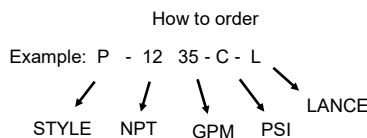
Available in 1/2"
Flows from 8-35 GPM
Pressures up to 4000
Style: F



Penetrator

This nozzle is designed to penetrate blockages in pipes up to 8".
3 to 6 rear jets @ 45°
Lance tip available

Available in 1/2"
Flows from 8 to 25 GPM
Pressures up to 4000
Style: P



PSI Chart:

| | | | |
|----|------|----|------|
| A. | 1250 | D. | 2500 |
| B. | 1500 | E. | 3000 |
| C. | 2000 | F. | 4000 |

Drilled Nozzles



Radial Bullet

The radial bullet is ideal for maintaining consistent jet stream while cleaning pipe walls.
6 rear jets @ 18° or 35°

Available in 3/4"
Flows from 35 to 40 GPM
Pressures up to 3000 psi
Style: F



Sanitary

This nozzle is best suited for general cleaning of debris from pipes 6" to 18".
6 or 8 rear jets @ 15° or 30°

Available in 1"
Flows from 65 to 80 GPM
Pressures up to 2000
Style: F or P



Steel Sand

The Steel Sand nozzle is ideal for removing heavy sand from pipes 6" to 15".
6 rear jets @ 12°

Available in 1"
Flows up to 80 GPM
Pressures up to 2000
Style: P



Penetrator

This penetrator nozzle is great for cleaning and breaking through clogged pipes 6" to 18".
Lance tip available
6 rear jets @ 12°

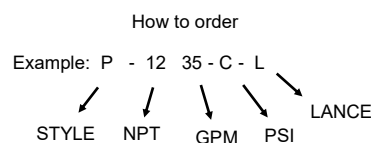
Available in 3/4" and 1"
Flows from 35 to 80 GPM
Pressures up to 3000
Style: P



Radial Vortex

This high-grade heat-treated nozzle is ideal for cleaning pipes 6" to 18".
6 rear jets @ 18° / 24°

Available in 1"
Flows up to 80 GPM
Pressures up to 3000
Style: F



PSI Chart:

| | | | |
|----|------|----|------|
| A. | 1250 | D. | 2500 |
| B. | 1500 | E. | 3000 |
| C. | 2000 | F. | 4000 |

Replacement Carbide Inserts & Flow Guides available!

Performance Nozzles



Ellipse

This nozzle can easily maneuver around offset joints while cleaning soap and grease in pipes 6" to 12". 8 rear jets @ 15°

Available in 1/2" and 1"
Flows from 60 to 80 GPM
Pressures up to 2500 psi
Style: F



Rotating

The rotator nozzle is ideal for de-greasing and de-scaling lines as well as general cleaning pipes up to 24". 6 rear jets @ 24°

Available in 1/2", 3/4" and 1"
Flows from 18 to 80 GPM
Pressures up to 2500 psi
Style: F



Grenade

This high performance nozzle is best for cleaning moderate sand, soil & sediment. 8 rear jets @ 10° and 30° 3.5 lbs

Available in 3/4"
Flows from 35 to 80 GPM
Pressures up to 3000
Style: F



Grenade

This high performance nozzle is best for cleaning moderate sand, soil & organics. 10 rear jets @ 10° and 30° 8.8 lbs

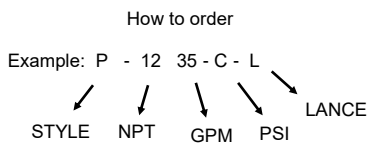
Available in 1"
Flows from 50 to 80 GPM
Pressures up to 3000
Style: P



Chisel

The chisel nozzle is best suited to cut and break blockages in lines. It will remove clogs and heavy grease buildup. 4 front / 6 rear jets @ 30°

Available in 3/4" to 1"
Flows from 30-80 GPM
Pressures up to 3000
Style: P



PSI Chart:

| | |
|---------|---------|
| A. 1250 | D. 2500 |
| B. 1500 | E. 3000 |
| C. 2000 | F. 4000 |



Carbide Nozzles

Replacement Carbide Inserts &
Flow Guides available!

General Purpose



For General Cleaning of pipe walls
from 8" to 30".
6 rear jets @ 30°
5.8 lbs

Available in 1"
Flows from 60 to 80 GPM
Pressures up to 2500
Style: P

Sanitary



This is a great nozzle for general
cleaning pipes from 4" to 18".
6 rear jets @ 15° or 30°
2.4 lbs

Available in 1"
Flows from 55 to 80 GPM
Pressures up to 2500 psi
Style: F

Penetrator



This nozzle is ideal for unblocking
pipes from 4" to 18".
6 rear jets @ 15° or 30°
2.4 lbs

Available in 1"
Flows from 60 to 80 GPM
Pressures up to 2500
Style: P

Sand Nozzle



Best for clearing out blockages and
buildups in 4" to 18" pipes.
6 rear jets @ 15° or 30°
2.5 lbs

Available in 1"
Flows from 60 to 80 GPM
Pressures up to 2500
Style: F

Standard



This nozzle is best for cleaning out
solids in pipes from 4" to 18".
3/4" 6 rear jets @ 30°
1" 8 rear jets @ 30°

Available in 3/4" and 1"
Flows from 30 to 80 GPM
Pressures up to 3000
Style: F

How to order

Example: P - 12 35 - C - L
 ↓ ↓ ↓ ↓ ↘
 STYLE NPT GPM PSI LANCE

PSI Chart:

| | |
|---------|---------|
| A. 1250 | D. 2500 |
| B. 1500 | E. 3000 |
| C. 2000 | F. 4000 |



rumfolasales.com

Tel: (225)757-5339

Honest

Reliable

Experience!

Replacement Carbide Inserts &
Flow Guides available!

Performance Nozzles



Sand & Silt

This nozzle is suited for general heavy cleaning of most debris in 15" to 36" lines.
10 rear jets @ 15° and 20°

Available in 1"
Flows from 60 to 80 GPM
Pressures up to 2000
Style: P



Ultimate

This nozzle is best suited for heavy cleaning of 12" to 30" lines.
5 rear jets @ 12°
1/2"- 4 lbs , 3/4"- 9 lbs , 1"- 12.5 lbs

Available in 1/2" , 3/4" & 1"
Flows from 18 to 80 GPM
Pressures up to 2000
Style: P



Invader

Best for removing sand, gravel, dirt and grease from lines 8" to 30".
3 rear jets @ 12°
15 lbs

Available in 3/4" and 1"
Flows from 40 to 80 GPM
Pressures up to 3000
Style: P



Small Culvert

This nozzle is best suited for heavy cleaning of 10" to 36" lines.
12 rear jets @ 17° and 24°
11.5 lbs

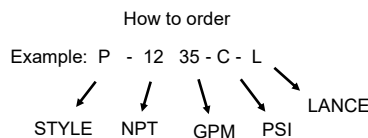
Available in 1"
Flows from 60 to 80 GPM
Pressures up to 2000
Style: P



Large Culvert

Excellent for cleaning pipes in 18" to 60" storm and sanitary pipes.
12 rear jets @ 17° and 24°
28 lbs

Available in 1"
Flows from 65 to 80 GPM
Pressures up to 2000
Style: P



PSI Chart:

| | | | |
|----|------|----|------|
| A. | 1250 | D. | 2500 |
| B. | 1500 | E. | 3000 |
| C. | 2000 | F. | 4000 |



The Difference Is Performance!

Replacement Ceramic Inserts available!



Ball

This nozzle has rounded edges for easy maneuverability and ideal for cleaning service laterals.

Suitable from 1" to 6" lines

Available in 1/4", 3/8" & 1/2"
Flows from 5 to 25 GPM
Pressures up to 4000



Forward Jet

This nozzle is appropriate for jobs where moving debris away from the residence or business is essential. This nozzle is best used to prevent debris backup.

Available in 1/2"
15, 20 or 30 GPM
Pressures up to 700



Standard

The Standard nozzles are maneuverable, small nozzles suitable for residential sewer cleaning applications from 2" to 12" pipe.

Available in 1/4" thru 1-1/4"
Flows from 18 to 80 GPM
Pressures up to 2000



Egg

This nozzle is an upgrade from the Standard nozzle, instead of drilled jets, it comes with replaceable inserts. Also light and agile all round nozzle with replaceable inserts.

Available in 1/4" thru 1-1/4"
Flows from 5 to 80 GPM
Pressures up to 2000
15° or 30° angles



Egg Devastator

This nozzle is light and agile for service lines as well as mains. Good all around nozzle with replaceable inserts.

Available in 3/8", thru 1-1/4"
Flows from 8 to 80 GPM
Pressures up to 2000
30° angle

*** Complete catalog available upon request ***



rumfolasales.com

Tel: (225)757-5339

Honest

Reliable

Experience!

Replacement Ceramic
Inserts available!



The Difference Is Performance!



Sewer Flush

This nozzle is designed for heavy duty cleaning and standard maintenance. With 15° and 25° jet angles it gives the operator high wall force with a wide water pattern necessary to clean large diameter pipes up to 24”.

Available in 1/4” thru 1-1/4”
Flows from 5 to 120 GPM
Pressures up to 4000
15 ° & 25° angles



Traction

This nozzle is an excellent multi-purpose nozzle. The Traction is highly-efficient in cleaning damaged pipe without causing further damage in pipes up to 12” .

Available in 3/8” thru 1-1/4”
Flows from 8 to 120 GPM
Pressures up to 2000
8 ° & 12° angles



Cleaning

This cleaning nozzle is an everyday workhorse nozzle. With its wider 15°/20° or 25°/40° jet pattern, the cleaning provides excellent wall force to remove debris from pipes up to 40”.


Available in 3/8” thru 1”
Flows from 5 to 120 GPM
Pressures up to 2000
15°/20° or 25°/40° angles



Torpedo

This nozzle has extreme pipe cleaning power with highest fluid mechanical efficiency and unequalled cleaning power for the operator, saving fuel, water and man-hours as well. This nozzle pays for itself over and over again.

Available in 3/4” thru 1-1/2”
Flows from 35 to 120 GPM
Pressures up to 2000
12° & 18° angles



Sewer

This nozzle is a heavy duty cleaning nozzle designed for standard maintenance cleaning. The power of the Sewer Flush gives the operator high wall force with a wide water pattern necessary to clean pipes up to 24”.

Available in 3/4” thru 1-1/4”
Flows from 35 to 120 GPM
Pressures up to 2000
15° & 20° angles

*** Complete catalog available upon request ***



rumfolasales.com

Tel: (225)757-5339



Equalizer

The Equalizer is one of KEG's most unique nozzles, specially designed to virtually eliminate blowing toilets. Creates an umbrella pattern blocking airflow that creates problems blowing toilets.

Available in 3/4" thru 1-1/4"
Flows from 50 to 120 GPM
Pressures up to 2500 psi



Aquapower 700

KEG's brand new rotor nozzle with automatic rotation speed limitation for perfect all around pipe cleaning and primarily intended for grease removal. It will also remove scale, crusts and deposits of all kinds .

Available in 3/4" thru 1-1/4"
Flows from 5 to 25 GPM
Pressures up to 2500 psi



Rotator

This nozzle is excellent at removing scaling, crusts, small roots and other tender vegetation. The unique nozzle insert configuration provides both propulsion and a rotating 360 degree body action.

Available in 1/4" thru 1-1/4"
Flows from 5 to 120 GPM
Pressures up to 4000



Duce

The Duce is Keg's vibrating rotational nozzle. Using the same water driven rotation as our conventional Rotor nozzles, the Duce literally vibrates pipe deposits away.

Available in 1/2" thru 1-1/4"
Flows from 18 to 80 GPM
Pressures up to 2000



Twister

Excellent for Hydro excavating and cleaning lines. Stainless steel body with replaceable ceramic inserts. Oscillating front jet.

Available in 1/2" and 3/4"

*** Complete catalog available upon request ***

Replacement Ceramic
Inserts available!



The Difference Is Performance!

Floor Cleaner Family



KEG's floor cleaners are ideal for removing sludge, mud, and other compacted materials yet powerful enough to remove heavy debris, rocks, bricks, broken concrete, etc. Superior to other bottom nozzles in both fluid mechanics and jet angle design, our floor cleaners put the pump's power on the floor of larger diameter pipes - where the debris is! Available from 18 to 120 GPM.

Chain Cutter Family



Mini Chain Cutter

Super Cutter Plus

Super nova

KEG's Chain Cutter family offers the field operator a complete range of cutters to remove roots and scaling. These are suitable for a variety of applications, ranging from root removal, scaling, tuberculation and other types of deposits and blockages. These High speed, high torque cutters use flexible conveyor chain to remove obstructions without damaging pipes from 2" to 48".

*** Complete catalog available upon request ***



rumfolasales.com

Tel: (225)757-5339

Honest

Reliable

Experience!

Warthog Nozzles

Replacement Ceramic
Inserts available

Warthog WS-1/2



This type of nozzle can be used for cleaning lines in many applications. This nozzle can remove grease easily and cut through roots, ice and soil.

Available for 4" to 8" Lines
Flows from 8-20 GPM
Pressures up to 5000

Warthog WH-1/2 & 3/4



This nozzle is commonly used with small capacity combination trucks and large trailer jetters.

Available for 6" to 18" Lines
Flows from 10-45 GPM
Pressures up to 8000

Warthog WG-1 Classic



These nozzles are ideal to handle any municipal, industrial and commercial cleaning. These provide highly productive cleaning and eliminate the need for using multiple tools to complete a job.

Available for 8" to 36" Lines
Flows from 50-80 GPM
Pressures up to 5000

Warthog WGP-1 Puller



WGP-1 is designed to produce up to 40% more pulling power than our WG-1 Classic. The rear facing jets are angled more sharply and the centralizer fins have been streamlined.

Available for 8" to 36" Lines
Flows from 50-80 GPM
Pressures up to 5000

*** Rebuild kits Available ***

Extensions and Skids



Tube Style Nozzle Extension

Available in 1/2", 3/4" & 1"
For any size pipe



Four Finned Nozzle Skid

Available in 1/2", 3/4" & 1"
For pipes 4" to 15"



Six Wire Nozzle Skid

Available in 1/2", 3/4" & 1"
For pipes 4" to 20"



Four Wire Nozzle Skid

Available in 1/2", 3/4" & 1"
For pipes 4" to 12"



Football Style Nozzle Skid

Available in 1/2", 3/4" & 1"
For pipes 4" to 12"

Chain / Root Cutters & Kits



Hi-Torque Root Cutter Kit

Kit includes: Motor , 6", 8", 10" & 12"
Skids and Saws, Tool Box , Hardware Kit
& Instructions.



Hi-Torque Hydraulic Motor

Produces more than 200 lbs of torque.
Available in 3/4" & 1"



Lateral Root Cutter Kit

Kit includes: Motor, 3 Skids & Saws
Toolbox, Hardware Kit & Instructions.
Available in 3", 4", 6" & 8"



Lateral Root Cutter Motor

Smaller Hydraulic Motor with 5/8" diameter shaft.
For use in 3"-8" lines
Available in 1/2" & 3/4"



Chain Cutter Kit

Kit includes: Chain Cutter 8", 12" & 16"
Ring Chain & Motor Chain, 18" Ring
Chain with Blade, 8"-18" Adjustable Skid
& Carrying Case.



Chain Cutter

40 - 100 GPM up to 2,500 PSI
3 Jets @ 90° on spin - 6 @ 25° on rear

*** Replacement chain available upon request ***

Root Cutter Attachments



Carbide Tooth Concave Root Saw Blade

Available in 6", 8", 10", 12", 15" & 18"

Flat blades available upon request




Heavy Duty Concave Root Saw Blade

Available in 3", 4", 5", 6", 8", 10", 12", 15", 18" & 20"



Heavy Duty Flat Root Saw Blade

Available in 3", 4", 5", 6", 8", 10", 12", 15", 18" & 20"



Heavy Duty Spiral Root Saw Blade

Available in 4", 5", 6", 8", 10", 12", 15" & 18"



Super Duty Root Saw

3 Spoke with 1" Hub
Available in 12", 15", 20", 22" & 24"



Arrow Diamond Tip Cutter

Available in 6", 8", 10", 12" & 15"



Root Cutter Hub

Available in 1" & 3/4"
Fits all models



Blade Cutter Chuck

Available in 1" & 3/4"
Fits all models



PVC Lateral Cutter

Used to cut PVC pipe
Available in 6", 8", 10", 12" & 15"



Diamond Lateral Cutter

Used to cut concrete or clay pipe
Available in 6", 8", 10", 12" & 15"



Curved Heavy Duty Blades

Comes in sets of 3
Available in 4"- 18"



Cable Cutter Tool Kit

Kit includes choice of 3 Cable Cutters 6" - 30", Cutter Blade & Chuck



Sewer & Jetting/Lateral Line Hoses

Applications, Temperature, Construction, Features & Advantages and Lengths

Applications:

- **High Pressure Sewer Cleaning** - Applications for commercial, industrial and residential.
- **Tight Pipe Bends** - Slick, Slither® cover affords an easier handling hose to get the job done.
- **Jetting/Lateral Line** - Used for jetting equipment.

Temperature:

- **Hose Temperature Range** - For the diameters of 1/2", 5/8", 3/4", 1", 1 1/4" and 1 1/2" is -40°F (-40°C) to +150°F (+66°C).
- **Hose Temperature Range** - For the diameters of 1/8", 3/16", 1/4" and 3/8" is -40°F (-40°F) to +160°F (+71°C).

Construction:

- **Inner Tube** - Yellow Polyolefin. (Sewer Cleaning Hoses, 2,500 & 3,000 PSI) Yellow seamless thermoplastic. (Jetting/Lateral Line Hoses, 4,000 & 5,000 PSI)
- **Reinforcement** - High tensile one or two synthetic fiber braids.
- **Cover** - Abrasion resistant polyether-urethane. (Standard)
- **Slither®** - Polyether-urethane low coefficient of friction. (Optional)

Features & Advantages:

- **Materials** - Constructed to provide rugged and reliable service under the most severe and demanding conditions.
- **Yellow Color Tube** - Assures the user that they are using a WASTECH designated Piranha Hose Product.
- **Polyolefin or Seamless Thermoplastic Tube** - Provides maximum resistance to hydrolysis.
- **High Tensile One or Two Synthetic Fiber Braids** - Contributes to low volumetric expansion and eliminates loss of strength from moisture absorption.
- **Abrasion Resistant Polyether-Urethane** - Polyurethane cover provides exceptional cut, abrasion and fungus resistance.
- **Slither® Cover** - Cover is ultra slippery; allows hose to maneuver around and through difficult sewer bends.
- **Pressure Testing** - All Piranha factory-assembled hoses are 100% pressure tested.
- **Reel Installation** - Ideal for truck and trailer mounts.

Industry Standards:

- **Orange Cover** = 2,500 PSI
- **Blue Cover** = 3,000 PSI
- **Green Cover** = 4,000 PSI
- **Black Cover** = 4,000 PSI (High Burst)
- **Red Cover** = 5,000 PSI

Lengths:

- **Stock Lengths** - 400, 500, and 600 foot rolls.
- **Custom Lengths** - Available and made to order.
- **Jetting/Lateral Lines** - Available for bulk and/or assemblies.



FOR AVAILABILITY OF PRODUCTS AND SIZES SHOWN, PLEASE REFER TO THE BACK PAGE FOR YOUR NEAREST STOCKING LOCATION.
BECAUSE WE CONTINUALLY EXAMINE WAYS TO IMPROVE OUR PRODUCTS, WE RESERVE THE RIGHT TO ALTER SPECIFICATIONS OR DISCONTINUE PRODUCTS WITHOUT PRIOR NOTICE.





Jetting/Lateral Line Hose



4,000 PSI
Series - LLGR



A yellow seamless thermoplastic tube, double high tensile synthetic fiber braid reinforcement and abrasion resistant green polyether-urethane cover.

NOMINAL SPECIFICATIONS

| SERIES NUMBER | NOMINAL I.D. | | NOMINAL O.D. | | MAX. OPERATING PRESSURE | | MIN. BURST PRESSURE | | MIN. BEND RADIUS | | Weight LBS/FT |
|---------------|--------------|------|--------------|------|-------------------------|-------|---------------------|-------|------------------|-------|---------------|
| | INCHES | MM | INCHES | MM | PSI | BAR | PSI | BAR | INCHES | MM | |
| LLGR-02 | 1/8 | 3.6 | 0.32 | 8.2 | 4,000 | 275.8 | 10,000 | 689.5 | 1.25 | 31.2 | 0.04 |
| LLGR-03 | 3/16 | 4.8 | 0.41 | 10.5 | 4,000 | 275.8 | 10,000 | 689.5 | 1.75 | 44.5 | 0.05 |
| LLGR-04 | 1/4 | 6.4 | 0.50 | 12.6 | 4,000 | 275.8 | 10,000 | 689.5 | 2.50 | 63.5 | 0.06 |
| LLGR-06 | 3/8 | 9.7 | 0.65 | 16.5 | 4,000 | 275.8 | 10,000 | 689.5 | 3.00 | 76.2 | 0.11 |
| LLGR-08 | 1/2 | 12.8 | 0.83 | 21.2 | 4,000 | 275.8 | 10,000 | 689.5 | 4.00 | 101.6 | 0.16 |

MADE IN USA



HIGH BURST
4,000 PSI
Series - SHBK, LHBK



A yellow seamless thermoplastic tube, double high tensile synthetic fiber braid reinforcement and abrasion resistant black polyether-urethane cover.

NOMINAL SPECIFICATIONS

| SERIES NUMBER | NOMINAL I.D. | | NOMINAL O.D. | | MAX. OPERATING PRESSURE | | MIN. BURST PRESSURE | | MIN. BEND RADIUS | | Weight LBS/FT |
|---------------|--------------|------|--------------|------|-------------------------|-------|---------------------|--------|------------------|-------|---------------|
| | INCHES | MM | INCHES | MM | PSI | BAR | PSI | BAR | INCHES | MM | |
| SHBK-08 | 1/2 | 12.7 | 0.87 | 22.1 | 4,000 | 275.8 | 12,000 | 827.4 | 3.00 | 76.2 | 0.20 |
| SHBK-10 | 5/8 | 15.9 | 0.91 | 23.0 | 4,000 | 275.8 | 12,000 | 827.4 | 4.00 | 101.6 | 0.16 |
| LHBK-08 | 1/2 | 12.7 | 0.80 | 20.3 | 4,000 | 275.8 | 16,000 | 1103.2 | 4.00 | 101.6 | 0.15 |

Note: Series LHBK-08 and SHBK-10 have a single high tensile synthetic fiber braid.

MADE IN USA



5,000 PSI
Series - LLRD



A yellow seamless thermoplastic tube, double high tensile synthetic fiber braid reinforcement and abrasion resistant red polyether-urethane cover.

NOMINAL SPECIFICATIONS

| SERIES NUMBER | NOMINAL I.D. | | NOMINAL O.D. | | MAX. OPERATING PRESSURE | | MIN. BURST PRESSURE | | MIN. BEND RADIUS | | Weight LBS/FT |
|---------------|--------------|------|--------------|------|-------------------------|-------|---------------------|-------|------------------|-------|---------------|
| | INCHES | MM | INCHES | MM | PSI | BAR | PSI | BAR | INCHES | MM | |
| LLRD-04 | 1/4 | 6.4 | 0.50 | 12.6 | 5,000 | 344.7 | 12,500 | 861.8 | 2.50 | 63.5 | 0.05 |
| LLRD-06 | 3/8 | 9.7 | 0.65 | 16.5 | 5,000 | 344.7 | 12,500 | 861.8 | 3.00 | 76.2 | 0.13 |
| LLRD-08 | 1/2 | 12.8 | 0.80 | 20.2 | 5,000 | 344.7 | 12,500 | 861.8 | 4.00 | 101.6 | 0.13 |

Note: Series LLRD-08 has a single high tensile synthetic fiber braid.

MADE IN USA



FOR AVAILABILITY OF PRODUCTS AND SIZES SHOWN, PLEASE REFER TO THE BACK PAGE FOR YOUR NEAREST STOCKING LOCATION. BECAUSE WE CONTINUALLY EXAMINE WAYS TO IMPROVE OUR PRODUCTS, WE RESERVE THE RIGHT TO ALTER SPECIFICATIONS OR DISCONTINUE PRODUCTS WITHOUT PRIOR NOTICE.



Piranha "Ready-To-Go" Stock Length Hose Assemblies

If you don't see what you need, please refer to page 11 for your "Made-To-Order" assembly length ordering instructions.

2,500 PSI



SERIES SPOR - ORANGE COVER

| PART NUMBER | SIZE CODE | HOSE I.D. (INCHES) | MALE NPTF NOM. THREAD SIZE | WORKING PRESSURE (MAX PSI) | ASSEMBLED LENGTH FT. |
|---------------|-----------|--------------------|----------------------------|----------------------------|----------------------|
| SPOR-MM12X400 | 12 | 3/4 | 3/4 - 14 | 2,500 | 400 |
| SPOR-MM12X500 | 12 | 3/4 | 3/4 - 14 | 2,500 | 500 |
| SPOR-MM12X600 | 12 | 3/4 | 3/4 - 14 | 2,500 | 600 |
| SPOR-MM16X400 | 16 | 1 | 1-11 1/2 | 2,500 | 400 |
| SPOR-MM16X500 | 16 | 1 | 1-11 1/2 | 2,500 | 500 |
| SPOR-MM16X600 | 16 | 1 | 1-11 1/2 | 2,500 | 600 |
| SPOR-MM16X800 | 16 | 1 | 1-11 1/2 | 2,500 | 800 |
| SPOR-MM20X600 | 20 | 1 1/4 | 1 1/4 - 11 1/2 | 2,500 | 600 |

MADE IN USA

3,000 PSI



SERIES HPBU - BLUE COVER

| PART NUMBER | SIZE CODE | HOSE I.D. (INCHES) | MALE NPTF NOM. THREAD SIZE | WORKING PRESSURE (MAX PSI) | ASSEMBLED LENGTH FT. |
|---------------|-----------|--------------------|----------------------------|----------------------------|----------------------|
| HPBU-MM12X400 | 12 | 3/4 | 3/4 - 14 | 3,000 | 400 |
| HPBU-MM12X500 | 12 | 3/4 | 3/4 - 14 | 3,000 | 500 |
| HPBU-MM12X600 | 12 | 3/4 | 3/4 - 14 | 3,000 | 600 |
| HPBU-MM16X500 | 16 | 1 | 1-11 1/2 | 3,000 | 500 |
| HPBU-MM16X600 | 16 | 1 | 1-11 1/2 | 3,000 | 600 |
| HPBU-MM16X800 | 16 | 1 | 1-11 1/2 | 3,000 | 800 |

MADE IN USA

4,000 PSI



SERIES SHBK - BLACK COVER

| PART NUMBER | SIZE CODE | HOSE I.D. (INCHES) | MALE NPTF NOM. THREAD SIZE | WORKING PRESSURE (MAX PSI) | ASSEMBLED LENGTH FT. |
|---------------|-----------|--------------------|----------------------------|----------------------------|----------------------|
| SHBK-MM08X400 | 08 | 1/2 | 1/2 - 14 | 4,000 | 400 |
| SHBK-MM08X500 | 08 | 1/2 | 1/2 - 14 | 4,000 | 500 |
| SHBK-MM08X600 | 08 | 1/2 | 1/2 - 14 | 4,000 | 600 |

MADE IN USA



FOR AVAILABILITY OF PRODUCTS AND SIZES SHOWN, PLEASE REFER TO THE BACK PAGE FOR YOUR NEAREST STOCKING LOCATION. BECAUSE WE CONTINUALLY EXAMINE WAYS TO IMPROVE OUR PRODUCTS, WE RESERVE THE RIGHT TO ALTER SPECIFICATIONS OR DISCONTINUE PRODUCTS WITHOUT PRIOR NOTICE.



Fittings & Accessories for Piranha Hoses

End fittings and menders for thermoplastic hose are not interchangeable. It is essential that hose, end fittings, menders and tooling are properly matched. Identification of Piranha Hose Products is simple. The inner tube of all Piranha sewer cleaning hose is yellow, as assigned by WASTE (Waste Equipment Technology Association) to the manufacturer's identification code. To assure proper matching of all components, the hose tube material, end fittings, menders and tooling should be purchased directly from Piranha Hose Products, Inc.



MALE FITTINGS

| PART NO. | USE WITH HOSE SERIES | WEIGHT |
|------------|---|----------|
| F06NPT6 | LLGR, SLGR-06 | .17 LBS |
| F08NPT8 | LLBU, SLBU, LLGR, SLGR, LLRD, SLRD, LHBK, SLLHBK-08 | .36 LBS |
| F10NPT8 | SPOR, SLSPOR-10 | .36 LBS |
| F12NPT12 | SPOR, SLSPOR, HPBU, SLHPBU-12 | .43 LBS |
| F16NPT16 | SPOR, SLSPOR, HPBU, SLHPBU-16 | .71 LBS |
| F20NPT20 | SPOR, SLSPOR-20 | 1.00 LBS |
| F24NPT24 | SPOR, SLSPOR-24 | 2.52 LBS |
| FAR08NPT8 | LAGR-08 | .34 LBS |
| FAR10NPT8 | SAOR-10 | .42 LBS |
| FAR12NPT12 | SAOR, HABU-12 | .49 LBS |
| FAR16NPT16 | SAOR, HABU-16 | .79 LBS |
| FAR20NPT20 | SAOR-20 | 1.03 LBS |
| FHP08NPT8 | SHBK, SLSHBK-08 | .28 LBS |
| FHP10NPT8 | SHBK, SLSHBK-10 | .34 LBS |



FEMALE ADAPTER FITTINGS

| PART NO. | USE WITH HOSE SERIES | WEIGHT |
|------------|---|---------|
| A06FPX06FS | LLGR, SLGR-06 | .16 LBS |
| A08FPX08FS | LLBU, SLBU, LLGR, SLGR, LLRD, SLRD, SHBK, SLSHBK, LHBK, SLLHBK, LAGR-08 & SPOR, SLSPOR, SHBK, SLSHBK, SAOR-10 | .21 LBS |
| A12FPX12FS | SPOR, SLSPOR, HPBU, SLHPBU-12 | .34 LBS |



FEMALE FITTINGS

| PART NO. | USE WITH HOSE SERIES | WEIGHT |
|-----------|---|---------|
| F08FS8 | LLBU, SLBU, LLGR, SLGR, LHBK, SLLHBK-08 | .29 LBS |
| F12FS12 | SPOR, SLSPOR, HPBU, SLHPBU-12 | .52 LBS |
| F16FS16 | SPOR, SLSPOR, HPBU, SLHPBU-16 | .81 LBS |
| FAR08FS8 | LAGR-08 | .38 LBS |
| FAR12FS12 | SAOR, HABU-12 | .60 LBS |
| FAR16FS16 | SAOR, HABU-16 | .90 LBS |
| FHP08FS8 | SHBK, SLSHBK-08 | .32 LBS |



DIES

| PART NO. | USE WITH HOSE SERIES | WEIGHT |
|----------|---|----------|
| DS06 | LLGR, SLGR-06 | 2.29 LBS |
| DS08 | LLBU, SLBU, LLGR, SLGR, LHBK, SLLHBK-08 | 2.19 LBS |
| DS085 | LLRD, SLRD-08 | 2.20 LBS |
| DS10 | SPOR, SLSPOR-10 | 1.87 LBS |
| DS12 | SPOR, SLSPOR, HPBU, SLHPBU-12 | 1.99 LBS |
| DS16 | SPOR, SLSPOR, HPBU, SLHPBU-16 | 1.74 LBS |
| DS20 | SPOR, SLSPOR-20 | 1.39 LBS |
| DSAR08 | LAGR-08 | 2.13 LBS |
| DSAR12 | SAOR, HABU-12 | 1.9 LBS |
| DSAR10 | SAOR-10 | 1.97 LBS |
| DSAR16 | SAOR, HABU-16 | 1.63 LBS |
| DSAR20 | SAOR-20 | 1.21 LBS |
| DSHP08 | SHBK, SLSHBK-08 | 2.15 LBS |
| DSHP10 | SHBK, SLSHBK-10 | 2.18 LBS |



MALE SWIVEL FITTING

| PART NO. | USE WITH HOSE SERIES | WEIGHT |
|-----------|----------------------|---------|
| F06MSNPT6 | LLGR, SLGR-06 | .21 LBS |



FOR AVAILABILITY OF PRODUCTS AND SIZES SHOWN, PLEASE REFER TO THE BACK PAGE FOR YOUR NEAREST STOCKING LOCATION. BECAUSE WE CONTINUALLY EXAMINE WAYS TO IMPROVE OUR PRODUCTS, WE RESERVE THE RIGHT TO ALTER SPECIFICATIONS OR DISCONTINUE PRODUCTS WITHOUT PRIOR NOTICE.



Fittings & Accessories for Piranha Hoses & Swaging Equipment

MALE PUSHERS



| PART NO. | USE WITH HOSE SERIES | WEIGHT |
|----------|---|----------|
| DPT06 | LLGR, SLGR-06 | 2.33 LBS |
| DPT08 | LLBU, SLBU, LLGR, SLGR, LLRD, SLRD, LHBK, SLLHBK, SHBK, SLSHBK-08 & SHBK, SLSHBK, SPOR, SLSPOR-10 | 2.23 LBS |
| DPT12 | SPOR, SLSPOR, HPBU, SLHPBU-12 | 2.11 LBS |
| DPT16 | SPOR, SLSPOR, HPBU, SLHPBU-16 | 1.81 LBS |
| DPT20 | SPOR, SLSPOR-20 | 1.66 LBS |
| DPTAR08 | LAGR-08 | 2.19 LBS |
| DPTAR10 | SAOR-10 | 2.19 LBS |
| DPTAR12 | SAOR, HABU-12 | 2.07 LBS |
| DPTAR16 | SAOR, HABU-16 | 1.77 LBS |
| DPTAR20 | SAOR-20 | 1.39 LBS |

FEMALE PUSHERS



| PART NO. | USE WITH HOSE SERIES | WEIGHT |
|-----------|---|----------|
| DPT08FS | LLBU, SLBU, LLGR, SLGR, LHBK, SLLHBK, SHBK, SLSHBK-08 | 2.18 LBS |
| DPT12FS | SPOR, SLSPOR, HPBU, SLHPBU-12 | 1.87 LBS |
| DPT16FS | SPOR, SLSPOR, HPBU, SLHPBU-16 | 2.18 LBS |
| DPTAR08FS | LAGR-08 | 2.75 LBS |
| DPTAR12FS | SAOR, HABU-12 | 2.47 LBS |
| DPTAR16FS | SAOR, HABU-16 | 2.1 LBS |

NOTE: THE USE OF FITTINGS AND ASSEMBLY TOOLING OTHER THAN THAT SUPPLIED BY PIRANHA HOSE PRODUCTS IS AT THE RISK AND LIABILITY OF THE USER.

MENDERS



| PART NO. | USE WITH HOSE SERIES | WEIGHT |
|-----------|---|----------|
| F08MEND | SHBK, SLSHBK-08 | .34 LBS |
| F10MEND | SPOR, SLSPOR-10 | .34 LBS |
| F12MEND | SPOR, SLSPOR, HPBU, SLHPBU-12 | .54 LBS |
| F16MEND | SPOR, SLSPOR, HPBU, SLHPBU-16 | .77 LBS |
| F20MEND | SPOR, SLSPOR-20 | 1.22 LBS |
| FAR08MEND | LAGR-08 | .39 LBS |
| FAR12MEND | SAOR, HABU-12 | .69 LBS |
| FAR16MEND | SAOR, HABU-16 | .98 LBS |
| FLL08MEND | LLBU, SLBU, LLGR, SLGR, LHBK, SLLHBK-08 | .32 LBS |
| FA10MEND | SHBK, SLSHBK-10, | .44 LBS |

HORIZONTAL SWAGE TOOL

A PIRANHA SUPPLIED SWAGING MACHINE IS REQUIRED FOR THE INSTALLATION OF END FITTINGS AND MENDERS. ALL ASSEMBLY TOOLING IS DESIGNED AND PRODUCED TO BE COMPATIBLE WITH THE PIRANHA HOSE PRODUCTS SUPPLIED SWAGING MACHINES.

| PART NO. | WEIGHT |
|------------|----------|
| SWAGE HAND | 25.5 LBS |



HAND OPERATED HYDRAULIC SWAGING MACHINE

| PART NO. | WEIGHT |
|----------------|--------|
| SWAGE-HYDSALES | 59 LBS |



FOR AVAILABILITY OF PRODUCTS AND SIZES SHOWN, PLEASE REFER TO THE BACK PAGE FOR YOUR NEAREST STOCKING LOCATION. BECAUSE WE CONTINUALLY EXAMINE WAYS TO IMPROVE OUR PRODUCTS, WE RESERVE THE RIGHT TO ALTER SPECIFICATIONS OR DISCONTINUE PRODUCTS WITHOUT PRIOR NOTICE.





Cautionary Statement

All products sold and distributed by Piranha Hose Products are in the nature of commodities and they are sold by published specifications and not for particular purposes, uses, or application. Purchaser shall first determine their suitability for the intended purposes, uses or applications and shall either conduct its own engineering studies or tests, or retain qualified engineers, consultants or testing laboratories and consult with them before determining the proper use, suitability or propriety of the merchandise or Products for the intended purposes, uses, or applications.

Piranha Hose Products ("Seller") does not recommend that the Products for any particular purpose, use or application, and the Purchaser or user thereof shall assume full responsibility for the suitability, propriety, use and application of the Products. Purchaser shall follow all instructions contained in Seller's catalogs, brochures, technical bulletins and other documents regarding the Products. The Products, including but not limited to, hose, tubing or couplings, may fail due to the use or conveyance of substances at elevated or lowered temperature or at excessive pressure, the conveyance of abrasive, injurious, flammable, explosive, or damaging substances.

Hose or tubing used in bent configurations will be subjected to increased abrasion. Hose clamps or couplings may loosen after initial installations and all sections of hose and tubing including connections, couplings, clamps, conductivity and bonding should be inspected frequently, regularly, consistently, and should be replaced, adjusted or re-tightened for the avoidance of leakage, for the prevention of injuries or damages, and for general safety purposes. Except as indicated in its Limited Warranty, Seller shall not be liable or responsible for direct or indirect injuries or damages caused by or attributed to the failure or malfunction of any Products sold or distributed by it.

Purchasers or users of the Products should frequently and consistently undertake inspections and protective measures with respect to the use and application of Products, which should include the examination of tube and cover, conditions of the hose or tubing, and the identification, repair or replacement of sections showing cracking, blistering, separations, internal and external abrasions, leaking or slipped couplings or connections and make proper proof tests.

Limited Warranty

The Products sold or distributed by Seller are warranted to its customers to be free from defects in material and workmanship at the time of shipment by us, subject to the following provisions. ALL WARRANTY CLAIMS SHALL BE MADE WITHIN SIX (6) MONTHS AFTER SELLER SHIPPED THE PRODUCTS. SELLER'S LIABILITY HEREUNDER IS LIMITED AT SELLER'S EXCLUSIVE DISCRETION, TO 1) THE PURCHASE PRICE OF ANY PRODUCTS PROVIDING DEFECTIVE; 2) REPAIR OF ANY DEFECTIVE PRODUCT OR PART THEREOF; OR 3) REPLACEMENT OF ANY DEFECTIVE PRODUCT OR PART UPON ITS AUTHORIZED RETURN TO SELLER.

THIS WARRANTY IS IN LIEU OF AND EXCLUDES ALL OTHER WARRANTIES, EXPRESSED, IMPLIED, STATUTORY, OR OTHERWISE CREATED UNDER APPLICABLE LAW INCLUDING, BUT NOT LIMITED TO, THE WARRANTY OF MERCHANTABILITY AND THE WARRANTY OF FITNESS FOR A PARTICULAR PURPOSE. IN NO EVENT SHALL SELLER OR THE MANUFACTURER OF THE PRODUCT BE LIABLE FOR SPECIAL, INCIDENTAL, OR CONSEQUENTIAL DAMAGES INCLUDING LOSS OF PROFITS, WHETHER OR NOT CAUSED BY OR RESULTING FROM THE NEGLIGENCE OF SELLER AND/OR THE MANUFACTURER OF THE PRODUCT, UNLESS SPECIFICALLY PROVIDED HEREIN. IN ADDITION, THIS WARRANTY SHALL NOT APPLY TO ANY PRODUCTS OR PORTIONS THEREOF WHICH HAVE BEEN SUBJECTED TO ABUSE, MISUSE, IMPROPER INSTALLATION, MAINTENANCE, OR OPERATION, ELECTRICAL FAILURE OR ABNORMAL CONDITIONS, AND TO PRODUCTS WHICH HAVE BEEN TAMPERED WITH, ALTERED, MODIFIED, REPAIRED, REWORKED BY ANYONE NOT APPROVED BY SELLER, OR USED IN ANY MANNER INCONSISTENT WITH THE PROVISIONS OF THE "CAUTIONARY STATEMENT" ABOVE OR ANY INSTRUCTIONS OR SPECIFICATIONS PROVIDED WITH OR FOR THE PRODUCT.

10/2009



DVR PROCAM™

MINI-CAMERA SYSTEM



The **ProCam DVR**, is an extremely compact and lightweight camera system you can't live without. Having the same high quality standards and durability you have come to expect from UEMSI, the ProCam DVR system is setting the new standard of the industry. It incorporates the latest technology, which includes a 10.4" color LCD monitor and a DVR player/recorder that records directly to an SD card. This equipment is housed in a heavy-duty case, with a total weight of only 17 pounds. The ProCam DVR system not only operates on both 110 VAC and 12VDC, but also has a rechargeable battery pack option available. The system is designed for inspecting sewer pipelines, HVAC ducts, chimneys and other enclosed cavities.

Standard with the ProCam DVR system is UEMSI's proven multi-conductor, nylon-jacketed video push cable. It is the strongest in the industry enabling the user to push long runs, yet flexible to handle tight corners in small pipe. The cable also includes a water-blocking gel inside to prevent water infiltration, if it were to become damaged.

STANDARD FEATURES:

- 10.4" color LCD monitor
- DVR player/recorder that records directly to an SD card
- CM-1 Color camera
- Hand held microphone
- Variable light intensity
- Snap-on sun shield
- Video and audio output RCA connections
- Heavy-duty case weighing 17 lbs.
- 200' of nylon jacket push cable with water-blocking gel
- Capable of inspecting a minimum of 2" straight pipe
- Cable reel made of lightweight, heavy-duty steel tubing
- Lightweight and durable aluminum camera housing
- 4" – 6" Brush skid
- 110 VAC or 12 VDC operation

UPGRADE OPTIONS:

Pro Eye Self-Leveling Color Camera Head: The Pro Eye self-leveling camera head automatically keeps the picture upright, and is available on both the ProCam DVR and DVR Ultra. It is 1.67" OD x 2.375" L and has 21 white LEDs.

CH-3 Color Camera Head: The CH-3 camera head is used for televising larger pipelines, and is available on both the ProCam DVR and DVR Ultra. It is 2.25" OD X 3" L and has 12 high-output LEDs.

Data Display I Package: This package is standard on the ProCam DVR Ultra and includes a mini-keyboard to add on-screen text, and an on-screen digital footage counter.

Specifications

REEL ASSEMBLY

- Durable steel construction
- Maintenance-free slip ring
- Rugged wheels for easy mobility
- Fiberglass rod imbedded in video cable for rigidity
- 4" flexible spring for easy bend negotiation
- Reel dimensions: 34" H x 14" W x 30" L
- Reel weight w/200' of cable: 49 lbs.
- Hand brake prevents reel from turning during transport
- EZ Termination for faster field service
- Cable Quick Disconnect for easy cable replacement

CM-1 COLOR CAMERA HEAD

- Video output: 1.0 V p-p NTSC standard, 75 ohm
- Imaging device: 2 lux solid state
- 2:1 interlace scanning
- Scan frequency: 15.734 KHz; 59.9 Hz
- 300,000 pixels
- 460 lines (h) resolution
- 100-degree lens, 2.5 mm, f 1.8
- O-Ring sealed aluminum housing
- Equipped with 15 white LEDs
- Variable light output
- Light head housing: High strength, clear polycarbonate
- Camera dimensions: 1.4" OD x 2" L

POWER CONTROL UNIT

- Rugged, lightweight, briefcase-style power control unit case
- Hinged lid with built-in storage compartment
- Power indicator LED
- Monitor and camera controls with variable light intensity
- 10.4" color LCD monitor
- DVR player/recorder that records directly to an SD card
- Snap-on sun shield
- Video and audio output connections
- Light head power supply: 0-12 VDC
- Case dimensions: 5.375" H x 14.25" W x 16.375" L
- Weight: 17 lbs

Options



Self Leveling Color Camera



CM-3 Camera for Televising larger Pipe



Tracker In-Line transmitter



Brush, Aluminum & Roller type Skids



Tracker II Locating Receiver



AC Battery pack Kit

PREDATOR

Portable Mainline System



Standard Features

- 10.4" sunlight readable color LCD monitor
- Built-in DVR with an SD Card Reader
- Data Display II system with digital
- On-screen footage and keyboard
- Heavy-duty portable reel with auto level-wind
- Prowler wheeled transporter
- Explorer Zoom pan & tilt camera
- Wired hand-held remote control
- Aluminum manhole roller

The **Predator Advantage Portable Mainline System** is extremely versatile. It will grow with you as your company grows, as it is an investment not only for the present, but also for the future. Mainline inspections are easily conducted when the Predator Advantage PCU is paired with a portable mainline reel and a transporter.

Comes standard with a 10.4" sunlight readable color LCD monitor, and a DVR recorder that records directly to an SD card. It has a built-in tractor and lighthead controller, and can control the Explorer Zoom pan & tilt camera via the wired hand held remote. The portable mainline reel is the best of both worlds, as it is light enough to be portable, and heavy enough for televising large pipe. It includes power rewind and automatic level-wind, plus comes standard with 500' of nylon-jacketed video cable. This system can be purchased with either a **Trax Jr.**, which is track driven for 6"- 15" pipe, or the **Prowler wheeled transporter** for 8" - 48" pipe.

JET CAM

Portable Mainline System



Standard Features

- 10.4" sunlight readable color LCD monitor
- Built-in DVR, which records to an SD card
- AC/DC operation
- Variable controlled light intensity
- Video and audio output connections
- 40" interface cable
- 600' of flexible video cable
- Heavy-duty reel w/electric rewind motor
- Electrical slip ring assembly
- Nozzle assembly with camera adapter
- Pro Eye self-levelling color camera
- Auxiliary lighthead,
- 6", 8"-10", and 12" skid assemblies

The **Jet Cam Portable Mainline System** can be easily used with any existing sewer jetter. It uses the jetters water pressure system to propel the camera down the sewer line as far as the sewer hose can reach.

The PCU comes standard with a 10.4" sunlight readable color LCD monitor, and a DVR player/recorder that records directly to an SD card. It has a built-in lighthead controller.

Comes with heavy duty electric rewind reel and 6"- 12" skids for televising pipe up to 24"

Portable Jetters

Small Powerful Jetters for Unstopping Sewer lines 2” - 6”
and Pressure Washing Graffiti / Parking lots.

Options

- Portable Jetters rated 1500-4000psi
- Flows available from 2 - 5 gpm
- 13 Hp Honda engine or Electric powered
- Heavy Duty Triplex plunger pump with stainless steel valves.
- Pumps handle fluids up to 160° degrees
- Compact Frame Dimensions
- Power Pulse Feature available
- Adjustable pressure
- 3/8" x 200' Jetter hose
- Powder coated frame
- Heavy Duty Tires & Rims
- Removable reel with shut off valve (Some models)
- 3 Year warranty on Engine
- 5 Year warranty on Pump
- Lifetime warranty on frame welds
- Toolbox Style and Electric models available



PN: PJ-4/3000HD



PN: PJ-4/3000C



Toolbox Jetter

PN: PJ-4/3000B



PN: PJ-4/3000

*** Call for more detailed information and specifications ***

High Performance Jetters



7040 SC



3510 FC



3518 SC



7030 SC



JVLT Series



3540 SC

Standard Options:

- GPMS up to 65
- Pressures from 2000 to 4000
- Rotating hose reel (most models)
- Variable speed control
- Hose sizes 1/2" to 1"
- UV polyethylene tank
- Manhole w / screen
- Toolbox
- One Flusher Nozzle
- One Penetrator Nozzle
- Air purge system
- 12V Power supply outlet
- Level wind guide
- Leader hose
- Murphy shutdown system (most models)

Available Options:

- Arrowboard
- Fixed Strobe Light
- Fixed rotating beacon light
- Side panels painted
- Pintle hitch
- Wireless remote option
- Level wind guide with counter
- Washdown gun with 25' hose
- Cold weather recirculation
- 25' fill hose
- Steel or Aluminum diamond plate tank shroud
- 3" by 36" tiger tail
- Auto level wind guide
- Low water shut down
- Camera system

*** Government funding available! Call for more information ***

High Performance Truck Mount Jetter



Standard Options:

- 65-110 HP Cummins diesel engine
- Triplex Pump 18-65 GPM @ 2000-4000 PSI
- Swinger Reel—190° Pivot
- 700 Gallon Polyethylene Tank
- High-Impact Thermoplastic Sewer Hose
- Two nozzles: Penetrator & Flusher
- Tool tray / catwalks with skirting
- PVC tank drain valve with stainless steel strainer
- Direct driven “live” hydraulic system w/17 gal. tank
- 17-gallon fuel tank with cap-mounted gauge
- Air purge system
- 20’ Leader hose contrasting color
- Level wind guide
- Two (2) aux 12V power supply outlets
- 2” PVC fill pipe

Available Options:

- 100’ or 200’ 3/4” Extra Hose on Main Reel
- Anti-Freeze System
- Arrow Board
- Auto Level Wind Guide Mounted
- Cone Holder Only
- Custom Decals (two)
- Foot Control Swinger
- Garden Hose Reel 1/2” - 50’
- IntelACount
- Level Wind Guide w/Counter
- Low Water Shutdown
- Paint—Custom (Paint Code Required)
- Paint—Safety Yellow or White Enamel
- Recirculation System
- Wireless Remote

*** Government funding available! Call for more information ***

B-6 SERIES



General Specifications:

- 6 cu. yd. capacity
- Hydraulic power up/down debris tank
- 45° dumping angle
- Self aligning closure seal
- Top-hinged full opening rear door
- Two 5" liquid level sight eyes
- Debris deflector plate
- Double strainer for rear door
- Four mechanical rear door locks
- Rear door power up/down cylinder
- Stainless steel ball check valve
- 6" quick opening rear door valve
- Triplex reciprocating
- 35-45 GPM @ 2000 psi
- PolyChain drive for quitter operation
- Wash down gun connection with 35' hose
- 800 PSI (55 bar) relief valve
- Split shaft transfer case
- Pneumatic shifting
- Rear mounted
- 180° hydraulic articulation
- Automatic positioning lock
- 650' x 3/4" hose capacity
- Reel speed control valve
- Hose level wind
- Pneumatic foot control valve
- Automatic positioning lock
- Vacuum/pressure gauge
- Tachometer
- 270° hydraulic rotation
- Portable pendant, controls all functions
- 6" extra heavy duty rubber intake hose
- Extends to 14.5' from base
- Positive displacement exhauster
- 2100 CFM (3568m³/hr) operating capacity
- Belt drive
- Muffler Drive
- Micro-filter/centrifugal separator
- Vacuum relief valve
- 500 gal. usable capacity
- 3/8" UV stabilized polyethylene
- Saddle tanks independent of debris tank
- 2 liquid level indicators
- Removable inspection covers
- 6" x 8' aluminum extension tube
- 6" x 6' aluminum intake tube
- 15" penetrator nozzle
- 35" flushing nozzle
- Manhole hose guide
- Two side tool boxes
- Tube storage carriers on front bumper

*** Government funding available! Call for more information ***

Dyna-Vac

DHE500 Trailer Vac




General Specifications:

- 500 Gallon Fill Capacity
- 100 Gallon Poly Water Tank
- Yanmar 35.9 H.P. Diesel Engine
- Triplex Water Pump Rated 4GPM, 4000PSI
- Roots Positive Displacement Vacuum Pump
- Rated 598cfm @ 16in-hg
- Full Instrument Control Panel
- Belt and pulley Drive
- 12 Gallon Stainless Steel Fuel Tank with Level Gage
- High Efficiency Exhaust Silencer w/ Rain Cap
- Cyclonic Inlet Air Filtration System with Pleated Wire Element (washable)
- 0-30" Hg Stainless Steel Vacuum Gage
- Full Opening Rear Door with Hydraulic Door Lift, 1"
- 2" Decant Valve, Half way Up Tank
- (3) 2" Level Site Eyes, Polycarbonate Lens, Screw In
- Hydraulic Dumping Tank with Twin Cylinder Hoist, 50deg
- Tank Dump and Door
- Primary Shut-Off w/ 8" Stainless Steel Float Ball
- 3" vacuum Relief Valves
- 12,000GVW Tandem Axle
- Torsion bar Axles with Electric Brakes W/ 16" Tires and Rims
- Diamond Plate Steel Fenders
- 5"x3"x1/4" Tubular Steel Frame Rails
- Brake Away Safety Kit
- Water Proof Recessed Taillights
- Electric over Hydraulic Power Unit
- Belt and Pulley System with Electric Clutch
- Hose Reel with 3/8" x 50' Handgun Hose
- High Pressure Trigger Gun W/ 24" Lance Extensions
- 3"x72" PVC Combination Emulsifier Gun
- Amber Strobe
- Overhead Work Lights
- (2) 3"x25ft Vacuum Hose
- Internal UHMW Polyethylene Liner

Available Options:

- John Deere Liquid Cooled Diesel Engine
- Steel, Trailer, Tongue Mounted Tool Box
- Anti-Freeze System with 7 Gallon Tank
- Hydro-Excavating System
- 800 Gallon Fill Capacity
- 200 Gallon Water Tank
- 4" Power Boom system
- Aluminum Boom Tubes

*** Government funding available! Call for more information ***



Thank you for your business!

The Rumfola Sales Team

10898 N. Dual St. Baton Rouge, LA 70814

225-757-5339

www.rumfolasales.com