

Savanna Sorting Mats & Cards

Savanna Wet Season

Savanna Dry Season


Savanna Plant Adaptations

Store Water



Life on the Savanna

Savanna Animal Classification



Sort the animal cards according to the time the animal is active. Turn a card over to learn more.

Ave

Mammalia

Arthropod

Amphibia

Reptilia

Diurnal

5 Sorting Mats
64 Plant & Animal Cards
3 Levels: PS-1, 2-3, 4-6

Thanks for taking the time to check out this savanna product. I hope you and your kids will enjoy the included sample for grades 2-3!



Flat Topped Acacia (Umbrella Tree)

Umbrella Thorn Acacia: Photo by Stolz Cary M, U.S. Fish and Wildlife Service, via Pixabay.com.



Candelabra Tree

Candelabra Tree: Photo by Nevit Dilmen, via Wikimedia Commons. [Creative Commons License Attribution Share Alike 3.0](#).



Elephant Grass

Elephant Grass: Photo by Hars, via Pixabay.com.




Red Oat Grass

Red Oat Grass: Photo by Mariamichelle, via Pixabay.com.



Jackalberry Tree

Jackalberry Tree: Photo by Mammalwatcher, via Wikimedia Commons.



Yellow Bark Acacia (Fever Tree)

Where Does it Live? Near Water
How Plants Adapt to the Savanna:
Defenses: thorns, leaves taste bad
Small Leaves
Special Roots
Season: Pictured in **Wet Season**

Jackal

Where Does it Live?
Grasslands, Scrublands, Woodlands
Animal Classification: Mammal
Nocturnal
Season: Pictured during season change

24 "Plants of the Savanna" Sorting Cards
 Self Checking for use with Sorting Mats
 3 Levels: PS-1, 2-3, 4-6



African Bullfrog

African Bullfrogs (Pyxicephalus adspersus): Photo by Lshears, via Wikimedia Commons.



Elephant

Tanzanian Elephants: Photo by dpatifci, via Pixabay.com.



Flamingo

Flamingo Flock: Photo by PDPics, via Pixabay.com.



Meerkat

Meerkat Family: Photo by Karen Arnold, via Public Domain Pictures.net.



Emperor Scorpion

Emperor Scorpion: Photo by freeikon, via Pixabay.com.



African Striped Skink

Where Does it Live?

Kopjes, **Grasslands**, **Woodlands**

Savanna Animal Sort: **Reptiles**

Diurnal (Day)

Season: Pictured in **Dry Season**

Impala

Where Does it Live?

Grasslands, **Near Woodlands**

Animal Classification: **Mammal**

Diurnal, Some Nocturnal

Season: Pictured in **Dry Season**

40 "Animals of the Savanna" Sorting Cards
Self Checking for use with Sorting Mats
3 Levels: **PS-1**, 2-3, 4-6

Sort the Animals

Birds

Mammals

Arthropods

Amphibians

Reptiles

Look at a card. What animal is it? Put it in the right box.

Wet

Dry

Look at the cards. What season does it show? Sort the cards and see if you are right.

Where Does it Live?

Kopjes

Trees

Grass

Water

Bushes

Look at a card. Where does it live? Put it in the box. See if you are right.

Day

Night

Look at each animal card. Is it busy in the day or in the night? Sort them and see if you are right!

PS-Grade 1 Sorting Mats

Savanna Animal Sort

Birds

Mammals

Arthropods

Amphibians

Reptiles

Sort the animal cards by the class each belongs in. Turn a card over to learn more.

How Plants Adapt to the Savanna

Defenses

Goes Dormant

Stores Water

Small Leaves

Special Roots

Look at each plant card. What changes has the plant made to help it live on the savanna? Turn the card over to check your answer.

Where Does it Live?

Kopjes

Woodlands

Bushlands

Grasslands

Water

Sort the cards by where they are found on the savanna. Turn them over to learn more.

Wet Season

D

Look at each card. Does it show the wet season or the dry season? Sort the cards on the mat. Turn them over to check your answer.

Sort the animal cards by when the animal is most busy. Turn a card over to learn more.

Diurnal (Day)

Nocturnal (Night)

Grades 2-3 Sorting Mats

Savanna Animal Classification

A sorting mat for savanna animals. It features a savanna landscape with various animals and plants. The animals are grouped into taxonomic categories, each with a colored box for sorting:

- Ave** (red box): An ostrich.
- Mammalia** (black box): A lion.
- Arthropod** (white box): A scorpion.
- Amphibia** (yellow box): A frog.
- Reptilia** (blue box): A snake.

Instruction: Sort the animal cards according to their classification. Turn a card over to learn more.

Savanna Plant Adaptations

A sorting mat for savanna plants. It features a savanna landscape with various plants. The plants are grouped into adaptation categories, each with a colored box for sorting:

- Defenses** (red box): A cactus-like plant with spines.
- Dormancy** (yellow box): A small, dormant tree.
- Store Water** (blue box): A baobab tree.
- Special Roots** (white box): A tree with specialized root structures.
- Small Leaves** (black box): A tree with small, waxy leaves.

Instruction: Sort the plant cards according to how each one has adapted to life on the savanna. Some plants have more than one adaptation. Turn the card over to learn more.

Life on the Savanna

A sorting mat for savanna features. It features a savanna landscape with various geographical features. The features are grouped into categories, each with a colored box for sorting:

- Kopjes** (white box): Rock formations.
- Woodlands** (yellow box): A savanna woodland.
- Grasslands** (red box): A savanna grassland.
- Water** (blue box): A water hole.
- Scrublands** (green box): A savanna scrubland.

Instruction: Sort the cards according to where they may be found on the African savanna. Turn a card over to learn more.

Savanna Wet Season

Savanna Dry Season

A sorting mat for savanna seasons. It features a savanna landscape with various plants and animals. The plants and animals are grouped into seasonal categories, each with a colored box for sorting:

- Wet Season** (green box): A large green plant.
- Dry Season** (orange box): A small, dry plant.
- Water** (blue box): A water hole.
- Grasslands** (red box): A savanna grassland.
- Scrublands** (green box): A savanna scrubland.

Instruction: Sort the cards according to which season is displayed. Turn a card over to learn more.

Sort the animal cards according to the time the animal is active. Turn a card over to learn more.

A sorting mat for savanna animal activity. It features a savanna landscape with a tree and a moon. The animals are grouped into activity categories, each with a colored box for sorting:

- Diurnal** (yellow box): A savanna landscape with a tree.
- Nocturnal** (white box): A savanna landscape with a moon.

Grades 4-6 Sorting Mats

Savanna Safari

Sorting Cards & Mats

Introduction

Students may use these self-checking study cards to learn more about the plants and animals the African savanna. You may make one or two sets of cards and use them at a center, as a free time activity, or with the supervision of a classroom volunteer, or you may make enough sets so the whole class can use them in small groups at the same time. They may be used with the **sorting mats** to help students learn more about classification, and characteristics of savanna plants and animals. The cards come in 3 levels and are color coded: **PS-Grade 1**, **Grades 2-3**, and **Grades 4-5**.


Here are some ways to work with them:

- Select an appropriate sorting mat and the cards that work with it. HBirds the students look at the back of each card to find where that item belongs on that particular mat. Once they learn the characteristics of the items, they can sort the cards and use the back to check their answers. They will quickly learn some difficult concepts using these materials. Focus on one concept at a time for instruction.
- Use the cards in a Venn diagram designed by you or the students.
- HBirds students select a card for further research.
- Students may randomly select cards to use as characters or props in a writing assignment.
- List ways the plants and animals adapt similarly, and how they are different in their types of adaptations.
- Students may also research other plants and animals, and make cards to add to your collection. A Microsoft Word® Template is included for this purpose. Print out the directions (page 5 of the Word Document) and laminate them. Keep them by your computer for student use.

Preparation:

1. Run off on photo paper (for best results), cover stock, or heavy white drawing paper, 2 sided. Make sure you feed the pages through the printer so the answers on the back face the same direction as the images on the front of each card. (Print these pages back-to-back: 2-3, 4-5, 6-7, 8-9, 10-11, 12-13, 14-15, 16-17)
2. Laminate.
3. Cut the cards apart on the dotted lines on the back of each sheet.
4. Store in manila envelopes or zippered baggies. Use the image (above) to label the envelopes.

Make as many sets as you wish.



of

Savanna Safari

Sorting Mats

Students will use the sorting mats and the “Savanna Safari Sorting Cards” to learn more about the plants and animals of the African savanna. Three sets of cards and mats are included, appropriate for: **Grades Pre-school-First**, **Grades 2-3**, **Grades 4-5**. The sets are color coded so that you may use multiple levels in one setting, if you wish, but you only need to print the set needed for your grade level(s). Each mat features a study of plants or animals on the following subjects:

Animal Classification—Sort animal cards into Birds, Mammals, Reptiles, Amphibians, and Arthropods.

Diurnal or Nocturnal—Sort animal cards by their times of activity.

Plant Adaptations—Sort plant cards by ways they’ve adapted to life on the savanna. (Not included in PS-1.)

Savanna Seasons—Sort plant cards by how they appear during the dry or wet seasons.

Where It Lives—Sort plant and animals card by where they live on the African plains.

Students may use the cards to learn the information needed to make the sort by turning them over to see the “answer”, or they may use the cards to test themselves on information they have already learned, as the cards are self-checking.

Preparation:

1. Run off the mats you wish to use on photo paper (for best results), cover stock, tag, or heavy white drawing paper. Only run the mats needed for your grade level(s). One copy should be enough to place at a center, but you may make more if you wish. You may want to run them on “fast” or “draft” print mode to conserve ink. If run on photo paper they usually look very good at this print level.
2. Letter sized mats must be put together. Trim the inner margins, carefully line the two sides up, and tape them on the back. They will be near 11X17 in size, but not quite that large.
3. Laminate.
4. Trim.
5. Place in your museum or classroom center.

Uses:

- Students may look on the back of the sorting cards to learn new information about the plants and animals.
- Students may test themselves on previous or new learning.
- Use the mats as a setting for a story created by individuals, small groups, or the whole class.
- Draw cards from a pile to select “characters” for student created stories or reports.
- Select a card to do research and write a report.
- Play 20 Questions with the cards or mats.



Sort the animal cards by when the animal is most busy.
Turn a card over to learn more.



Diurnal (Day)



Nocturnal (Night)



Emperor Scorpion

Emperor Scorpion: Photo by freeikon, via Pixabay.com.



Hippopotamus

Hippo Group: Photo by werner22brigitte, via Pixabay.com.



Lion

Lion Pride: Photo by Mariamichelle, via Pixabay.com.



Ostrich

Ostrich Flock: Photo by cocoparisienne, via Pixabay.com.



Meerkat

Meerkat Family: Photo by Karen Arnold, via Public Domain Pictures.net.



Wildebeest

Wildebeest: Photo by JanMcCarthy, via Pixabay.com.



Zebra

Zebra: Photo by kolibri5, via Pixabay.com.



Flamingoes

Flamingo Flock: Photo by PDPfics, via Pixabay.com.

Hippopotamus

Where Does it Live?

Water, Near Grasslands

Savanna Animal Sort: **Mammal**

Nocturnal (Night) and **Diurnal (Day)**

Season: Pictured in **Wet Season**

Emperor Scorpion

Where Does it Live?

Grasslands, Woodlands, Near Water

Savanna Animal Sort: **Arthropods**

Nocturnal (Night), **Some Diurnal (Day)**

Season: Pictured in **Dry Season**

Ostrich

Where Does it Live?

Grasslands, Woodlands

Savanna Animal Sort: **Birds**

Diurnal (Day)

Season: Pictured in season change

Lion

Where Does it Live? **Grasslands**

Savanna Animal Sort: **Mammal**

Nocturnal (Night), **Some Diurnal (Day)**

Season: Pictured in **Dry Season**

Wildebeest

Where Does it Live?

Grasslands, Woodlands

Savanna Animal Sort: **Mammal**

Diurnal (Day) and Nocturnal (Night)

Season: Pictured in **Dry Season**

Meerkat

Where Does it Live?

Grasslands, Bushlands

Savanna Animal Sort: **Mammal**

Diurnal (Day)

Season: Pictured in **Wet Season**

Flamingo

Where Does it Live? **Water**

Savanna Animal Sort: **Birds**

Diurnal (Day)

Season: Pictured in **Wet Season**

Zebra

Where Does it Live? **Grasslands**

Savanna Animal Sort: **Mammal**

Diurnal (Day), **Some Nocturnal**

Season: Pictured in **Dry Season**