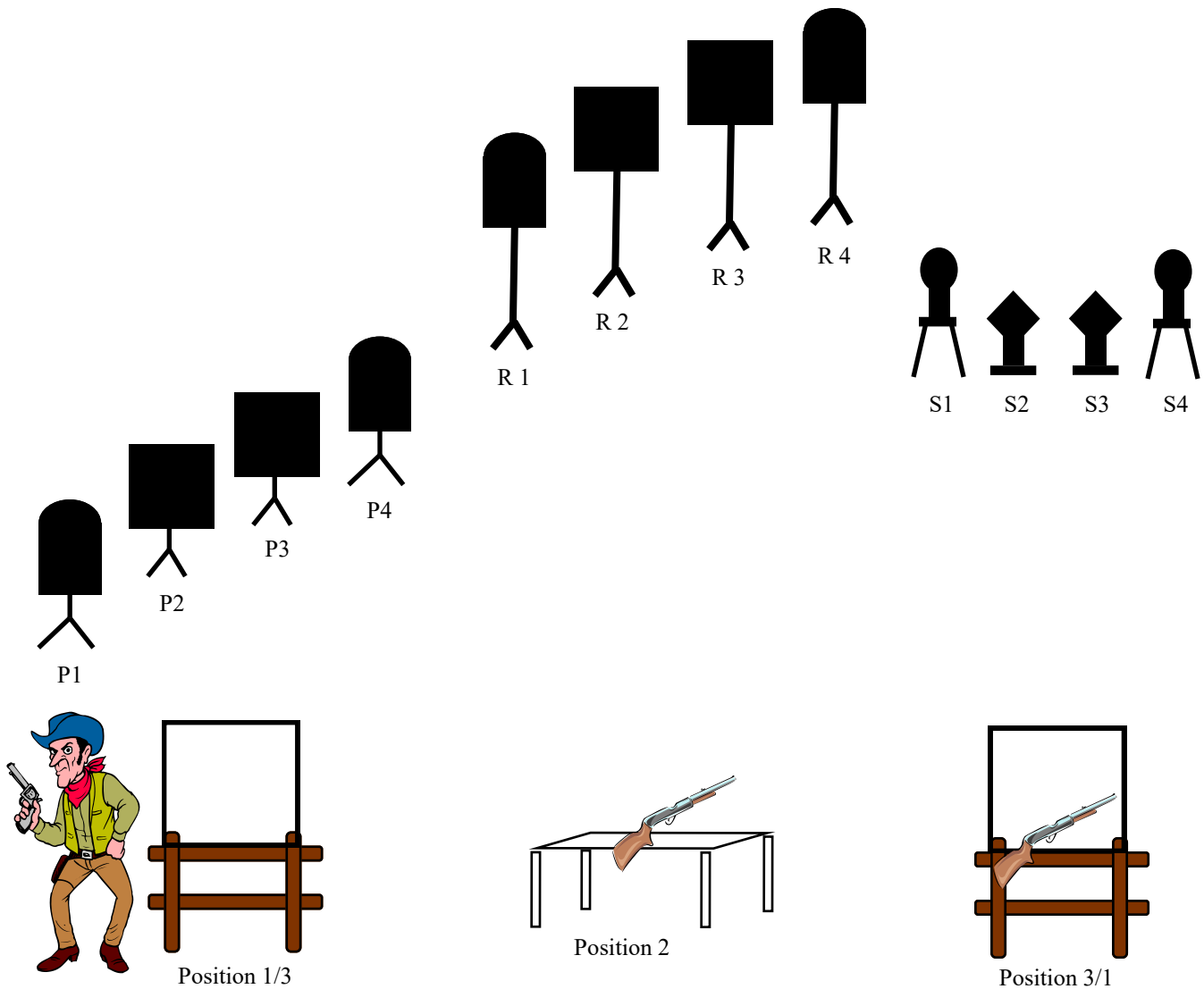


Stage 1
Bay 2
July 2018



10 PISTOL 10 RIFLE 4+ SHOTGUN

Staging Two pistols loaded with 5 rounds each and holstered. Rifle loaded with 10 rounds staged on the table at position 2. Shotgun staged in the window at position 3 with at least 4 shells on your person.

Gun sequence Pistols, rifle, shotgun or shotgun, rifle, pistols (shooter's choice).

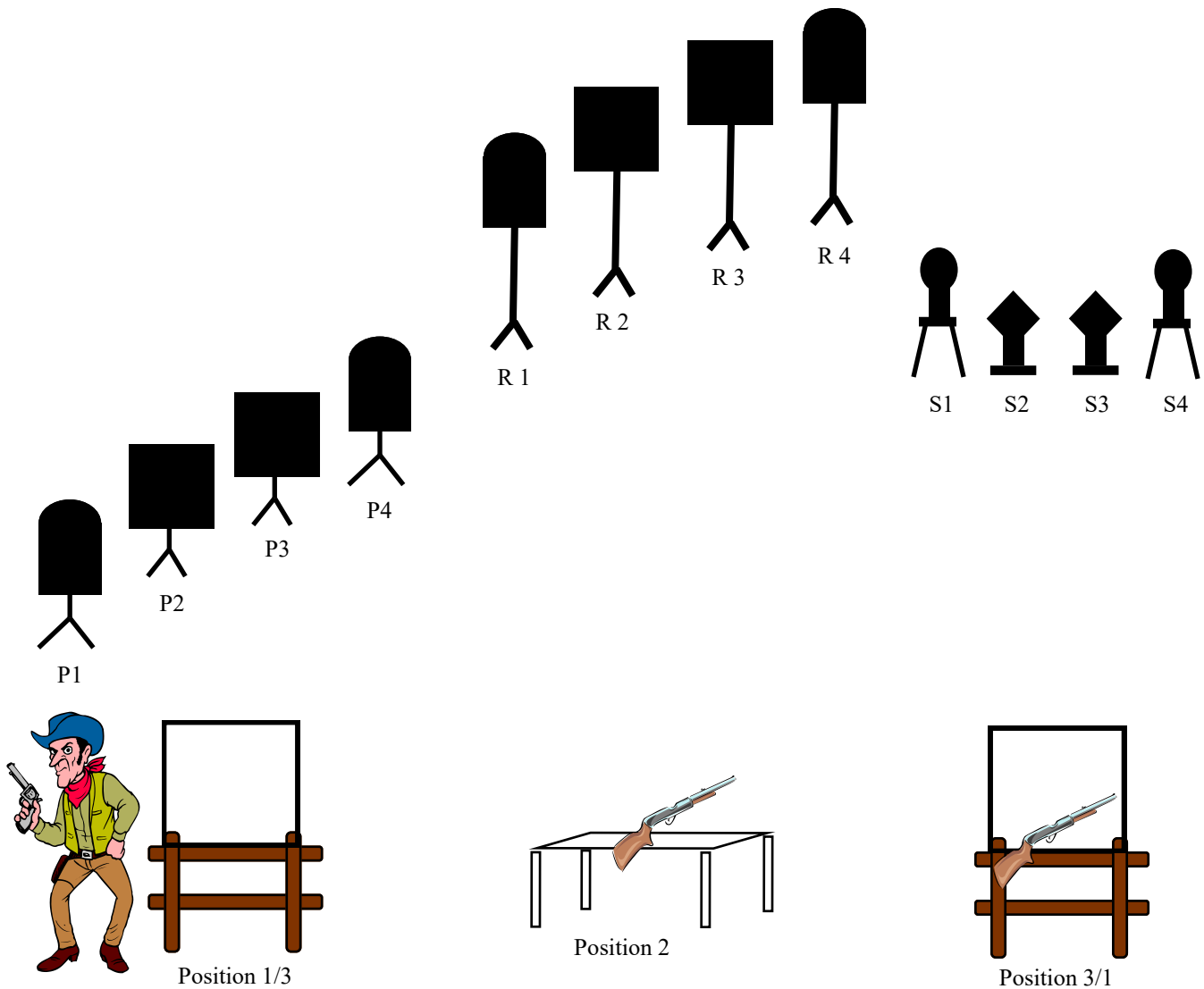
Start Standing at the **center** of the fence at position 1 (either fence – shooter's choice) with your hands on the window frame at shoulder height.

On Signal Starting on either end, with the pistols engage P1 thru P4 thru the window with a Missouri sweep (2 on 1, 1 on 2, 1 on 3, 2 on 4, 1 on 3, 1 on 2, 2 on 1).

Move to the table at position 2 and with the rifle, starting on either end, engage R1 thru R4 with a Missouri sweep (2 on 1, 1 on 2, 1 on 3, 2 on 4, 1 on 3, 1 on 2, 2 on 1).

Move to the window at position 3 and with the shotgun engage S1 thru S4 thru the window in any order.

Stage 2
Bay 2
July 2018



10 PISTOL 10 RIFLE 4+ SHOTGUN

Staging Two pistols loaded with 5 rounds each and holstered. Rifle loaded with 10 rounds staged on the table at position 2. Shotgun staged in the window at position 3 with at least 4 shells on your person.

Gun sequence Pistols, rifle, shotgun or shotgun, rifle, pistols (shooter's choice).


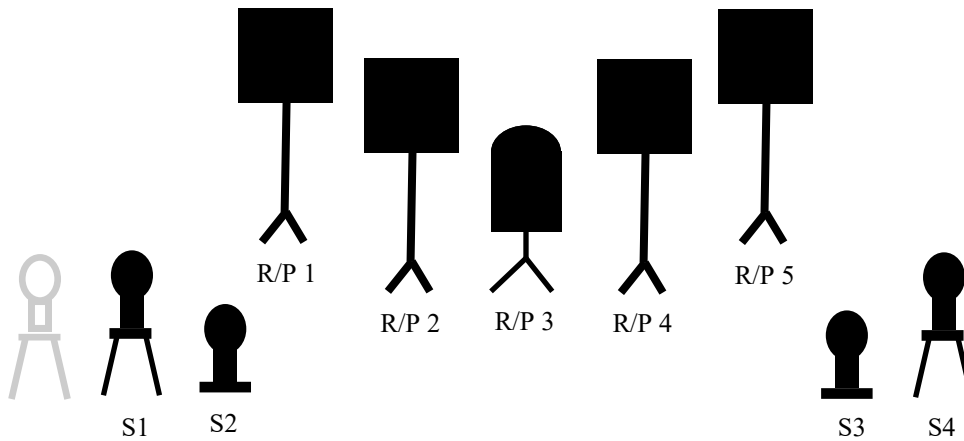
Start Standing at the **center** of the fence at position 1 (either fence – shooter's choice) with your thumbs tucked in your gunbelt.

On Signal Starting on either end, with the pistols engage P1 thru P4 thru the window with a Boss Hayes sweep (1-2-3-4-2-3-4-3-4-4).

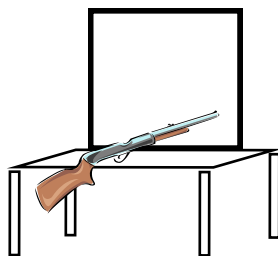
Move to the table at position 2 and with the rifle, starting on either end, engage R1 thru R4 with a Boss Hayes sweep (1-2-3-4-2-3-4-3-4-4).

Move to the window at position 3 and with the shotgun engage S1 thru S4 thru the window in any order.


Stage 3
Bay 3
July 2018




Position 4



Position 2



Position 1



Position 3

10 PISTOL 10 RIFLE 4+ SHOTGUN

Staging Two pistols loaded with 5 rounds each and holstered. Rifle loaded with 10 rounds in both hands at position 1. Shotgun staged in the left window at position 2 with at least 4 shells on your person.

Start Standing at the *center* of the fence at position 1 with the rifle in both hands.

Gun sequence Rifle, shotgun, pistols.

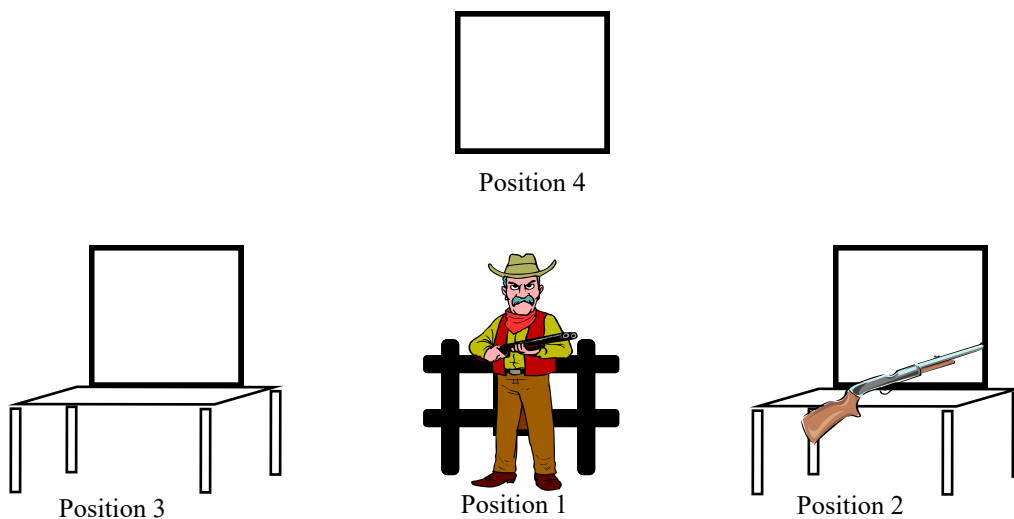
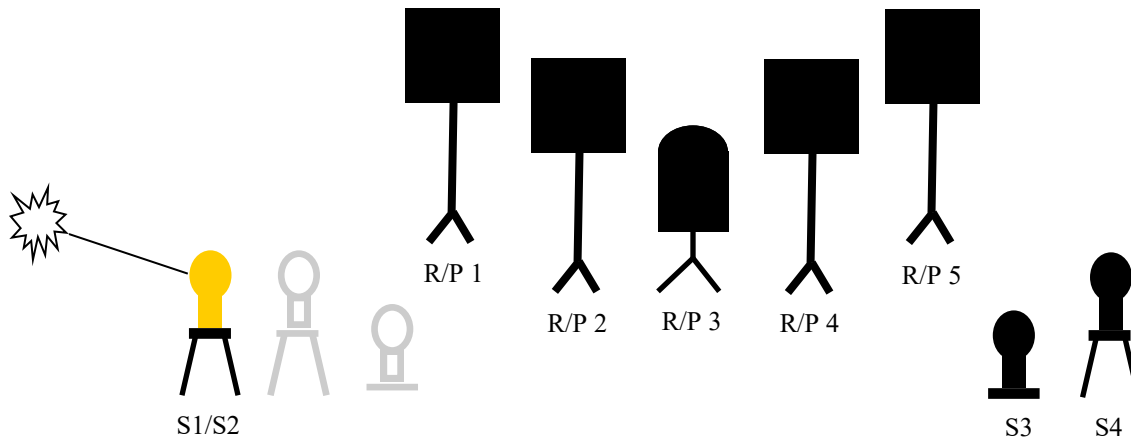
On Signal Starting on either end, engage R/P1 thru R/P5 with a Desperado sweep (1 on 1, 2 on 2, 4 on 3, 2 on 4, 1 on 5). Move to the left window at position 2 and **make the rifle safe at an angle to the left berm.**

At position 2, with the shotgun engage S1 and S2 thru the window in any order.

Move to the right window at position 3 and with the shotgun engage S3 and S4 thru the window in any order. **Make the shotgun safe at an angle to the right berm.** You may load your shotgun on the move as long as the action remains open.

Move to the shooter's square at position 4 and with at least one foot in the square, with the pistols, starting on either end, engage R/P1 thru R/P5 with a Desperado sweep (1 on 1, 2 on 2, 4 on 3, 2 on 4, 1 on 5).

Stage 4
Bay 3
July 2018



10 PISTOL 10 RIFLE 4+ SHOTGUN

Staging Two pistols loaded with 5 rounds each and holstered. Rifle loaded with 10 rounds in both hands at position 1. Shotgun staged in the right window at position 2 with at least 4 shells on your person.

Start Standing at the *center* of the fence at position 1 with the rifle in both hands and the barrel touching the top of the fence.

Gun sequence Rifle, shotgun, pistols.

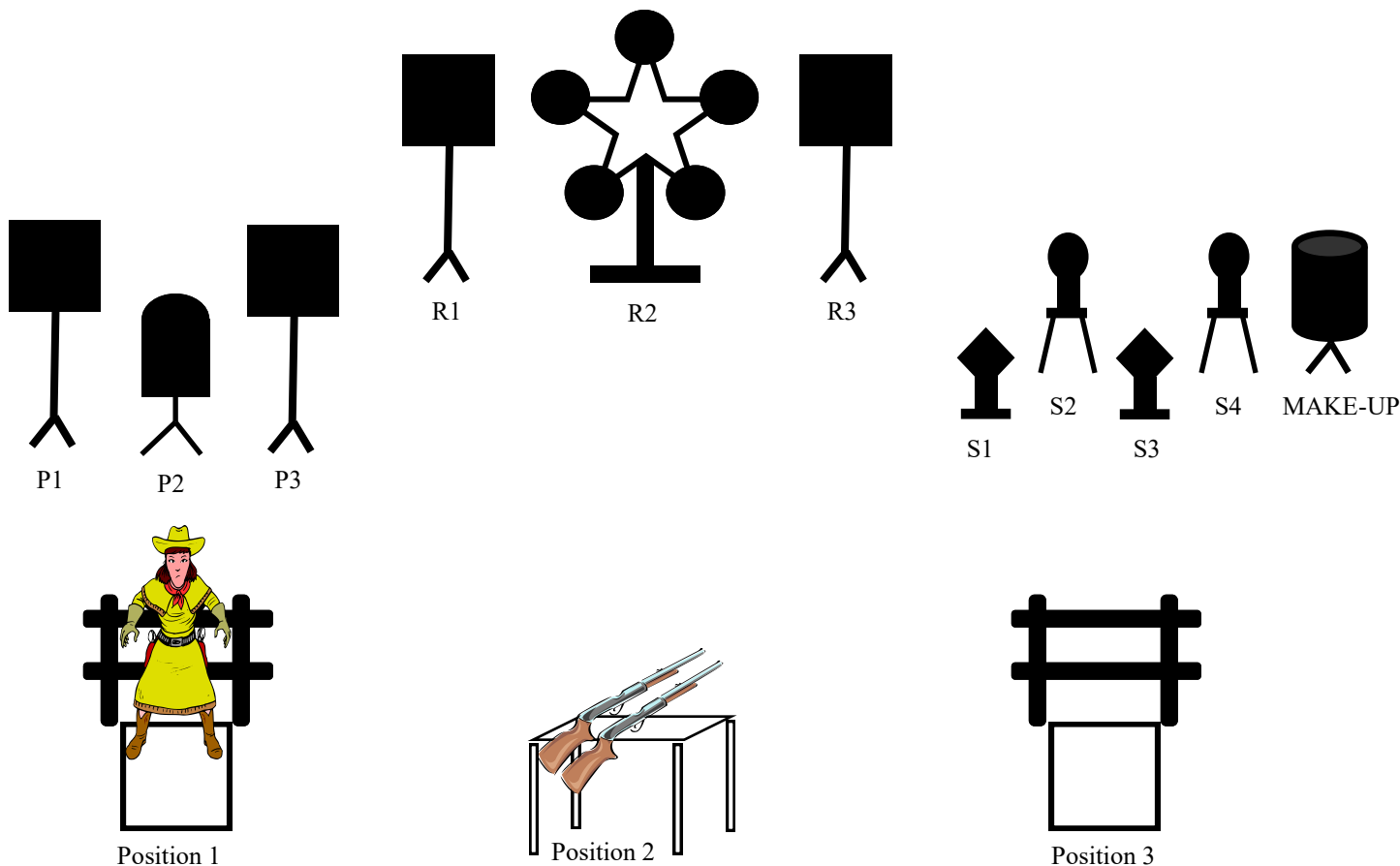
On Signal Starting on either end, engage R/P1 thru R/P5 in a 1-1-2-2-3-5-5-4-4-3 order. Move to the right window at position 2 and **make the rifle safe at an angle to the right berm.**

At position 2, with the shotgun engage S3 and S4 thru the window in any order.

Move to the left window at position 3 and with the shotgun engage S1 (the flipper) and S2 (the flyer) thru the window. **The flyer is a 5 second bonus if hit, no penalty if missed.** **Failure to knock down any target or shoot at any flyer will be counted as a miss.** **Make the shotgun safe at an angle to the left berm.** You may load your shotgun on the move as long as the action remains open.

Move to the shooter's square at position 4 and with at least one foot in the square, with the pistols, starting on either end, engage R/P1 thru R/P5 in a 1-1-2-2-3-5-5-4-4-3 order.

Stage 5
Bay 4
July 2018



10 PISTOL 10 RIFLE 4+ SHOTGUN

Staging Pistols loaded with 5 rounds each and holstered. Rifle loaded with 10 rounds staged on the table at position 2. Shotgun staged on the table at position 2 with at least 4 shells on your person.

Gun sequence Pistols, rifle, shotgun.

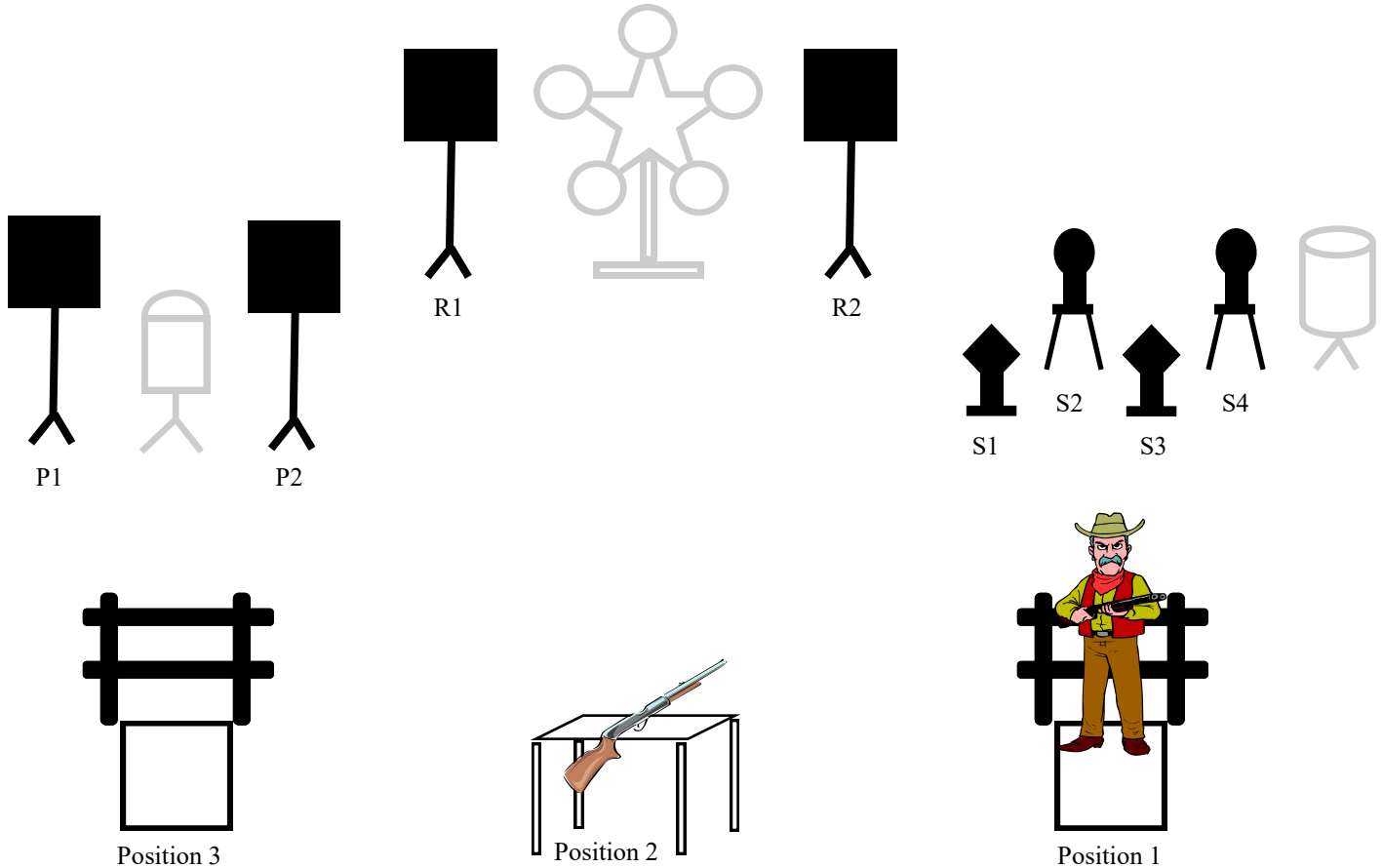
Start Shooter standing at the center of the fence at position 1 with both feet **completely** in the shooter's square with your hands on your hat brim.

On Signal With the pistols, starting on either square, alternate from either square to the tombstone for 10 rounds.

Move to position 2 and with the rifle, starting on either square, alternate from either square to the Arizona star for 10 rounds.

With the shotgun, move to the shooter's square at position 3, and with at least one foot in the square, engage S1 thru S4 in any order. Then any plates remaining on the star may be made up with the shotgun by engaging the make-up gong with one round for each remaining plate. The gong must be **clearly** hit for the make-up rounds to count and each make-up round must be a separate (distinguishable) shot. **Any plates remaining on the star and not made up will be counted as misses.** You may load the shotgun on the move as long as the action remains open.

Stage 6
Bay 4
July 2018



10 PISTOL 10 RIFLE 4+ SHOTGUN

Staging Pistols loaded with 5 rounds each and holstered. Rifle loaded with 10 rounds staged on the table at position 2. Shotgun in both hands at position 1 with at least 4 shells on your person.

Gun sequence Shotgun, rifle, pistols.

Start Shooter standing at the center of the fence at position 1 with both feet **completely** in the shooter's square with the shotgun in both hands.

On Signal Engage S1 thru S4 in any order.

Move to position 2 and starting on either square, with the rifle engage R1 and R2 with an alternating progressive sequence (one round on R1, 2 rounds on R2, 3 rounds on R1, 4 rounds on R2).

Move to position 3 and with at least one foot in the shooter's square, starting on either square with the pistols engage P1 and P2 with an alternating progressive sequence (one round on P1, 2 rounds on P2, 3 rounds on P1, 4 rounds on P2).