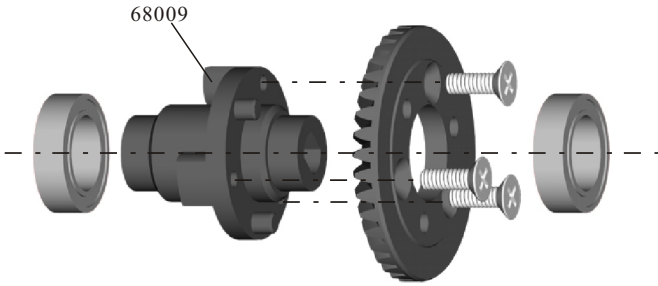
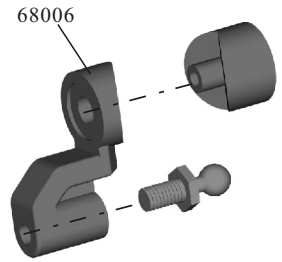


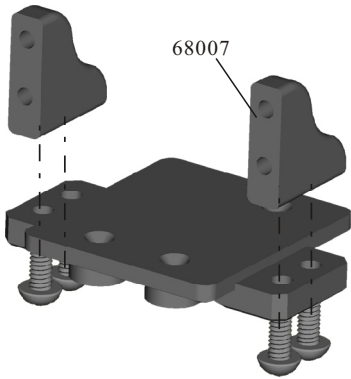
Connect Box W/main gear Assembly



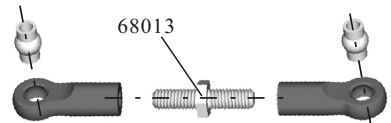
Servo Arm Assembly



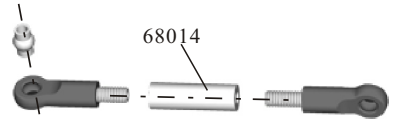
Servo Mount Assembly




Adjustable Linkage Assembly



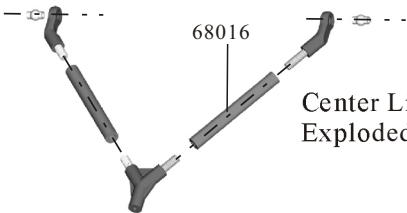
Servo Link Assembly



Side Linkage Exploded View




Center Linkage Exploded View



Universal Driven Dogbone Exploded View

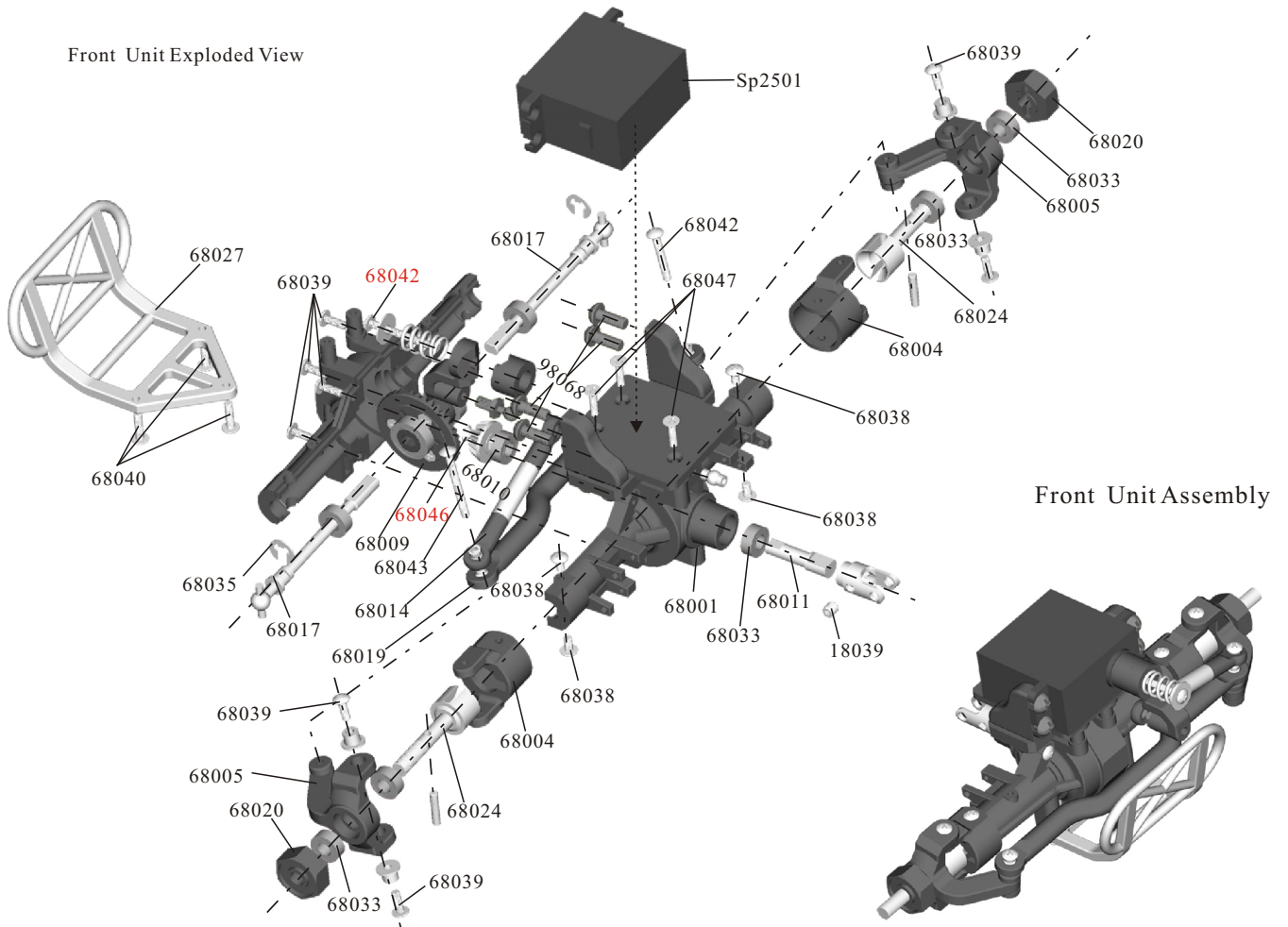


Shock Absorber Exploded View



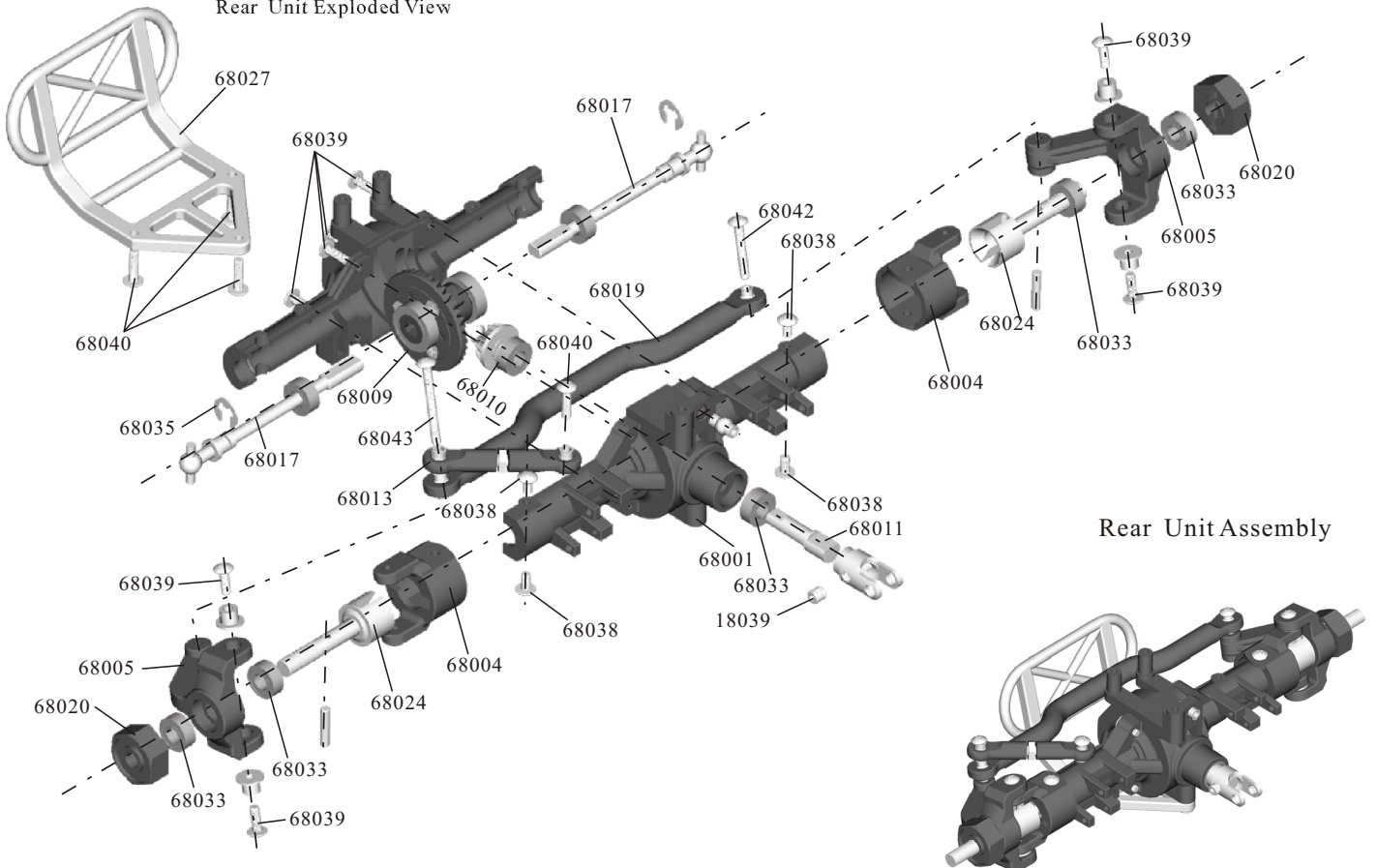
68008(hard)
68053(soft)

Front Unit Exploded View



Front Unit Assembly

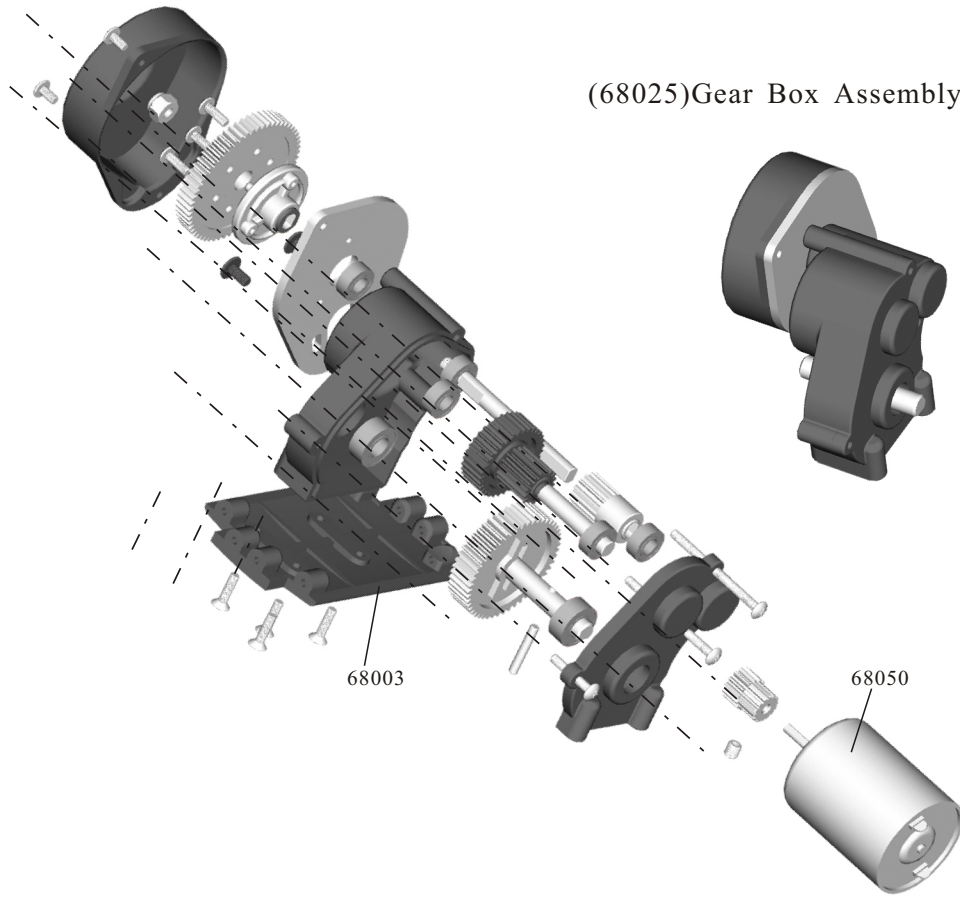
Rear Unit Exploded View



Rear Unit Assembly

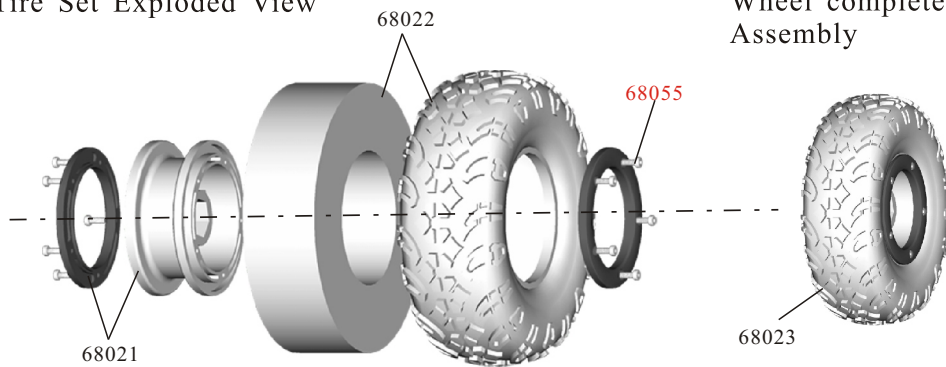
Gear Box Exploded View

(68025) Gear Box Assembly

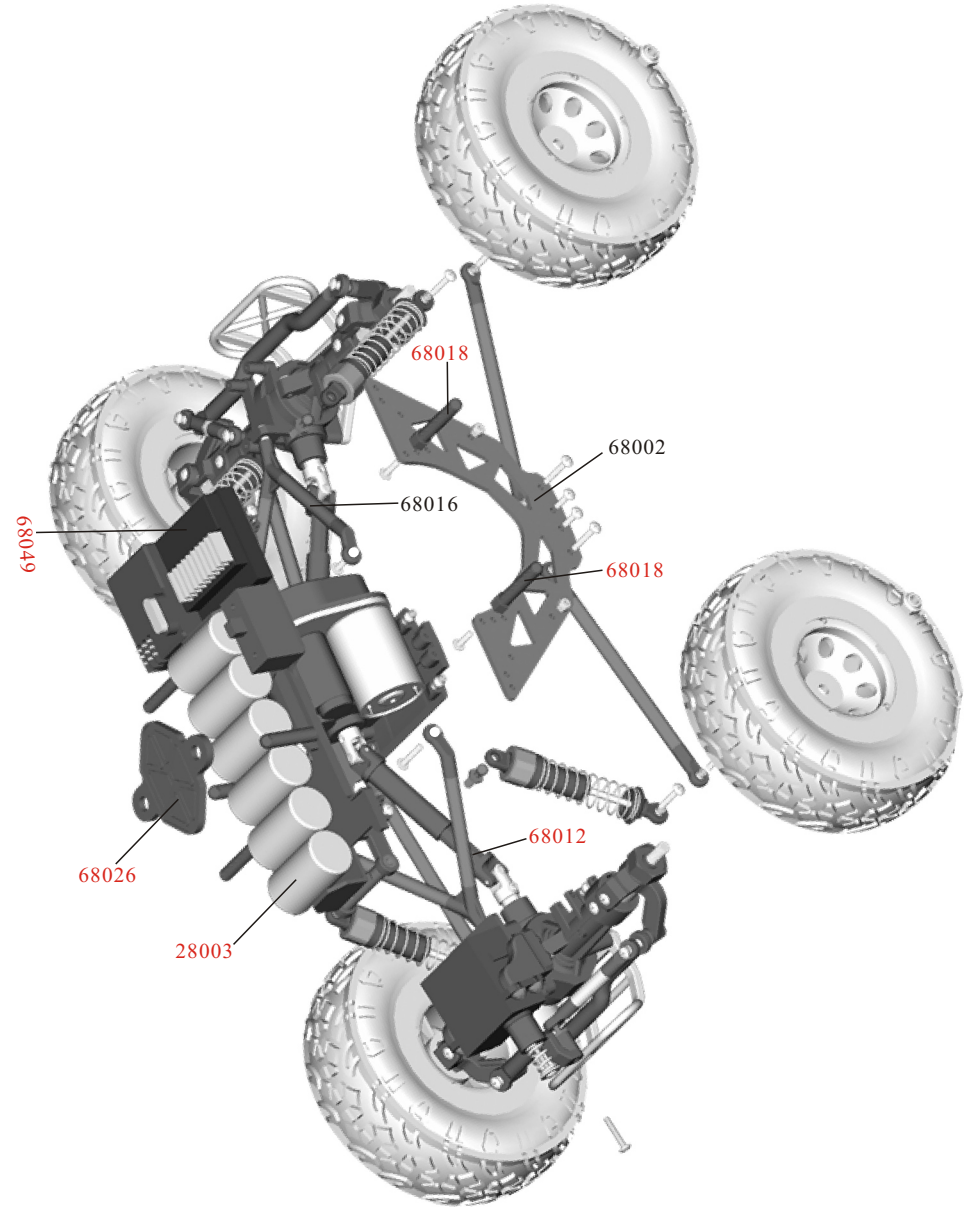


Tire Set Exploded View






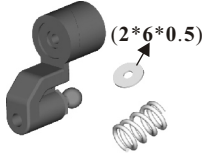
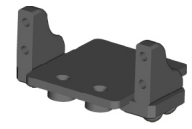

















Wheel complete Assembly




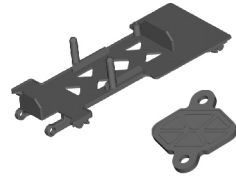





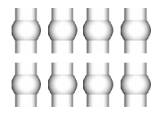















Crawler Exploded View












Crawler Spare Parts

68001-F/R Gear Box 	68002-Side Guard 2P 	68003-Chassis 	68004-Caster Mounts 2P 
68005-Steering Mounts (L/R) 2P 	68006-Servo Arm (2*6*0.5) 	68007-ServoPlate W/Servo Mount 	68008-Shock Absorber (hard) 2P 68053-Shock Absorber (soft) 2P 
68009-Connect Box W/Main Gear(38T) 	68010-Drive Gear 	68011-Drive shaft 	68012-Universal Driven Dogbone 2P 
68013-Adjustable Linkage 	68014-Servo Linkage (48mm) 2P 	68015-Side Linkage (97mm) 2P 	68016-Center Linkage 2P 
68017-Dogbone 4P 	68018-Body Post 4P 	68019-Connect Linkage 2P 	68020-Wheel Hex. W/Pins(2*10) 4P 
68021-Rim/Secure Ring 2P 	68022-Tire w/Foam 2P 	68023-Pre-Mounted Tire Set(L/R) 2P 	68024-Wheel Axle 2P 

Crawler Spare Parts

68025-Gear Box 	68026-Battery Holder w/Covers 2P 	68027-Bumper(F/R) 	
Sp2501-Servo(2.5kg) 	68049-ESC 	28003-Battery (Ni-MH 7.2V 1100mAh) 	68050-Motor(RC260) 
68028-Ball Stand $\phi 4.0$ 8P 	68029-Ball Stand $\phi 4.0$ 4P 	02053-Body Clip 8P 	02055-Nylon Nuts M4 8P 
68030-Nylon Nuts M3 8P 	18033-Ball Bearings (5*10*4) 8P 	68032-Ball Bearings (7*11*3) 8P 	68033-Ball Bearings (4*8*3) 8P 
68034-E-Clips 8P $\phi 2.0$ 	68035-E-Clips 4P $\phi 3.2$ 	68036-Washer 2*6*0.5 6P 	18039-Grub screw M3*3 4P 
68037-Grub Screw M4*3 4P 	18051-Set Screw M3*15 6P 	68038-Cap Head Machine Screw M2*4 8P 	68039-Cap Head Machine Screw M2*6 8P 

Crawler Spare Parts

<p>68040-Cap Head Machine Screw M2*8 8P</p> 	<p>68041-Cap Head Machine Screw M2*12 4P</p> 	<p>68042-Cap Head Machine Screw M2*14 4P</p> 	<p>68043-Cap Head Machine Screw M2*20 4P</p> 
<p>68044-Cap Head Machine Screw M2*27 4P</p> 	<p>68045-Cap Head Machine Screw M2.5*5 6P</p> 	<p>98068-Cap Head Machine Screw M3*8 8P</p> 	<p>68046-Countersink Head Machine Screw M2*6 8P</p> 
<p>68047-Countersink Head Machine Screw M2*8 8P</p> 	<p>68055-Column Head Self Tapping Screw 2*5mm 10P</p> 