

# A.D.A.A.G. INTERIOR ACCESSIBILITY COMPONENTS

THIS TENANT SPACE IS REQUIRED TO BE ACCESSIBLE AS SET FORTH IN THE AMERICANS WITH DISABILITIES ACT OF 2010. MAINTAIN COMPLIANCE WITH ALL APPLICABLE REQUIREMENTS OF THE ACT AND ITS ACCESSIBILITY GUIDELINES (A.D.A.), (A.D.A.A.G.).

# 2009 I.C.C./A.N.S.I. A117.1

IN ADDITION TO ALL A.D.A./A.D.A.A.G. REQUIREMENTS, THIS FACILITY SHALL MEET THE REQUIREMENTS OF THE LOCAL JURISDICTION FOR ACCESSIBILITY AS LISTED BELOW.  
\* WHERE INFORMATION LISTED/SHOWN IN THIS SECTION CONFLICTS WITH THE A.D.A.A.G. INTERIOR ACCESSIBILITY COMPONENTS, THE MORE RESTRICTIVE OF THE TWO REQUIREMENTS SHALL BE FOLLOWED.

## ACCESSIBLE AND USABLE BUILDINGS AND FACILITIES

THE REQUIREMENTS OF THE 2009 I.C.C./A.N.S.I. A117.1 CODE SHALL APPLY TO THIS FACILITY. SOME SPECIFIC REQUIREMENTS DIFFERING WITH THOSE IN A.D.A.A.G. ARE LISTED BELOW.

CONSULTANT:



15 North Avenue North, Hopkins, MN 55343  
Phone: 952.941.8860/ www.wilkusarch.com

CLIENT:

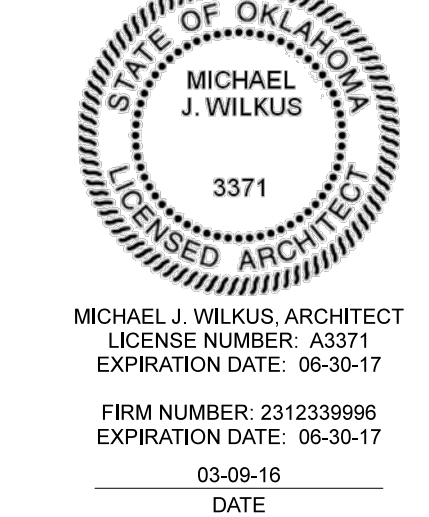


ANYTIME FITNESS, LLC  
12181 MARGO AVE SOUTH  
HASTINGS, MN 55033  
PHONE: (651) 438-5000

PROJECT INFORMATION:

**ANYTIME FITNESS**  
CROSS CREEK CENTER  
3601 W MAIN ST, SUITE 145  
DURANT, OK 74701

SEAL:



PROJECT NO.: 2016-0166  
DRAWN BY: DAA  
CHECKED BY: KMB

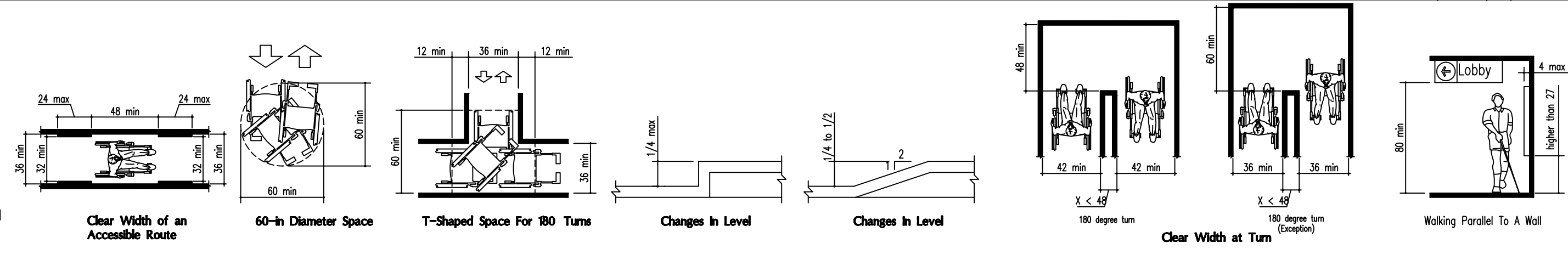
ISSUE: DATE:  
PERMIT SET 03-09-16

REVISION: DATE:

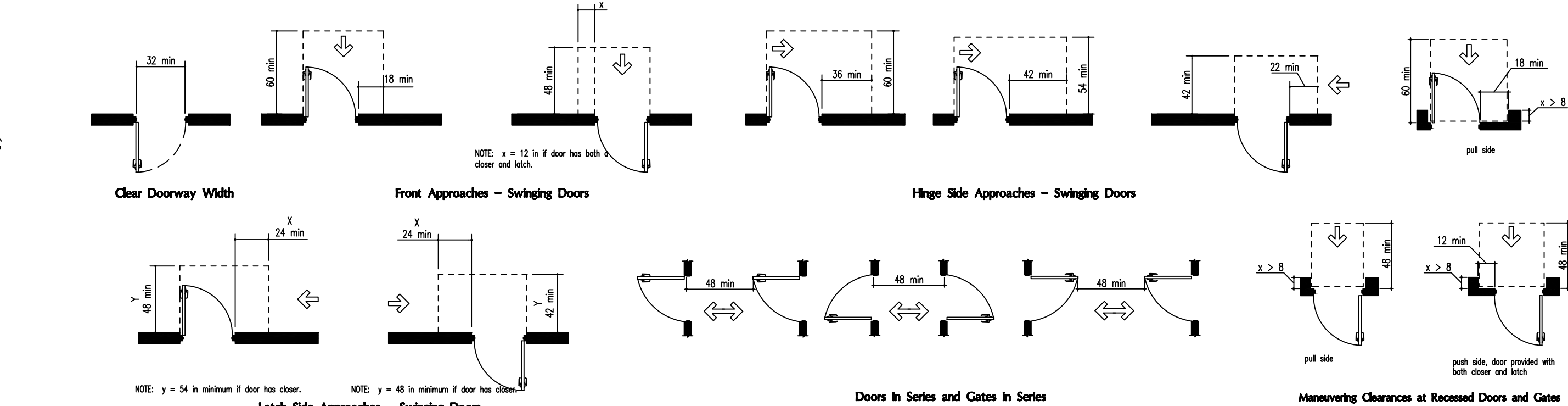
PROJECT LOCATION:  
DURANT, OK

SHEET NUMBER / TITLE:  
**B1.0**  
INTERIOR ACCESSIBILITY


- PATH OF TRAVEL**
- IN ACCORDANCE WITH 206.2.4, ANY LEAST ONE ACCESSIBLE ROUTE SHALL CONNECT ACCESSIBLE BUILDING OR FACILITY ENTRANCES WITH ALL ACCESSIBLE SPACES AND ELEMENTS WITHIN THE BUILDING OR FACILITY WHICH ARE OTHERWISE CONNECTED BY A CIRCULATION PATH UNLESS EXEMPTED BY 206.2.4.
  - THE RUNNING SLOPES OF WALKING SURFACES THAT ARE PART OF AN ACCESSIBLE ROUTE SHALL NOT BE STEEPER THAN 1:20 WITH A CROSS SLOPE THAT IS NOT STEEPER THAN 1:48.
  - CHANGES IN LEVEL SHALL COMPLY WITH 303.
  - THE CLEAR WIDTH OF WALKING SURFACES ON AN ACCESSIBLE ROUTE SHALL COMPLY WITH 403.5.1.
  - THE CLEAR WIDTH AT TURNS ALONG AN ACCESSIBLE ROUTE SHALL COMPLY WITH 403.5.2.
  - AN ACCESSIBLE ROUTE WITH A CLEAR WIDTH OF LESS THAN 60 INCHES SHALL PROVIDE PASSING SPACES AT INTERVALS OF 200 FEET IN ACCORDANCE WITH 403.5.3.



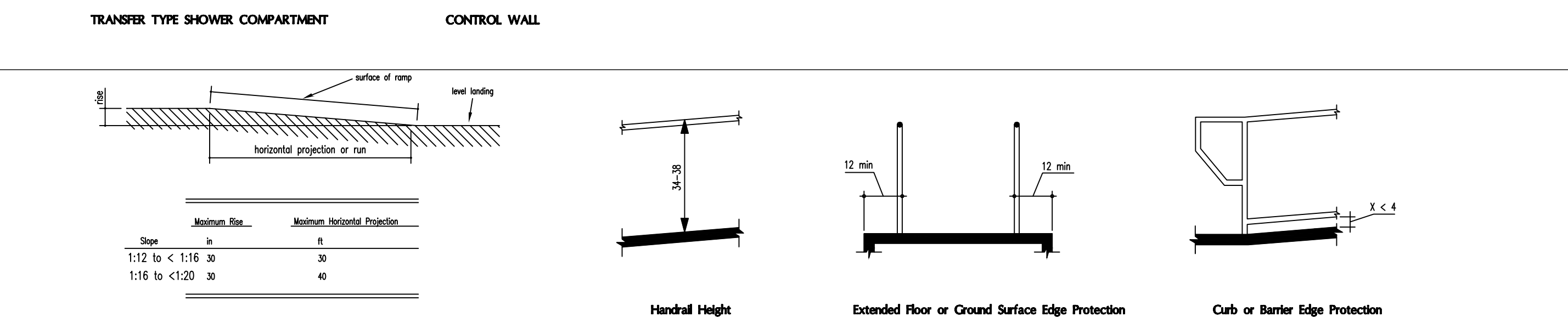
- DOORS**
- DOORS, DOORWAYS, AND GATES THAT ARE PART OF AN ACCESSIBLE ROUTE SHALL COMPLY WITH 404.
  - DOOR OPENINGS SHALL PROVIDE A CLEAR WIDTH OF 32 INCHES, UNLESS THE OPENING IS MORE THAN 24 INCHES DEEP, IN WHICH CASE THE CLEAR WIDTH OF THE OPENING SHALL BE 36 INCHES. FOR SWINGING DOORS, THE CLEAR WIDTH SHALL BE MEASURED BETWEEN THE FACE OF THE DOOR AND THE STOP, WITH THE DOOR OPEN 90 DEGREES. THERE SHALL BE NO PROJECTIONS INTO THE CLEAR OPENING LOWER THAN 34 INCHES. PROJECTIONS INTO THE CLEAR OPENING BETWEEN 34 INCHES AND 80 INCHES SHALL NOT EXCEED 4 INCHES.
  - DOOR CLOSERS AND STOPS SHALL BE PERMITTED TO BE A MINIMUM OF 78 INCHES ABOVE THE FLOOR OR GROUND. MANEUVERING CLEARANCES AT DOORS AND GATES SHALL COMPLY WITH 404.2.4.
  - FIRE DOORS SHALL HAVE A MINIMUM OPENING FORCE ALLOWABLE BY THE APPROPRIATE ADMINISTRATIVE AUTHORITY.
  - HINGED DOORS OTHER THAN FIRE DOORS SHALL HAVE AN OPENING FORCE OF 5 POUNDS MAXIMUM.
  - SLIDING DOORS SHALL HAVE AN OPENING FORCE OF 5 POUNDS MAXIMUM.
  - DOOR AND GATE SURFACES SHALL COMPLY WITH 404.2.10.



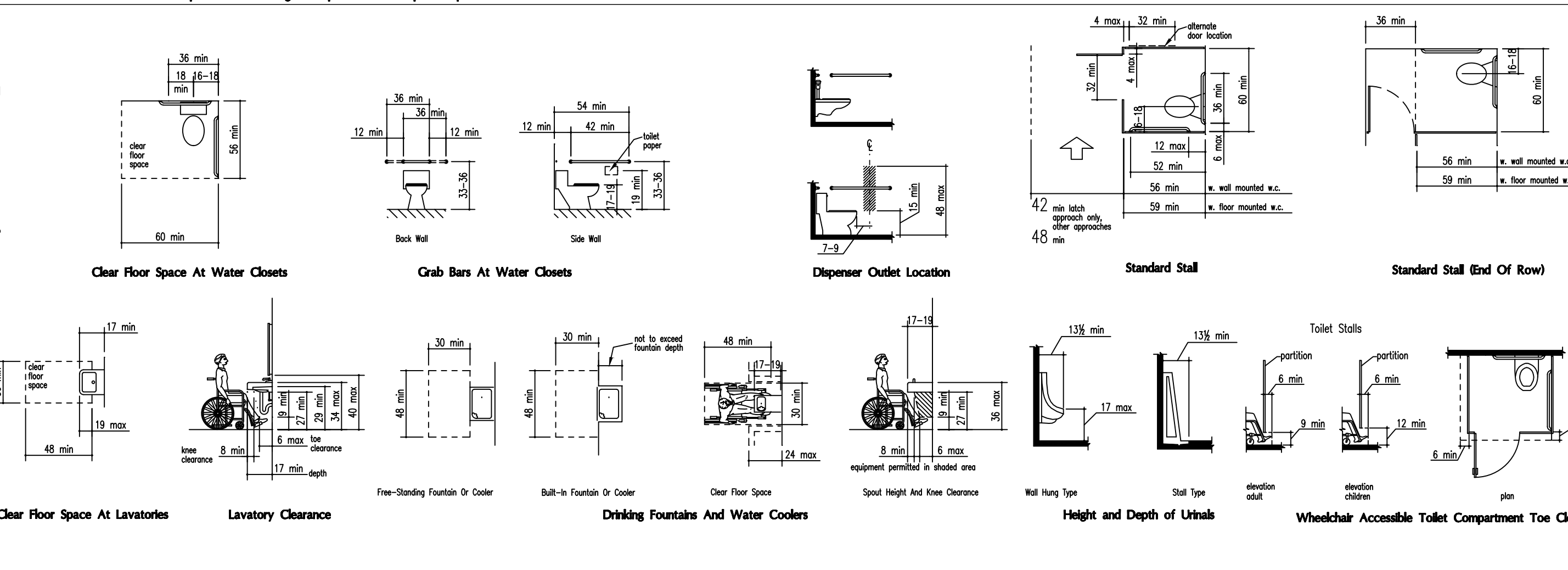
- SHOWERS**
- TRANSFER-TYPE SHOWER CONTROLS AND HAND SHOWER IS LOCATED ON THE CONTROL WALL OPPOSITE THE SEAT, 36" MIN. AND 48" MAX. ABOVE THE SHOWER FLOOR, WITHIN 15", LEFT OR RIGHT, OF THE CENTERLINE OF THE SEAT. HAND SHOWERS WITH A HOSE 59" MIN. LENGTH, THAT CAN BE USED BOTH AS A FIXED SHOWER HEAD AND AS A HAND SHOWER, SHALL BE PROVIDED. AN ADJUSTABLE-HEIGHT SHOWER HEAD MOUNTED ON A VERTICAL BAR SHALL BE INSTALLED SO AS TO NOT OBSTRUCT THE USE OF THE GRAB BAR.
  - GRAB BARS SHALL BE PROVIDED AT WATER CLOSETS AND SHALL COMPLY WITH 609.



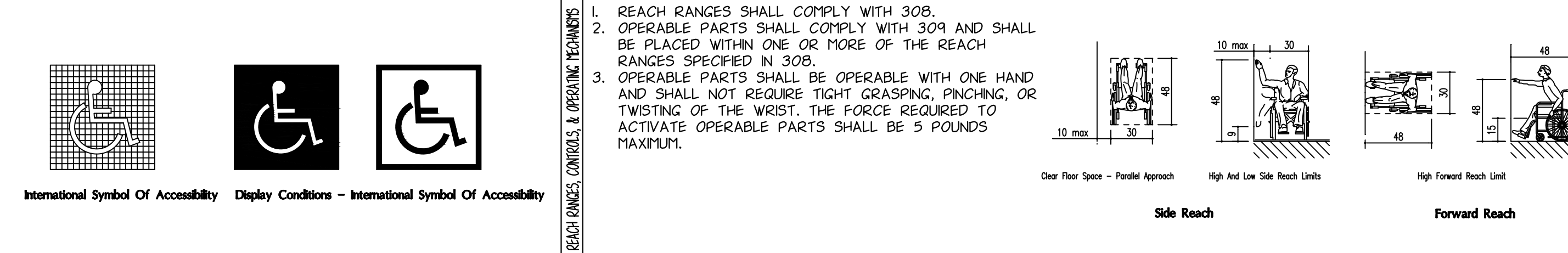
- RAMPS**
- RAMPS ON ACCESSIBLE ROUTES SHALL COMPLY WITH 405.
  - RAMP RUNS SHALL HAVE A RUNNING SLOPE NOT STEEPER THAN 1:12 WITH A CROSS SLOPE NOT STEEPER THAN 1:48.
  - THE CLEAR WIDTH OF A RAMP RUN AND, WHERE HANDRAILS ARE PROVIDED, THE CLEAR WIDTH BETWEEN HANDRAILS SHALL BE 36 INCHES MINIMUM.
  - THE RISE FOR ANY RAMP RUN SHALL BE 30 INCHES MAXIMUM.
  - RAMPS SHALL HAVE LANDINGS AT THE TOP AND THE BOTTOM OF EACH RAMP RUN COMPLYING WITH 405.7.
  - RAMPS WITH A RISE GRATER THAN 6 INCHES SHALL HAVE HANDRAILS COMPLYING WITH 505.
  - EDGE PROTECTION COMPLYING WITH 405.9.1 OR 405.9.2 SHALL BE PROVIDED ON EACH SIDE OF RAMP RUNS AND EACH SIDE OF RAMP LANDINGS.



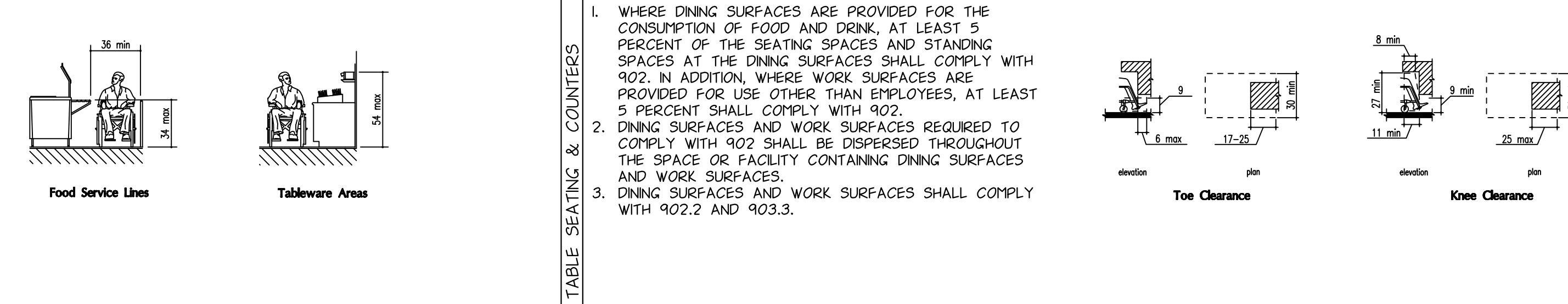
- RESTROOMS**
- WHERE TOILET FACILITIES ARE PROVIDED, THEY SHALL COMPLY WITH 213. WHERE TOILET ROOMS ARE PROVIDED, EACH TOILET ROOM SHALL COMPLY WITH 603.
  - WHERE TOILET COMPARTMENTS ARE PROVIDED, AT LEAST ONE TOILET COMPARTMENT SHALL COMPLY WITH 604.8.1. IN ADDITION TO THE COMPARTMENT REQUIRED TO COMPLY WITH 604.8.1, AT LEAST ONE COMPARTMENT SHALL COMPLY WITH 604.8.2 WHERE SIX OR MORE TOILET COMPARTMENTS ARE PROVIDED, OR WHERE THE COMBINATION OF URINALS AND WATER CLOSETS TOTALS SIX OR MORE FIXTURES.
  - MIRRORS LOCATED ABOVE LAVATOIRES OR COUNTERTOPS SHALL BE INSTALLED WITH THE BOTTOM EDGE OF THE REFLECTING SURFACE 40 INCHES MAXIMUM ABOVE FINISH FLOOR OR GROUND. MIRRORS NOT LOCATED ABOVE LAVATOIRES OR COUNTERTOPS SHALL BE INSTALLED WITH THE BOTTOM EDGE OF THE REFLECTING SURFACE 35 INCHES MAXIMUM ABOVE THE FINISH FLOOR OR GROUND.
  - COAT HOOKS SHALL BE INSTALLED WITHIN ONE OF THE REACH RANGES SPECIFIED IN 303. SHELVES SHALL BE LOCATED 40 INCHES MINIMUM AND 48 INCHES MAXIMUM ABOVE THE FINISH FLOOR.
  - WATER CLOSETS SHALL COMPLY WITH 604.2 THROUGH 604.8.
  - TOILET PAPER DISPENSERS SHALL COMPLY WITH 309.4 AND SHALL BE 15 INCHES MINIMUM AND 6 INCHES MAXIMUM IN FRONT OF THE WATER CLOSET MEASURED TO THE CENTERLINE OF THE DISPENSER. THE OUTLET OF THE DISPENSER SHALL BE 15 INCHES MINIMUM AND 48 INCHES MAXIMUM ABOVE THE FINISH FLOOR AND SHALL NOT BE LOCATED BEHIND GRAB BARS. DISPENSERS SHALL NOT BE OF A TYPE THAT CONTROLS DELIVERY OR THAT DOES NOT ALLOW CONTINUOUS PAPER FLOW.
  - GRAB BARS SHALL BE PROVIDED AT WATER CLOSETS AND SHALL COMPLY WITH 609.
  - URINALS SHALL COMPLY WITH 605 AND SHALL BE EITHER WALL-HUNG OR STALL TYPE URINALS.
  - LAVATOIRES SHALL COMPLY WITH 606. FAUCETS FOR LAVATOIRES SHALL COMPLY WITH 606. EXPOSED PIPES UNDER LAVATOIRES SHALL BE INSULATED OR OTHERWISE PROTECTED TO PREVENT AGAINST CONTACT.



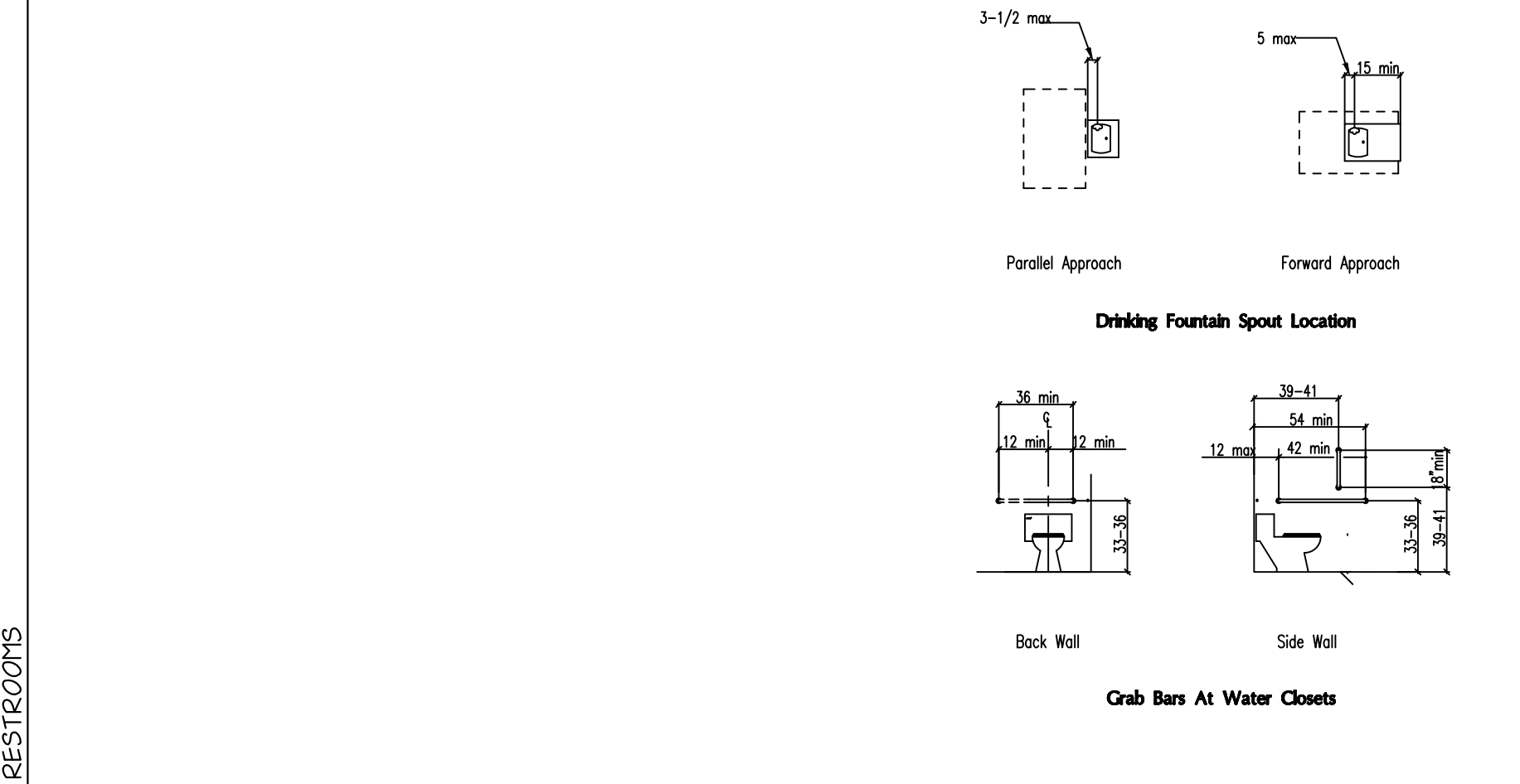
- SIGNAGE**
- SIGNS SHALL BE PROVIDED IN ACCORDANCE WITH 216 AND SHALL COMPLY WITH 703.
  - SIGNS IDENTIFYING PERMANENT ROOMS AND SPACES SHALL COMPLY WITH 703.2 AND 703.5. WHERE PICTOGRAMS ARE PROVIDED AS DESIGNATIONS OF PERMANENT ROOMS AND SPACES, THE PICTOGRAMS SHALL COMPLY WITH 703.2 AND 703.5. WHERE TEXT DESCRIPTORS COMPLYING WITH 703.2 AND 703.5 ARE PROVIDED, THE PICTOGRAMS SHALL COMPLY WITH 703.2 AND 703.5.
  - SIGNS FOR MEANS OF EGRESS SHALL COMPLY WITH 216.4.
  - WHERE CHECK-OUT AISLES ARE PROVIDED, CHECK-OUT AISLES COMPLYING WITH 404.3 SHALL BE IDENTIFIED BY THE INTERNATIONAL SYMBOL OF ACCESSIBILITY COMPLYING WITH 703.2.1. WHERE CHECK-OUT AISLES ARE IDENTIFIED BY NUMBERS, LETTERS, OR FUNCTIONS, SIGNS IDENTIFYING CHECK-OUT AISLES COMPLYING WITH 404.3 SHALL BE LOCATED ADJACENT TO THE SAME LOCATION AS THE CHECK-OUT AISLE IDENTIFICATION.



- FOODSERVICE LINES, TABLEWARE AREAS, & CHECK-OUT AISLES**
- WHERE CHECK-OUT AISLES ARE PROVIDED, CHECK-OUT AISLES COMPLYING WITH 404.3 SHALL BE PROVIDED IN ACCORDANCE WITH TABLE 227.2 AND SHALL BE DISPERSED, WHERE PROVIDED, AT LEAST ONE OF EACH TYPE OF SALES COUNTER AND SERVICE COUNTER SHALL COMPLY WITH 404.4. WHERE COUNTERS ARE DISPERSED THROUGHOUT THE BUILDING OR FACILITY, COUNTERS COMPLYING WITH 404.4 ALSO SHALL BE DISPERSED.
  - FOOD SERVICE LINES SHALL COMPLY WITH 404.5. WHERE SELF-SERVICE LINES ARE PROVIDED, AT LEAST 50 PERCENT, BUT NO FEWER THAN ONE, OF EACH TYPE PROVIDED SHALL COMPLY WITH 405.
  - QUEUES AND WAITING LINES SERVING COUNTERS OR CHECK-OUT AISLES REQUIRED TO COMPLY WITH 404.3 OR 404.4 SHALL COMPLY WITH 403.
  - CHECK-OUT AISLES AND SALES AND SERVICE COUNTERS SHALL COMPLY WITH THE APPLICABLE REQUIREMENTS OF 404.
  - ALL POINTS OF COUNTERS REQUIRED TO COMPLY WITH 404 SHALL BE LOCATED ADJACENT TO A WALKING SURFACE COMPLYING WITH 403.



- ACCESSIBLE DRINKING FOUNTAINS AND WATER COOLERS SHALL COMPLY WITH I.C.C./ A.N.S.I. SECTION 602.



- MINIMUM CHARACTER HEIGHTS FOR VISUAL SIGNS SHALL BE AS LISTED IN I.C.C./ A.N.S.I. TABLE 703.2.4 FOR TEXT AND TABLE 703.4.3 FOR BRAILLE.
- WHERE A SIGN CONTAINING TACTILE CHARACTERS IS PROVIDED AT A DOOR, THE SIGN SHALL BE ALONGSIDE THE DOOR ON THE LATCH SIDE, WHERE A TACTILE SIGN IS PROVIDED AT DOUBLE DOORS, THE SIGN SHALL BE TO THE RIGHT OF THE RIGHT-HAND DOOR, WHERE THERE IS NO WALL SPACE ON THE LATCH SIDE OF A SINGLE DOOR, OR THE RIGHT SIDE OF DOUBLE DOORS, SIGNS SHALL BE ON THE NEAREST ADJACENT WALL.

