



February 2022 Newsletter

Dear Sunrise Community,

I continue to be amazed at the generosity of our parent body and the dedication of our parent representatives! The ongoing parent involvement and commitment to Sunrise makes our program special and helps our students reach their potential.

Thank you to Marissa and Susannah

Sunrise would like to thank both Classroom A's Parent Rep, Susannah and Classroom B's Parent Rep, Marissa for attending Sunrise's Open House events. Having a Parent Representative at each event provided the prospective families with a parent's point of view of our school and programs.

Our Parent Reps also organized a Beverage and Treat supply for the staff. We received a wonderful assortment of coffees, specialty teas, treats, creamers, cases of water, etc...

Thank you to **Caleb Abraham, G'oseni Collazo, Colby Fanning, Asher Kadish, Vincent Luzzo, Finn Tonzi** and an **Anonymous donor** for purchasing and sending in all the wonderful items!

staff goodies



Amazon Wish List Donation Update

We continue to receive an amazing amount of donations directly from the Amazon Wish List for our classrooms. Check out Sunrise's Wish List for ideas for classroom gifts. Please remember if you purchase something from the Wish List, to add your or your child's name onto the gift receipt as we want to acknowledge your generosity.

The following Wish List items were purchased for our classrooms this past month:

- Wrist Bells
- 20 Piece Stacking Blocks
- Busy Bus Screwdriver Board
- 5 Locks Set with Bamboo Tray
- Wooden Lacing Apple Threading Activity
- *Polar Bears* book by Gail Gibbons
- *Snack, Snooze, Skedaddle, How Animals Get Ready for Winter* book

Thank you to **Caleb Abraham, Finn Tonzi**, and an **Anonymous donor** for purchasing these wonderful materials and books for Sunrise.

Offering quality Montessori preschool, pre-k transitional and kindergarten programs since 2005.

31 Hayward St., Suite J2 PO Box 515 Franklin, MA 02038

www.MySunriseMontessori.com

Other Upcoming News & Events

115 Years of Montessori Education

This year marks 115 years of Montessori Education. Each year in February, the Montessori Community throughout the world celebrates and honors the qualities of the Montessori Approach to Education and the teachings of Dr. Maria Montessori's philosophy.

This year, I would like to honor our two Montessori Head Teachers, **Ms. Kristin** and **Ms. Laura**, and their commitment to the Montessori Philosophy and their ongoing dedication to their students and their classroom environments. They each spend a great amount of time preparing, planning, and setting up their classroom environments and leading and guiding their teaching teams. Additionally, Ms. Laura is guiding and mentoring a student intern as it is important to provide internship opportunities and support to the upcoming teaching generation. Sunrise is fortunate to have a dedicated staff that values the Montessori philosophy and continuous commitment to the children in our program. Thank you, Ms. Kristin and Ms. Laura!

A classic photo from the first *Casa dei Bambini* in Rome, Italy from the 1907 grand opening in the courtyard and a later photo of Maria Montessori outdoors with her students.



The greatest sign of success for a teacher is to be able to say, "The children are now working as if I did not exist."

— Maria Montessori —

"Lead by Example"

Andrea Rossick

Drop off and Pick up Schedule

To ensure your child is receiving the fullest our program has to offer, your child should arrive to school on time each day. Drop off is from 8:30-8:45am. If your child arrives late, they may miss an important portion of the morning schedule – Group/Circle time (around 9am in both rooms).

Pick up time for the half day students is from 11:30-11:40am and for the full day students it is from 2:30-2:40pm. If you arrive late for the scheduled pick-up time, it may affect your child's routine. Please be courteous and mindful of the scheduled drop off and pick up times – thank you!

Driveway Safety

As you know, we share driveway entrances and exits with the other Moseley Complex businesses. To help keep the car line moving efficiently and safely during drop off times, the staff will take your child from your car for you (you do not even need to get out of the car during the drop off time). Please **DO NOT** allow your child to let themselves out of the car. A staff member or an adult must accompany the children to the school.

If you prefer to walk your child to the school entrance, please park in the parking lot and walk down to the entrance. Hold your child's hand as cars are moving through the parking lot.



Playground – Outdoor Recess

We are fortunate to have a playground area that offers a variety of shade, sun, sand, and a hill to enjoy! However, every playground has its challenges during the changing seasons. Now that the frigid temperatures are mostly behind us, this brings soft ground, some icy spots, and mud along the fence line on parts of the playground. The children love playing outside together, and we will make every attempt to be outdoors. This means packing waterproof boots, appropriate jackets, and hats daily. Also, please be prepared that your child's clothing and hands may get dirty while playing outdoors. Although muddy or wet snow pants, boots, gloves, etc.... may seem like an inconvenience for parents and caregivers at pick up times, it is an essential part of the children's development and routine/schedule.



Update on face mask usage

As you may know, Governor Baker announced that the Mask Mandate in schools has been lifted starting on February 28, 2022. This includes all early childcare programs that are licensed under the Department of Early Education and Care (DEEC). We will honor and respect your family's decision in whether you still want your child to wear a mask indoors. Regarding the Sunrise teachers, they have expressed that they may continue to wear masks indoors at this time. If you have any questions, thoughts, or concerns, please contact me directly (either by email or by phone during school hours) and I would be happy to help you.



Please also note that the school has a supply of children's sized disposable masks which are available upon request. We receive monthly shipments from the State for use in school and distribution to families. Let us know if you would like some to be sent home with your child.

Tuition Payment and Invoicing Schedule

I would like to remind everyone about the tuition invoicing schedule. Our bookkeeper, Rebecca Reda, sends out the monthly tuition invoices on or around the 15th of each month. Tuition is due on the 1st of each month. The tuition schedule is outlined in your child's tuition contract.

To avoid a \$25 late fee, please send in your tuition no later than the 10th of the month. If you arrange for your bank to mail in a tuition check, consider the time it takes for the post office to deliver. If your child participates in the Before School or Extended Day Afterschool Care, those invoices are sent out typically on the 1st of each month and are due by the 10th as well. Any unpaid balances continue to appear on your tuition invoices.

Dependent Care - Childcare Tax Forms

You all should have received an email last month from our bookkeeper regarding tax information requests.

If you need a completed dependent care form for your tax documents, please reach out directly to Rebecca for that information.

If you have any questions about invoices or tax forms, you may contact either Rebecca Reda at mysunrisebilling02038@gmail.com or me at headofschool@mysunrisemontessori.com



Keeping in touch

If you have any questions or comments, please know that you can reach us via email.



As the teachers are working with the children during the day, please note that a reply to your question may come after the afternoon dismissal or later.

If your message is urgent and you need to reach someone right away, please call the school at 508-541-8010.

Head of School

Andrea Rossick:
Headofschool@MySunriseMontessori.com

Head Teacher

Laura Holland:
Laura@MySunriseMontessori.com

Head Teacher

Kristin Masefield:
Kristin@MySunriseMontessori.com

Sunrise Parent Representatives:

Susannah Barry & Marissa May
ParentRep@MySunriseMontessori.com

Website and Facebook

Throughout the year the school uses its website and Facebook page to inform parents of current events and to post pictures from recent events. Please take a look at www.MySunriseMontessori.com

Be sure to check out our “**Parent Corner**”. This page can be found on the menu tab of our website. Click on any of the hyperlinks to view the selected form or information page as a PDF.

CALENDAR OF EVENTS

Pizza Fridays continue for session 2

Friday, March 18 - Professional Development Day. No classes, no extended day program

Monday April 18 through Friday, April 22 - Spring Vacation Week

Thursday, April 28: Early release at 11:30AM; Parent / Teacher conferences in afternoon

Friday, April 29: Parent / Teacher Conferences all day; no classes; childcare provided during conference time

Passive Fundraisers are just one of the many ways you can support Sunrise Montessori School!

Amazon Smile

Shopping online is not only convenient, but it can provide a benefit to our school. When you shop at [Smile.Amazon.com](https://smile.amazon.com), Amazon will make a donation to Sunrise Montessori School, Inc. on eligible purchases.



To register and begin shopping, simply go to smile.amazon.com on your web browser or activate in the Amazon Shopping app for iOS and Android phones. Select Sunrise Montessori School as your charitable organization **PRIOR** to shopping, and .5% of all eligible purchases will go back to our school. Add a bookmark to smile.amazon.com to make it even easier each time you shop. Or click on the QR code. Please tell your friends, family, co-workers and neighbors. Every purchase helps.



Box Tops for Education

For over 20 years, Box Tops for Education has given families an easy way to earn cash for their school, with products they already buy. You have seen and clipped those rectangular box tops. Now you can simply scan your store receipt with the Box Tops mobile app to identify participating products and instantly add cash to your school's earnings online. Go to www.boxtops4education.com to learn more.



Recycle your printer ink cartridges

Do you have used printer ink cartridges hanging around at home? Don't throw those out – Sunrise has a collection box for printer cartridges. Each month we turn them in at Staples for credit towards office supplies.



Restaurant Dine-In events

Throughout the year our fundraising coordinators will set up local restaurant dine-in events. Enjoy a great meal and the company of family and friends all while supporting local businesses and Sunrise Montessori School.



Grocery Shopping / Giving Bags

Purchase a \$2.50 reusable community bag at any Big Y, Shaw's or Stop & Shop store, follow the directions on the attached Giving Tag and direct a \$1 donation to Sunrise Montessori School (must be completed within 7 days of purchase).



Active Fundraisers

Scholastic Books

Each month parents will receive flyers from Scholastic Books which offer titles for children of all ages. Points from your purchases accumulate for the school which are then redeemed for new books and materials for the classrooms.

The Giving Tree


Check out the items on the tree, just inside the front door. Also listed through the school's website.

Amazon Wish List for Sunrise

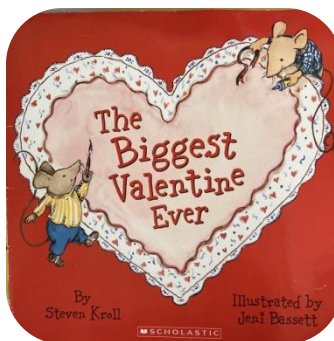

Did you know? Sunrise has a Wish List on Amazon. Be sure to check out the following link:
<https://tinyurl.com/y3mpcpa3> New items are added each month.

Dear Classroom A Families,

For the shortest month of the year, it sure was a busy one!! The month of February in our classroom was filled with lots of celebrations and learning about how we can spread kindness and love! We began the month by learning about the start of the Chinese New Year and celebrating the year of the Tiger! We read *Lunar New Year* by Hannah Eliot, and learned that the Chinese New Year is known by a few names: the Lunar New Year, Chinese New Year, and the Spring Festival. Our classroom learned that the color red and dragons are symbols of luck and are often seen throughout the Chinese New Year celebrations. Each child painted a half of a paper plate to help create our own dragon that was displayed in the classroom throughout the celebration! We learned that the celebration lasts for 15 days and towards the end of our classroom celebration, the children enjoyed cutting out paper lanterns to hang around the classroom and were excited to bring their lanterns home as well!



Our classroom also celebrated Valentine's Day together and had a wonderful valentine exchange together! We read books about friendship and kindness in celebration of Valentine's Day, as well as cutting valentine hearts in the art area, coloring, pin punching, and completing heart themed Practical Life for this month like, hanging hearts with clothespins, sifting with colored rice, opening/closing heart shaped containers, and sorting colored hearts using tongs and spoons!



This month in **Science**, our classroom has been busy learning about animal tracks in the snow! We read *Footprints in the Snow* by Cynthia Benjamin, which is a story about forest animals' tracks in the snow as they rush to their homes during a winter storm! As an experiment, and for the sensory bin, we created Oobleck (cornstarch and water mix) that is both solid and liquid to create animal tracks with figurines – the children had a blast exploring! The children also enjoyed using stamps to create various animal tracks in the snow!

We have also been learning about mammals, including groundhogs, when we talked about Groundhog Day, as well as the parts of the horse! The children enjoyed reading *Groundhogs; Woodchucks, Marmots, and Whistlepigs* by Adele Richardson and learned about how mammals have fur or hair, and the mothers produce milk to feed their babies.



In **Geography**, our classroom has just begun the Australia/Oceania continent study! We have started reading the continent book about Australia, learning where the continent is located on the globe, and the countries of Australia, New Zealand, Papua New Guinea, and the Pacific Island countries that make up the 14 countries in the Oceania region! We will be learning about the land and water forms of the continent, the people and animals who live there, and about food, music, culture, and climate! Our class is excited to begin this

continent study together and we invite families who have ever traveled or have something they'd like to share with the class to reach out to us! We would love to include the Classroom A parent and family community as we learn about the continent of Australia/Oceania!

During **Kindergarten Afternoon**, the Kindergarteners learned about Groundhog Day and the parts of the groundhog! We cut, colored and painted a paper play pop up project to portray the groundhog seeing its shadow! We also learned about animal tracks in the snow and became nature investigators!

The Kindergarteners have been working on building and writing CVC words using the movable alphabet! In celebration of Valentine's Day, we learned about what the heart does for our body and what it actually looks like, not like the hearts we see on Valentine's Day! We sorted CVC words with the "cookie jar" middle sounds. The Kindergarteners sorted the pictures by identifying vowel sounds, then colored and wrote the words to create "My Vowel Sound" booklets!

We learned about the Chinese zodiac; this year is the year of the tiger, and used the spinner that the Kindergarteners created to find their zodiac year, the year of the monkey!

The Kindergarteners also learned about Chinese characters and ink writing. They traced the characters for “Happy New Year” and used black paint in place of ink to create their own signs to celebrate the Chinese New Year!

Wishing a very Happy Birthday to Brady, who celebrated his birthday this month!

Just as a reminder, if it is not raining or too cold out, we will get outside as much as we can during play time. Please make sure your child has appropriate boots for the occasional muddy conditions of the playground so everyone stays dry and comfortable for the duration of the play time!

Thank you!

Sincerely your teachers,

Ms. Laura, Ms. Alka and Ms. Samantha






Classroom B Newsletter February 2022

Hello Classroom B Families!

We hope that you had a wonderful vacation and were able to have some fun!

Here is what classroom B has been up to this month! Of course we began the month learning about Groundhog Day and Chinese New Year!



And Valentine's Day as well. We had a fun time handing out Valentines to all of our friends!

Practical life

The children continue to polish wood pieces and practice their weaving skills! I introduced the children to a classic Montessori activity of “walking the line”. This work involves choosing an item from the practical life shelf that is on the tray specific to this work. The child may choose an empty cup, a small bowl with a pompom in it, a string with a round wooden sphere tied to the end of it, or a small bell. The child chooses one of those items and walks the line on our classroom floor with the goal of not ringing the bell, or causing the wooden sphere to swing wildly. This activity is a wonderful practice for control of one’s body, concentration and balance. As the year progresses, I will add other things to the tray, for example, a cup filled with water and a spoon with a Styrofoam ball on it! The children really seem to enjoy this activity and the determination that they have to keep that bell silent is amazing!!

The photo below shows children at a Montessori school in Vienna (1935) walking the line. I love to see this picture from 1935 and compare it to the children in 2022 doing the same thing!!



Science

Since February is all about hearts, we thought it would be a good opportunity to learn a little bit about the human heart.

In addition, we have learned about the states of matter; solid, liquid and gas. Solids have a definite shape and volume whereas liquids take on the shape of the container they are in.

We also experimented with the concept of sink and float. It was fun to test out which objects sink in water and which ones float.



History

We started our studies of Europe. We located Europe on the globe and learned about Italy. We focused our attention on Italy because this is where Maria Montessori was born. The last week of February was Montessori Education Week so we delved into her life and work and discovered how amazing she was!! We learned that she was born in Italy in 1850 and that she was eager to learn. Her parents wanted her to become a teacher because that was the only job that a woman could hold at the time, but Maria wanted to become an engineer. She entered an all boys school to study and realized that she loved biology and wanted to become a doctor. Of course this was unheard of as there were no female doctors in Italy.



Maria knew what she wanted and despite many challenges, she graduated from the University of Rome Medical Studies at age 26. As she was working in a mental health hospital, she observed children who were not being stimulated and were being treated as if they were physically ill. She observed them playing with bread crumbs that were left over from their breakfast. She thought that if she were to show them love and respect, she could provide them with materials to play with. She began spending time with the children, giving them various materials to play with and playing music for them to listen to. She saw an amazing amount of development in these children and thought that if she made materials available to children without disabilities, would it have the same effect. It did and people began talking about her

amazing discovery! She was asked to open a school for the children of San Lorenzo, Italy who were roaming the streets while their parents worked.

Thus, the first *Casa dei Bambini* was established! She began training teachers in her method and schools began adopting her method. She traveled around the world to spread her message of education, speak out for the rights of children with disabilities, the equality of women and peace education! And as they say, the rest is history!!!



Geography

I also introduced the children to land and water forms. They know that the Earth is made up of land and water and that the land components are the continents and the water is the ocean. But we have also learned that the Earth is made up of more specific types of water and land. We started with a lake and an island. We were able to create our own lake and island with a wonderful Montessori material and we were able to locate some on the map of the world.



With Peace and Gratitude,

Ms. Kristin, Ms. Angela and Ms. Jessica