

Flies & Lies

NEWSLETTER OF THE FLYFISHERS
OF NORTHWEST FLORIDA
APRIL 2008

THE FLYFISHERS OF
NORTHWEST FLORIDA
PO BOX 1041
PENSACOLA, FL 32591
www.flyfishpensacola.
com

PRESIDENT

Karen Brand
(850) 516-1852
kbrand@santarosamri.com

VICE-PRESIDENT

Joe Higgins
(850) 458-2533
jhigpcola@aol.com

SECRETARY

Jerry Giles
(850) 994-9946, FlyFisher-
man1942@aol.com

TREASURER

Larry Sisney
(850) 474-1433
lsisney@cox.net

NEWSLETTER

Jerry Aldridge
(850) 478-9255
jamayfly@yahoo.com

MONTHLY MEETINGS

Meetings at Miraflores Park
17th Avenue between
Belmont and LaRua

BUSINESS MEETING
1ST TUESDAY, 7 PM

BULL SESSION
2ND THURSDAY, 6:30
PM

CASTING & TYING
CLINIC
3RD SATURDAY, 9 AM


President's Report....Karen Brand 2

March Minutes....Jerry Giles 2

Around the Bay....and Further Away 3

Club Auction....Art deTonnancourt 3

Foam Spider....Tom Regina 4



**Fishing Report
Captain Baz Yelverton 5**



Southeastern Council Conclave 2008 6

**PJC Flyfishing Class 2008....Tom
Regina 7**



Calendar 8

President's MessageKaren Brand

The Fly Fishers of Northwest Florida is a very active club but it is only as strong as its members! We've had quite a few activities this month and there are several members that I would like to thank. The PJC Class started the first of March and we have 13 enthusiastic students this year. They are learning rigging, knots, casting and tying and they are all doing quite well! Thanks to Tom Regina for being the liaison with PJC and coordinating the curriculum and the tying kits, Bill Parrish for transporting of the rods and Jerry Aldridge, Russ Shields, Bob Willice, Terry McCormick, Travis Akins, Bob Holton and John Brand for helping out with casting and tying instruction.

The "Spring Clinic" was a success thanks to Russ Shields and Jerry Giles who gave us a great lunch, Russ Shields and Jerry Aldridge who hosted tying demonstrations, John Brand for his casting instruction and Paul Lukkar for helping with publicity. There were many others that helped make it a success so thanks to everyone that turned out. A special thanks goes to Spencer Johnson from the "Fairhope Fly Shop" for coming over and being a part of the Clinic.

The new FFNWF website went up March 26, it looks great and I encourage everyone to go to www.FlyFishPensacola.com to check it out. Bob Holton and Jerry Aldridge did a great job of putting it together and a special thanks goes to Tom Birdwell for providing us with the website designer. John and I will be fishing the Tuck on western North Carolina in April and I hope to see you either on the stream in North Carolina or at one of the club meeting! Karen Brand

General Business Meeting, Fly Fishers Of Northwest Florida, March 4, 2007, President Karen Brand, presiding

President Karen Brand called the board meeting to order at about 6:15 P.M. There have been no new developments in the effort to furnish alternative locations and details for the annual Christmas party. A discussion was held regarding insurance coverage of the meeting house and our club's personal property on the premises. Further deliberation will be held on prospects. The C.D.'s containing fly recipes which were prepared by Jerry Aldridge and labeled by Bob Holton were distributed to members present at no charge. Further copies will be available for attendees of the general business meeting. The 2008 Club Directory will be distributed by e-mail to members having that capability, and mailed to others.

At the 7:00 P.M. general business meeting, members approved the minutes of the February meeting. The treasurer's report was also approved.

Bob Holton informed us that the new web site will be on line sometime next week, and will replace the current display. The new format will have many included features.

Tom Regina reported that the PJC Fly Fishing Class has eleven students registered. The class will be held March 5 – April 30, Bldg. 4, Room 442. Volunteer proctor and instructor club volunteers are still needed.

There will be no club meeting the third Saturday this month, due to the Spring Clinic being held on March 29th. The club auction will be held June 3rd. Please gather up what items you would like to donate for the auction.

For the 17th year, Vic Vickery and Klaus Gohrbandt will conduct classes for the Boy Scout Camp at DeFuniak Springs, June 16-19th, and 23rd-26th. Cabela's has sent two 6 ½' 4wt., fly rods for our use in that endeavour.

The club's fly recipes have been put on C.D.'s for our members and guests. Appreciation goes to Jerry Aldridge for his generous time and effort contribution. Contact Jerry at one of our meetings to obtain a copy. Appreciation also to Bob Holton for creating the labels.

Following the meeting, Jason Stacy & Preston Sutter of Old Florida Outfitters, gave a presentation of their fishing and guiding prowess. The slide show and discussion of salt water tactics and methods was very entertaining. Their enthusiasm for the sport of fly fishing is shown in the results they produce for their clients. They may be contacted at www.shallowwaterexpeditions.com or call 850-534-4349.

Around the Bay... and Further Away

From Dane Law at Southeastern Anglers....With just a few days of March under our belts, we have opened the spring trout fishing season in the southeast in grand style ! The major tailwaters that we drift are busting at the seams with willing takers. Both TVA and USACE did a great job of budgeting coldwater releases last year during the dry summer and fall. As a result, we have experienced an exceptional winterholdover with our trout populations. 2008 is going to provide some of the best drift boat fly fishing we have seen in several years in our area. Recent rains have put most of our reservoirs at or above the blue line on the operating guide. Our water levels in east Tennessee and central Kentucky are in good shape as we speak. Here is a glimpse at how each river is doing.

Hiwassee River - cold, clear water on a mostly low flow pattern through the spring. 400 cfs on most days, which is twice the minimum flow. Loaded with fish from the powerhouse all the way to the mouth of the Ocoee river. Best average fish size is probably below Reliance. A few weekday shots at an upper river float, with most floats performed from the Picnic area down. Bugs include small stones, bwo's, and Hendrickson's starting now. Caddis in May.

Toccoa River - cold, clear water with just enough in the tributaries to let us float our favorite stretch with just the bypass running. DNR put extra fish in the river last year due to conditions at the hatchery and the small streams. Fishing is real good. Our initial impression is more small fish and large fish and not too many mediums. That may change as we fish it more. Fish really do come out of no where here. About the same bugs as the HI with more caddis for right now.

Clinch River - New regulations and brook trout too. TWRA has implemented a slot limit from the dam to hwy 61. Nobody between 14" and 20" leave the river. With a little enforcement, there are going to be some real nice fish here soon. The Clinch is extremely fertile and can grow fish quick. Brook trout were put in during the fall. The sulphur hatch in April should be great.

Holston River - We have had one of the best winter holdovers here ever. Real nice average fish size with 20" fish very possible. Water quality is high. Currently working midge pupas, some heavy nymphs, and boogers. Caddis are just around the corner.

Cumberland River - The Wolf creek dam repair project is ahead of schedule. USACE may go ahead and raise the lake level by 15 feet this spring which would be a good buffer for the coldwater downstream. We are currently watching high flow rates as rainfall gets passed from the reservoir. As rainfall in the area diminishes, we will start getting fishable flows. We need flows under 5000 cfs to be able to reach the fish, We know they are there. We touched them last fall. The Cumberland will be great for large trout again this year. Dane Law, Southeastern Anglers. 423-338-7368, or 866-55TROUT.

Club Auction Tuesday, June 3rd Art de Tonnancourt, Chairman

The best salt water and fresh water flies you will find tied by some of our club's best fly tiers will be auctioned on Tuesday, June 3rd at our club's regular business meeting. Usually you will find other great fishing related craft items that the members have spent considerable amounts of money and effort to make. All auction proceeds are for the club's treasury. Members are asked to give some thought and time in looking around their homes and identify items of value which can be contributed for the auction. Bring the items to the club the night of the auction. The Auction Committee will be at the club by 5PM to accept and to sort the donated items.


This famous auction night has always been an evening of fun and fellowship with spirited bidding for a wide range of items as well as services such as professional guided trips and buddy up local boat trips. So be sure to bring your check books (or cash) to be able to get some great bargains and at the same time increase the club's treasury. Questions concerning the auction can be directed to any of the committee members: Art de Tonnancourt, Terry McCormick, and Bob Willice.

Foam Spider.... Tom Regina

The Foam Spider is another fly in our terrestrial fly tying series. As with the Cap Spider Russ Shields tied in March, the Foam Spider is also very simple to tie and yet a very effective warm water pan fish fly. And like so many other flies, it can be tied in a verity of colors and sizes. I have listed the materials we will use to tie the Foam Spider at the Saturday April 19 fly tying and casting clinic. However you may choose to use another brand, style, or size dry fly hook, pre-cut foam bodies, chenille or hackle, etc., for the under body, and different types of leg material so long as they produce an "alive appearance". Use what materials you have on hand so long as they float the fly high in the water. To see a video of the Foam Spider being tied go on line to www.youtube.com and enter "Foam Spider" in the search box.

Materials

Hook: Mustad 94840 size 12
Thread: 6/0 black
Body: 2mm yellow closed cell foam
Underbody: Spirit River Pearl Shrimp Pink Petite Estaz
Legs: Wapsi medium, round, yellow rubber legs



Tying Instructions

Before tying the Foam Spider determine how many flies you will tie. Cut an appropriate number of 3/16 to 1/4-inch wide closed cell foam strips, 3 or 4-inches long, from a sheet of foam. Also prepare an appropriate number of leg pairs.




1. Debarb the hook and secure it in the vise. Use a jam knot to tie the thread onto the hook 1/8-inch back from the hook eye. In tight touching turns wrap a neat thread base back to a point directly over the hook barb.

2. Cut a 45-degree arrow point at one end of a closed cell foam body strip. Tie the foam strip point to the top of the hook at the rear thread hang point with the standing part of the strip overhanging the rear of the hook.



3. At the rear thread hang point and directly on top of the foam arrow tie on the tag end of the underbody Estaz. Take the thread forward to the thread tie-on position 1/8-inch back from the hook eye.

4. In close turns wrap the underbody forward to the thread hang point 1/8-inch back from the hook eye. *Note: With each turn of the Estaz stroke the previous wrap fibers toward the rear to prevent them from being trapped under succeeding wraps.* Tie off and cut away the excess underbody Estaz.




Foam Spider.... Tom Regina



5. Pull the foam body strip forward over the top of the underbody. Tie the body strip down at the front thread hang point with 3 or 4 tight thread wraps forming the body/head segmentation. Cut away excess foam strip so the head of the spider extends beyond the hook eye 1/16 to 1/8-inch.

6. With 2 or 3 light thread wraps tie in one pair of legs to one side of the spider over the segmentation thread wraps. Adjust the leg pair so it is positioned relatively low on the body. Take two or three tight thread wraps to hold the leg pair in position. Rotate the spider in the vise and in the same manner tie on the second leg pair to the other side of the fly. *So you say "A spider has eight legs." Well as Doc Birdwell says "The fish don't care." And I say "Fish can't count."* Use a long reach Matarelli whip finish tool to apply whip finish thread wraps over the segmentation wraps. Cut away the thread and apply head cement to the whip finish thread wraps.



8. Cut the legs to length at the tying bench or at the fishing hole. Each of the four separate legs should be about twice as long as the spider body.

Fishing Report.... Captain Baz Yelverton

The exciting news for fly casters is the start of the spring pompano migration. There have been numerous reports of shore fishermen "limiting out" east of the pier, but I haven't seen many fish west of the "asphalt dune" where I spend most of my time. There are some fish around as you can see in the attached photo. We didn't weigh this fish, but I'm sure it was close to 5# (released unharmed). We need just a few more degrees of water temperature, and the full migration should begin.

The redfish and trout haven't moved onto the flats in the usual spring quantities. I'm hoping this is due to cool water temps and not the continued discolored water we've experienced for the past six weeks. We did find a very nice black drum on a shallow flat yesterday and might even have hooked him if Travis could've gotten the fly in the right place...

Where are the darn Spanish mackerel? They ought to be here any day, and I'm looking forward to their arrival. Hard to beat throwing a fly into a school of slashing, crashing Spanish.



Capt Baz

Southeastern Council Conclave 2008

2008

18th Annual Southeastern Council Conclave &

Fly Fishing Show

May 29 - 31

Callaway Gardens - Pine Mountain, Georgia

featuring

Lefty Kreh & Steve Rajeff



"This is by far the best show around. Anglers come to the shows to improve skills, learn, have fun, and maybe catch a few fish. The FFF's SE Council gets it right!"

There is little doubt that Lefty is the virtual father of Saltwater Fly Fishing and the most respected fly-casting instructor and fly-fishing author in the world.

Steve Rajeff has been called the Babe Ruth of Casting and has won the annual American Casting Association championship 34 consecutive times and the World Casting Championship 13 times.

Our special guests for 2008 are two of the greatest names ever in the sport of fly fishing! Make plans now to attend the 2008 Fly Fishing Show to see, meet and learn from these legendary anglers.



Seminars and workshops on many fly fishing topics

Free fishing on one of the private Callaway Gardens lakes for show attendees

Fly-tying demos and instruction by dozens of the best tiers in the country

Low-cost **hosted fishing** trips on private Callaway lakes

Casting instruction for novices to experts

Commercial exhibitors with great deals and special offers


Pensacola Junior College, Flyfishing Class 2008.... Tom Regina

The Fly Fishers of Northwest Florida in conjunction with PJC are teaching the PJC Fly Fishing Class. Classes are held on Wednesday evenings from 6-8 PM at the PJC Pensacola campus, building 4 ending April 30, 2008 with the exception of April 2 - spring break. If you are willing to volunteer please contact Tom Regina at 458-2978 or tomregina@bellsouth.net.

**FLY FISHERS OF NORTHWEST FLORIDA
FLY FISHING CLASS
CURRICULUM OUTLINE**

04/02/08	No class - Spring break	
Week 5 04/09/08	Casting instruction and practice Fly tying - Gartside Gurgler	John Brand Jerry Aldridge
Week 6 04/16/08	Casting instruction and practice Fly tying - Lefty's Deceiver	John Brand Bruce Vail
Week 7 04/23/08	Casting instruction and practice Fly tying - Elk Hair Caddis	John Brand Jerry Giles
Week 8 04/30/08	Casting review and practice Local fishing round table Invitation to club membership	John Brand Jerry Aldridge Karen Brand





APRIL 2008

Sun	Mon	Tue	Wed	Thu	Fri	Sat
		1	2	3	4	5
		Business Meeting 7 PM				
6	7	8	9	10	11	12
			Bull Session-Tying & Tall Tales 6:30 PM			
13	14	15	16	17	18	19
					Clinic - Casting, tying gourmet lunch 9 AM	
20	21	22	23	24	25	26
27	28	29	30			