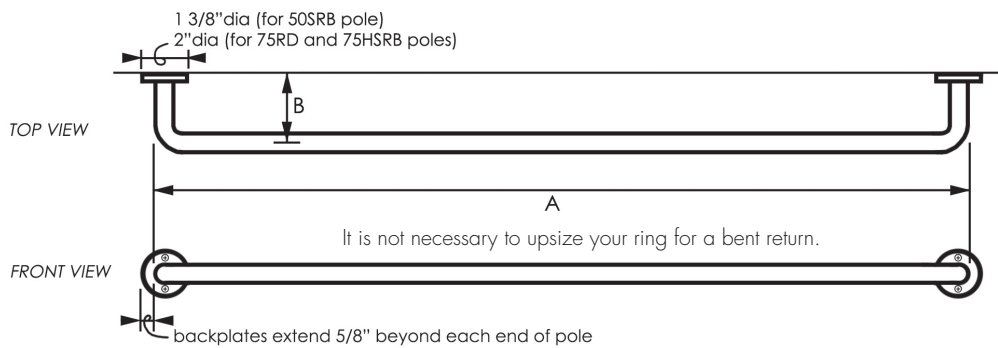


measuring bent and mitered returns for steel and wood

Bent and mitered return fees are charged per return. Double pole treatments are also available with bent or mitered returns on the front pole. Please call us for details.

steel pole bent returns



Product Information

- Available on steel poles: 1/2" 50SRB, 3/4" 75RD, or 3/4" 75HSRB
- Sold in 1 foot increments, 2 foot minimum
- Cut to specified length. Fall off will not be saved or shipped.
- Backplate: 1 3/8" diameter for 50SRB or 2" diameter for 75RD and 75HSRB

Please Specify

- A. Length of pole from outer return edge to outer return edge
- B. Return (distance from wall to center pole)
- C. Pole item number
- D. Finish color

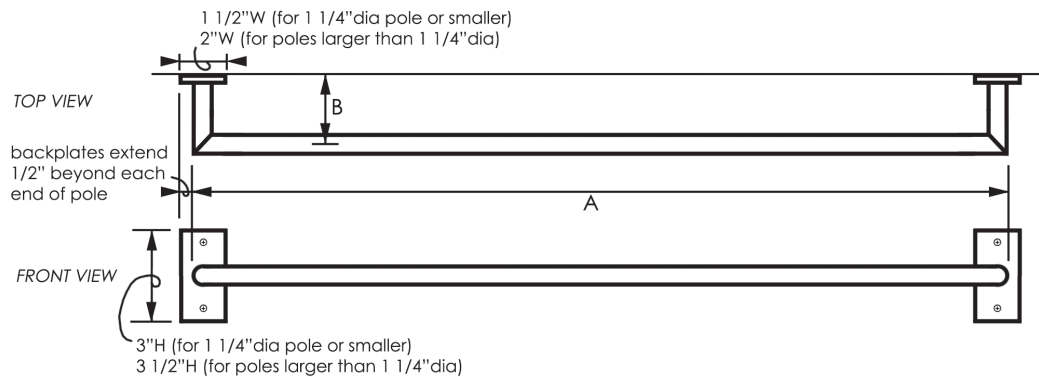
mitered returns – ring inner diameter chart

When a pole is mitered, the junction where the two pole pieces join is thicker than the pole diameter, and therefore a ring that would normally fit a certain pole diameter may not fit around a mitered corner. The minimum inner diameter of a ring for each mitered pole diameter is listed below.

Mitered Pole diameter	Ring Inner Diameter (minimum)
1/2"	7/8"
3/4"	1 1/8"
1"	1 1/2"
1 1/4"	1 7/8"
1 3/8"	2"
1 1/2"	2 1/4"
1 5/8"	2 3/8"
1 3/4"	2 5/8"
1 7/8"	2 3/4"
2"	3 1/4"
2 1/4"	3 3/8"
3"	4 3/8"

measuring bent and mitered returns for steel and wood

steel pole mitered returns



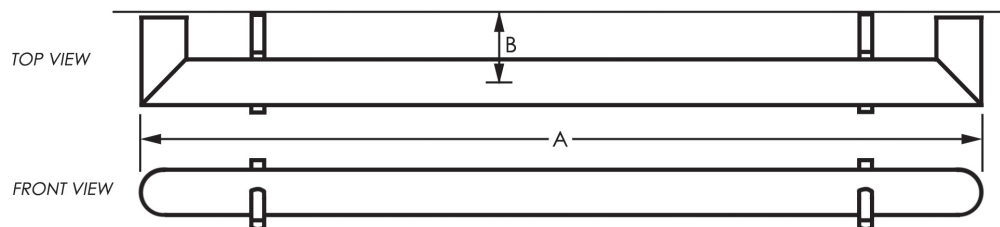
Product Information

- Available for any steel pole, except 1 1/4" TWCH125 and 1 3/4" TWCH
- Sold in 1 foot increments, 2 foot minimum
- Cut to specified length; fall off will not be saved or shipped
- Backplate: 3"H x 1 1/2"W or 3 1/2"H x 2"W, depending on pole diameter
- Ring inner diameter must be large enough to clear the pole miter, if used. See Ring Chart on previous page.

Please Specify

- A. Length of pole from outer return edge to outer return edge
- B. Return (distance from wall to center pole)
- C. Pole item number
- D. Finish color

wood pole mitered returns



Product Information

- Available for any wood pole, except 1 3/8" 138TW, 2" 2TR, 2 1/4" 225TR, and 3" 3TR
- Sold in 2 foot increments, 2 foot minimum
- Cut to specified length; fall off will not be saved or shipped
- Ring inner diameter must be large enough to clear the pole miter, if used. See Ring Chart on previous page.

Please Specify

- A. Length of pole from outer return edge to outer return edge
- B. Return (distance from wall to center pole)
- C. Pole item number
- D. Finish color

please note: Your choice of bracket, supports the main length of pole, while the mitered return is joined to the pole via wood glue and nails. Rings and/or draperies should not be installed on the mitered return. Return butts against the wall and is not attached to the wall. Weight should not be placed on the wood mitered return.