



The World of A.T. Assistive Technology



Educational Equity For All

April 2018



April 10, 2018, 02:00 pm CST - 60-minutes
TITLE: **How Can I Provide Independent Play in the Classroom For My Youngest Students?**

April 19, 2018, 11:00 am CST - 60-minutes
TITLE: **Fostering Play and Friendship Skills in Young Children with Autism in Inclusive Settings**

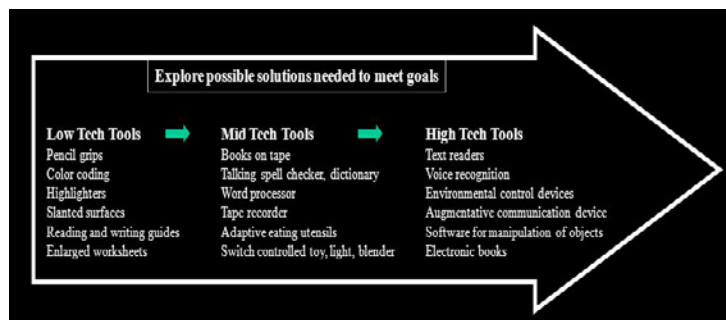
https://www.ablenetinc.com/resources/live_webinars/

The Power of Assistive Technology

“Technology has great potential in providing access for all learners. Through the use of a variety of assistive technologies, students with disabilities can have the ability to access the general curriculum. When assistive technology is appropriately integrated into the regular classroom, students are provided with multiple means to complete their work”

Janet Jendron

University of South Carolina Assistive Technology Project



Scanning for AAC



<https://www.youtube.com/watch?v=w-sxeiJdkyQ>

Playing Angry Birds with Two Step Scanning



<https://www.youtube.com/watch?v=MOQYmHtDbcz0>

There are 4 primary functions of AAC. This should be the heart of your IEP goals:

- Expression of wants and needs
- Exchange of information
- Social closeness
- Social etiquette

Consider, what is communication? It is:

- Connection
- Interaction
- Understanding
- A relationship with another person?

How are we going to get this to happen? Center your goals with this in mind.

FEATURED IDEA OF THE MONTH



DIY Switch-Adapted Spinner

Keep in mind that the average spinner/painter will be able to keep BOTH the spinner

and painting functions, so it becomes a multi-purpose tool...

<http://adaptingcreatively.blogspot.com/2011/07/diy-switch-adapted-spinner.html>

Ten Commandments for Voice Output

1. The AAC device is the student's voice. Messages should be in the first person and reflect the age and gender of the user.
2. The learner needs full access to the device as well as many planned opportunities each day to use it.
3. With training, peers can and should be involved in the programming process.
4. People need to communicate all day long. The device should be available to the communicator at all times.
5. Messages should be meaningful to the communicator. They should be motivating, useful, age appropriate, and fun.
6. Messages should have an authentic function in the communicator's life. Telling someone something they already know doesn't help anyone and can be demoralizing for the communicator.
7. The device should be used in fun, interesting and practical ways.
8. Adjust the volume so that the communicator doesn't have to repeat him or herself unnecessarily. Communication can be labor-intensive and fatiguing.
9. Inspect predictable routines to see where new opportunities for device use can be created.
10. Don't worry if the communicator doesn't truly understand the full message they are saying with their device. Focus on having them use it for active participation. That's how learning happens.

Another great resource from PrACctical AAC

<http://practicalaac.org>



PATHS TO LITERACY Sea Life-Themed Tactile Book: What Do You See in the Sea? <https://goo.gl/6NW5oN>

WEBSITES AND RESOURCES

http://practicalaac.org/?wpfb_dl=308

<https://goo.gl/fhK7DJ>

<https://goo.gl/4TkLCq>



PROFESSIONAL DEVELOPMENT



Communication, Access, Literacy and Learning

Webinars are convenient live presentations delivered to your computer or tablet over the web. They start at 4pm and last for 20 minutes. You can watch it live or choose to watch the archived one at a time most convenient to you.

This is a valuable opportunity for relevant, practical FREE Professional Learning in inclusive digital technologies that could benefit your students with Additional Support Needs.

<http://www.callscotland.org.uk/professional-learning/webinars/>



Free online sources for pictures:

[ConnectABILITY Visuals Engine](#) - online Boardmaker alternative (free)

[SymbolWorld](#) - symbol sets, current events news, activities, stories

[Sclera Picto's](#) - free black and white symbols, by category

[Pics4Learning](#) - pictures and graphics free for use in education, catalogued by category

[Do2Learn](#) - free picture cards, activities and other resources

Subscription-based online sources for pictures:

[Mrs. Riley](#) - Online Boardmaker Alternative (\$5/month or \$45/year)


[LessonPix](#) - Online resource for customized visual learning materials (\$36/year)



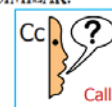
Download Free Wall Chart

KEEP TALKING!

YOU CAN COMMUNICATE A LOT WITH THE SIMPLEST OF AAC DEVICES. ALL YOU NEED IS A SINGLE MESSAGE DEVICE, EG. A BIGMACK OR SIMILAR.



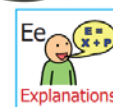
Buy items in a shop/pretend shop



Call for a significant other



Develop cause and effect skills




Repeat instructions




Tell someone you've finished



Give news to a significant other




Ask for help



Give important information



Add sound effects to a sensory story



Say the answer or where something is

<https://talksense.weebly.com/simple-aac.html>