



Tracy Youth Soccer League

Referee Meeting

August 15, 2016

Agenda

- Welcome
- Introductions
- W9s
- Referee Overview
- Laws of the Game & Playing Rules
- Season Information
 - Getting started
 - Signing up for games
 - Housekeeping & Appearance
 - Game Cards
 - Referee Crews
- Referee License Renewal
- Other Information
- Referee Pay Scale

Request for Taxpayer Identification Number and Certification

Give form to the
requester. Do not
send to the IRS.

See Specific Instructions on page 3.
or type
Part I

Name (as shown on your income tax return)	
Business name, if different from above	
Check appropriate box: <input type="checkbox"/> Individual/ Sole proprietor <input type="checkbox"/> Corporation <input type="checkbox"/> Partnership <input type="checkbox"/> Other ▶	<input type="checkbox"/> Exempt from backup withholding
Address (number, street, and apt. or suite no.)	Requester's name and address (optional)
City, state, and ZIP code	
List account number(s) here (optional)	

Part I Taxpayer Identification Number (TIN)

Enter your TIN in the appropriate box. The TIN provided must match the name given on Line 1 to avoid backup withholding. For individuals, this is your social security number (SSN). However, for a sole proprietor, or disregarded entity, see the Part I instructions on page 3. For other entities, it is your employer identification number (EIN). If you do not have a number, see *How to get a TIN* on page 3.

Social security number									

or

Referee Overview

Referee Grade

Refereeing Overview

There are 14 referee grades:

Grade 16 - Emeritus State Referee

Grade 15 - Emeritus State Referee

Grade 14 - Emeritus National Referee

Grade 13 - Emeritus Professional Referee

Grade 12 - Assistant Referee

Grade 9 - Recreational Referee

Grade 8 - Referee

Grade 7 - Referee

Grade 6 - State Referee

Grade 5 - State Referee

Grade 4 - National Referee

Grade 3 - Professional Referee

Grade 2 - FIFA Assistant Referee

Grade 1 - FIFA Referee

Laws of the Game

Playing Rules

Refresher



- OFFSIDES?

NO! on a Throw-in

NO! on a Goal Kick


NO! on a Corner Kick

READ READ READ READ READ READ READ

Your Laws of the Game booklet every night before you referee games!

This will help refresh your memory on Laws of the Game!

KNOW the Playing Rules for the local league!!!



Substitutions

Players may be substituted at the following times:

- Prior to a throw-in, in your favor.

- If the team in possession of the ball substitutes, the other team may substitute players as well.

- Prior to a goal kick, by either team.

- After a goal, by either team.

- After an injury, when the referee stops play, by either team.

- At half time.

- When the referee stops play to caution a player, only the cautioned player may be substituted, prior to the restart of the game.

The number of substitutes shall be unlimited. A substitute shall not enter the field of play until he/she has been given a signal to do so by the referee.

Tracy Youth Soccer League (TYSL)


Game Rules Season 2016-17

- **Home Team wears Blue and is responsible for providing the game card (completed with team roster and coach signature of both teams) and game ball. Home team will stand on the NORTH or EAST side of the field. Depending on field orientation**
- **U6's games scores will not be recorded, for internal use only.**
- **No more than a 6 goal differential.**
 - **1st Offense for going over goal differential 1 point loss**
 - **2nd Offense will be referred to a Protest and Discipline Committee with the possibility of U8, U10, U12 and U14 teams not being allowed to participate in the Inter-League Tourney**
- **No one will be allowed to stand or sit behind the goal line.**
- **Players permitted on the field in each age group may change. This depends on the amount of players rostered to each team in that age bracket.**

No Pets/or Noisemakers (this means all types) are not ALLOWED at any playing site. Failure to remove pet from field will result in game being forfeited against your team.

Game rules can be changed or amended by the TYSL Board at any time.

Age group	Under 6	Under 7/8	Under 9/10	Under 12	Under 14	Coed
Players on the field	4v4 no goalies	6v6 (5+1)	10v10(9+1)	U12 B 11v11(10+1) U12 G 9v9(8+1)	11v11(10+1)	11(10+1) Minimum of 3 girls in attendance must be on the field at all times
Ball size	3	3	4	4	5	5
Game Half	20	20	25	30	30	35
Half time (in minutes)	5	5	5	5	5	5
Substitutions can be made at the following times	Own throw in / Any goal kick / After a goal	Own throw in / Any goal kick / After a goal	Own throw in / Any goal kick / After a goal	Own throw in / Any goal kick / After a goal	Own throw in / Any goal kick / After a goal	Own throw in / Any goal kick / After a goal
Headers	NO	NO	NO	NO	NO	YES
Offside	NO	NO	YES	YES	YES	YES
Direct Kicks	NO	NO	YES	YES	YES	YES
Penalty kicks	NO	NO	YES	YES	YES	YES
Slide tackling	NO	NO	YES	YES	YES	YES

[HOME](#)[ABOUT US](#)[COACHES](#)[COMPETITIVE TUCSC](#)[REGISTRATION](#)[REFEREES](#)[TOPSOCCER](#)[CONTACT US](#)[Injury Case Report](#)[Game Card Stickers](#)[Field Locations](#)[Day on the Green
Picture Schedules](#)[2015/16 TYSL Game Rules](#)[Mini Season](#)[U19 Frazier Soccer](#)[1601 Player Form](#)

Player Injuries – Referee Guidelines

1. You notice that a player has gotten injured. Your first decision is whether to stop the match or not. If it looks serious, blow the whistle to stop play, call the coach on, and go to step 5. Otherwise, for the younger players, if they've gone down to the ground and not gotten up promptly, you might as well blow the whistle. For the older players, you might want to try to figure out if it's something they will shake off by themselves without stopping the match. Things that you should stop play immediately for include: Breathing problems, severe bleeding, head/neck/back injuries, and broken bones.
2. Once play is stopped, whether you stopped it or it stopped because the ball went out of play, run (don't walk) to the injured player. If you let play continue unnecessarily long with a player down, or if you walk nonchalantly to the player after play is stopped, people will get the impression that you don't care about the safety of players.
3. Once you get to the player, ask them if they need their coach's attention. Do not attempt to administer first aid.
4. If the answer is yes, or if the player does not respond coherently, beckon the coach onto the field. If the player's answer was "no", hold up your hand to stop the coach and let them know that the player doesn't need their attention.
5. If you beckoned the coach onto the field, step away from the player. My personal preference is for you to visit the AR on the end of the field where the player is. Walk or jog backwards to the AR keeping the players in view. If the AR is near the team bench or a group of spectators, have him/her come onto the field out of earshot of players. Ask them what they saw. This is important. You get away from the coach who might be tempted to criticize your calls, and it gets you potential helpful information from your AR.

6. If you are the assistant referee, keep an eye on the players. One team may try to get revenge while officials let their guard down.

7. Does the injured player have to leave the field? In general, if you've stopped play solely for the injury, or if you summoned the coach or first-aid crew on to attend to the player, yes. Exceptions: The injured player is a goalkeeper; Both the goalkeeper and another player got injured; Two players from the same team got injured; The injury is severe (e.g., head/neck/back) so there is a risk of harming the player more by moving him/her. In that case, the first-aid crew will decide what to do with the player. In youth soccer, injuries are legal opportunities for substitutions for either team.

8. Once the injury is taken care of, come back onto the field and restart the match. If you blew the whistle because of the injury and there was no foul, restart with a drop ball where the ball was when you blew the whistle. If play was stopped for any other reason, conduct the appropriate restart. Blow your whistle so everybody's attention is back on the match.

9. If the restart is a dropped ball, you do not need to have players from either or both teams participate. If the goalkeeper had possession of the ball when you stopped play, you can have a dropped ball with just the goalkeeper present.

Rules for Heading the Ball



New heading guidelines by Cal North will be adopted by TYSL this season.

Pleasanton Ca. (February 24, 2016) – Chairman Pete Zopfi and Executive Director Matthew Madeira announce that Cal North, in accordance with U.S. Soccer guidelines and intent, is implementing the following rules for heading:

No heading for players 12 years old and younger in games. Teams that are **u14 and below**, will not be allowed to head the ball!

Abide by U.S. Soccer recommendations for heading in practice (heading training for players age 11 to 13 years of age should be limited to a maximum of 30 minutes per week with no more than 15 to 20 headers per player per week).

When a player deliberately heads the ball in a game, **an indirect free kick** should be awarded to the opposing team from the spot of the offense. However, if a player deliberately heads a ball within their goal area, the indirect free kick by the attacking team should be taken on the goal area line parallel to the goal line at the point nearest to where the infringement occurred.

“A large part of our passion for the game is doing all we can to promote the safety and health of our valued players”, said Madeira. Zopfi comments “Cal North has been, and will continue to be, a leader in concussion awareness within youth soccer.”

Cal North will continue to monitor decisions made by U.S. Soccer with regards to concussion protocol and heading.

Handling Coaches

Ask, Tell, Dismiss

1 – Ask the coach to stop doing what is unacceptable

2 – Tell them to stop it and let them know the consequences if they don't stop it

3 – Dismiss (tell them to leave)

TYSL Season Information

When does the TYSL season start?

- Under 6 Boys & Girls
 - Starts on Wednesday, Sept. 7 @ 6:00 p.m..
- TOPSoccer
 - Starts on Wednesday, Sept. TBD
- Under 7 and above season
 - Starts on Saturday, September 10
 - Games are on Saturdays as early as 8:00 AM and end by 4:00 PM

How do we get started?

- *Call All* will go out either on Sundays, Monday s or Tuesdays around 4:00 PM for following Saturday games
 - You will need to listen to the ENTIRE message. DO NOT call me and ask “why did you call me” or send me a text message asking “who is this”.
 - If you cannot answer your phone or listen to the voicemail message, don’t bother calling for games
 - **I will not return calls** nor will I return text messages asking “who is this”
 - The Call All date may change when I am out of town

How do we get started?

- *Call All* will be held on Monday s or Tuesday s from 4:00 P.M. to 5:00 P.M. on Saturday s.
 - You need to listen to the ENTIRE message. Do not say "did you call me" or "I called you" or "I didn't call you" or "I didn't get your message asking for this".
 - If you cannot answer your phone, listen to the message, don't bother calling back.
 - **Do not return calls** nor will we be making any phone calls.
 - The meeting will be held in the town hall.

DO NOT WAIT UNTIL THE LAST MINUTE TO RENEW YOUR LICENSE FOR 2016!

Increase your Referee Skills by watching these YouTube videos

[Assistant Referee Signals](#)

[Referee Signals](#)



Referee Send Off Report

CNRA Registration
Power Point

2015/16 TYSL Game Rules

For additional Referee classes; Please check the District VIII website for more referee information.
<http://www.cysad8.org/Referees.php>

If you have any questions with regards to refereeing soccer, please contact Diana at refassignordi@gmail.com





MANDATORY Referee Meeting

Monday, August 15

6:00 pm – 8:00 pm

Tracy Transit Station, Room 105

50 E. Sixth Street

Tracy, CA

Mandatory meeting for referees who want to officiate games for the upcoming soccer season.

Questions? Contact Diana Magallanes at RefAssignorDi@gmail.com

2016 Referee License Renewal

You MUST renew your referee license EACH calendar year. If you would like to be assigned to officiate games for 2015, you must have your 2015 patch and license before the season starts.

2016 Referee Availability



2016 Recreational Referee Sign Up/Availability

Please fill out the form below and select your availability. You must have a current USSF 2016 or 2017 license to participate in the Tracy Youth Soccer League recreational season. Should you have any questions, please email: RefAssignorDi@gmail.com

Last Name: *

First Name: *

Contact Email: *

Cell Contact # with Area code *

Comments about your availability

Wednesday, September 7th Games – U6 Division

- ☐ 6pm-7pm
- ☐ 7pm - 8pm

Saturday, September 10th Games - U7 - Coed

- ☐ 8am - 10am
- ☐ 10am - 12pm
- ☐ 12pm - 2pm
- ☐ 2pm - 4pm

Saturday, September 10th Games - U7 - Coed

- ☐ 8am - 10am
- ☐ 10am - 12pm
- ☐ 12pm - 2pm
- ☐ 2pm - 4pm

Wednesday, September 14th Games -- U6 Division

- ☐ 6pm-7pm
- ☐ 7pm - 8pm

Saturday, September 17th Games - U7- Coed

- ☐ 8am - 10am
- ☐ 10am - 12pm
- ☐ 12pm - 2pm
- ☐ 2pm - 4pm

Wednesday, September 21st Games -- U6 Division

- ☐ 6pm-7pm
- ☐ 7pm - 8pm

Saturday, September 24th Games - U7 - Coed

- ☐ 8am - 10am
- ☐ 10am - 12pm
- ☐ 12pm - 2pm
- ☐ 2pm - 4pm

Wednesday, September 28th Games -- U6 Division

- ☐ 6pm-7pm
- ☐ 7pm - 8pm

SUBMIT

Make sure you hit the submit button.

How do we get started?

- *I will accept text messages or emails from you to referee games*
 - *Provide your name and available times*
 - *Provide your game time (if you are a player or coach)*
- *You will get a confirmation text message letting you know what location to go to and time*
 - *If you don't get a reply, it means I did not get your message. Send your text message again.*

Housekeeping and Appearances

Housekeeping and Appearances

- Show up at least 30 minutes before the first scheduled game
- Show up prepared
 - Uniform clean, and crisp with current badge
 - Whistle, pen, flip coin, red & yellow cards, watch (YOU are NOT allowed to use your cell phone to keep time), and flags for the ARs.

Housekeeping and Appearances

- Uniform
 - Yellow referee jersey
 - Other colors as needed (if you are doing higher comp level games)
 - Black REFEREE shorts
 - Purchase at a soccer store or online
 - NO LONG BASKETBALL STYE SHORTS!
 - Black socks (2 designs for referees)
 - 2 white stripe US Soccer
 - 3 white stripe



Referee Starter Kits:

Amazon.com - \$64.99-67.49

*Yellow jersey, shorts, socks, set of flags, duffel bag, red/yellow card, whistle, flip coin

Officialsports.com - \$59.95-\$64.95

*Yellow jersey, shorts, socks, velcro for patch, set of flags, duffel bag, red/yellow card, Whistle

Dayaks Den - ?



CONGRATULATIONS ON BECOMING A U.S. SOCCER REFEREE!

THIS IS WHAT YOU NEED:

SHIRT



Official U.S. Soccer
Economy Shirt
#8170

ALTERNATE SHIRT COLORS



Black Red Blue Green

SHORT



Official
U.S. Soccer
Economy Shorts
#1150CL

SOCKS



Official
U.S. Soccer
2 Stripe
Economy Sock
#1318CL

OR



Three White
Stripe
Economy Sock
#1318

GEAR



Wrist Lanyard
#1421



Whistle
#1411



Red/Yellow
Card Set
#RedSM
#YellowSM



Velcro Disk
for badge
#3026



Flag Set
#1504

Recommended GEAR to have:



Data Wallet
#WALLET



Scorepad
#2044



Official Starter Bag
#1605CL

Special Savings:

Buy a Starter Kit
& Save over 20%

#1808 11-PC Kit \$59.95

#1809 10-PC Kit \$50.40

#1810 7-PC Kit \$36.95

Save even more with
Kit Add-Ons!

SEE OFFICIALSPORTS.COM FOR DETAILS

The only Official U.S. Soccer Starter Kit!

officialsports.com



But...guess what? New referee uniforms are out!



USSF Men's Economy Yellow SS Shirt

9170
\$25.95

* Size:

-- Please Choose an ... ▾

[Size guide](#)



USSF Women's Economy Yellow SS Shirt

W9170
\$25.95

* Size:

-- Please Choose an ... ▾

[Size guide](#)

Quantity:

1 ▾

[Add To Shopping Bag](#)

[View Details](#)

[Referee Uniforms](#) > [Pro Jerseys](#) > 9070 USSF Pro Yellow SS Shirt

9070 USSF Pro Yellow SS Shirt

\$48.95

SKU: 9070

* Size:

-- Please Choose an Option -- ▾

Quantity:

1 ▾

Shipping: Standard Shipping

[ADD TO CART](#)

[ADD TO WISH LIST](#)

Will Ship Mid July 2016




Product Description

- New Updated Sleek Design
- Zippered Collar
- Lightweight Wicking Fabric
- Two Hidden Pockets w/Velcro Closure & Pull Tabs



U.S. Soccer Federation Debuts New Referee Uniform from Official Sports International at NWSL Matches



The current official jersey uniform style can still be worn during matches through 2018.

Housekeeping and Appearances

- Jerseys MUST be tucked in at all times
 - BEFORE you enter a field to check in teams, you should be in full uniform (no jackets, no sweats)
- No jewelry except your watch
 - This includes face piercings (eye, face, lip, ears, tongue, etc)
- Hats must be solid black and worn with the bill forward (Small white Nike/Adidas logo ok)
- Under armoure or long sleeve black shirts are okay for warmth

Housekeeping and Appearances

- Shoes/Cleats should be black in color
 - If you do not own a pair of black running shoes or cleats, I am not recommending you run out and buy a pair, this is a rule of thumb especially if you want to referee at higher levels and out of town
 - DO NOT ref in Van style type shoes. You will slip.

Game Cards

Game Cards

- All information MUST BE PRINTED CLEARLY
- Fill in the entire GAME CARD
- Any game card missing the date, time and age group will be paid a flat rate of \$10.
- MAKE SURE you have the score CORRECT!
 - Incorrect score reporting can cause MAJOR ISSUES!

REFeree COMMENTS:

Referee's comments:
YC #16 - Blue team/1st half - DT 14:00
Blue team - Verbal warning to coach for
parent side line behavior - 2nd half - 16:00

Referee Teams

Referee Teams

- YOU are a team when you step onto the field together
 - DO NOT talk to the sideline at any time with regards to negative comments about your referee team
 - Whether you agree with how well your other referees are doing or not, do not ever make negative comments about your referee team
 - If you are an AR and have issues of any kind with the sideline you are on, immediately call your center referee over for consultation
 - You can call your center referee over at any time, especially if anyone on your sideline, including spectators, players, and coaches, are making comments that are making you uncomfortable
 - Immediately report any harassment of any kind to your lead site referee

Tips for Referees

- Saturday games –
 - Bring a lunch and snacks
 - Wear sunscreen
 - Bring a solid black hat to protect skin from the sun
 - Stay hydrated!
 - Water provided by TYSL at all sites

License Renewal

Current License?

- You MUST be currently licensed to referee for TYSL
 - It is a liability to use unlicensed referees
 - THIS WILL BE STRICTLY ENFORCED

Referee License

- MUST be renewed EACH year
 - If you do not have a current year badge, you need to renew it on the CNRA website
 - <http://cnra.gameofficials.net>
 - On the Home page, there are instructions on how to renew
- You MUST wear your current patch when officiating games

Other Information

NO OBLIGATION

- Just because you have a referee license, DOES NOT mean I am obligated to assign you games
 - Referees consistently showing up late or not showing up at all
 - Sloppy, out of uniform
 - Uncooperative, aggressiveness towards others, not open to feedback
 - Not following guidelines for signing up for games, parents constant involvement (ie emails, phone calls)
 - Bothering Board Members for checks

NO OBLIGATION

- Just because you have a referee license, DOES NOT mean I am obligated to assign you games
 - RESPECT
 - at all times to Players, Parents, Coaches, Board Members, Head Referees, other referees
 - EAGER
 - to receive feedback, have a job, passion for refereeing
 - FRIENDLY
 - smile, relax and enjoy yourself

1099s and W9s

Referee 1099

- A referee making >\$599 will receive a 1099 in the mail
- Tax info must be turned in to Diana BEFORE you are assigned games
- Your information is protected and shredded after it is given to the Treasurer

Referee Pay

When do I get paid?

- Payroll is submitted to the Treasurer every two weeks
 - In some cases, it may be 3-4 weeks
 - YOU are responsible for tracking your games/pay
- Checks will either be mailed or delivered to the site locations
- DO NOT call the Treasurer, the Referee Coordinator or any other Board Members asking for your check!
- Your patience is greatly appreciated!

Pay Scale

- Recreational Soccer Games
- U6 - \$13 per game (1 referee)
 - U7/U8 - \$13 per game (1 referee)
 - U9/U10 - \$15 per game (1 referee)
 - U11/U12 - \$17 per game
 - U13/U14 - \$20 per game (3 man crew)
 - Coed - \$25 per game (3 man crew)
 - 4th Official - \$10 per game
- Competitive Soccer Games U9-U13 - \$25 per game
 - U14-U16 - \$27 per game
 - U17-U19 - \$33 per game
- **NO UNLICENSED REFEREES CAN OFFICIATE GAMES!**

Pay Scale

effective 8.2016

Recreational:

Current: u6 - \$13.00 Proposed = \$15.00 per ref (Two referees)

Current: u7/u8 - \$13.00 Proposed = \$15.00 per ref (Two referees)

Current: u9/u10 \$15 Proposed: \$20 per ref (Two referees)

Current: u11/u12 - \$17.00 Proposed = \$25 Center Ref; \$20 AR

Current: u13/u14 - \$20 Proposed = \$25 Center Ref; \$20 AR

Current: Coed \$25 Proposed = \$30 center, \$25 AR

Competitive:

U10 and below - Current: \$25 Proposed = No change

U11-u13 – Current \$25 Proposed = \$30 Center Ref; \$25 AR

U14-u15 – Current \$27 Proposed = \$30 Center Ref; \$25 AR

U16 and above – Current \$33 Proposed = \$35 Center Ref; \$30 AR

Additional Resources

- Referee License Renewal
 - <https://cnra.gameofficials.net/>
- Tracy Youth Soccer League
 - <http://tracyyouthsoccer.com/>
- Diana Magallanes, TYSL Referee Assignor/
Referee Mentor
 - (209) 597-1922 or email:
RefAssignorDi@gmail.com

QUESTIONS??

