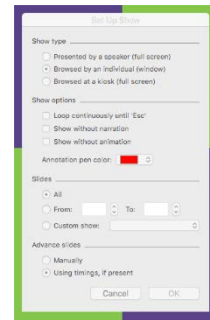
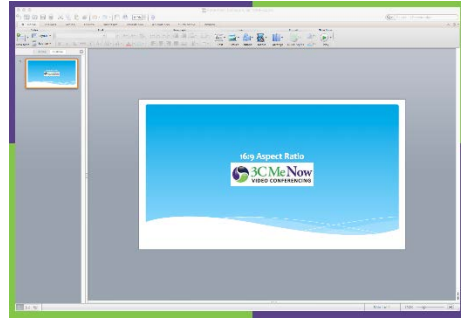


## Present from a computer using PowerPoint® slides (Mac Platform)


The purpose of the steps outlined below is to show you how to configure your PowerPoint® slide show to display full screen in your moderator window, and still allow you to see the participants list, chat and moderator controls in your main monitor display

1. Open your **PowerPoint®** Slides
2. Click the **Slide Show** tab
3. Click **Set Up Slide Show**
4. Look under **Show type** and click **Browsed by an individual (window)**
5. Click **<OK>**



### Presenter's View

You can now show your PowerPoint® presentation in Slide Show mode and still see your participants list, chats, video and presentation controls within the desktop interface...



### Participant's View

Your participants will have a clear view of the presentation as well as other windows and controls within the desktop interface.

