ADDITIONS AND RENOVATIONS

CHURCH OF THE HOLY SPIRIT

2871 BARNDT ROAD, HARLEYSVILLE, PA, 19438

BID SET - APRIL 12, 2021

OWNER
CHURCH OF THE HOLY SPIRIT
2871 BARNDT ROAD
HARLEYSVILLE, PA 19438
TEL. 215-519-6939

CONTACT: BEN GORTON
(BGORTONCOHS@GMAIL.COM)

ARCHITECTURAL
GODSHALL KANE O'ROURKE ARCHITECTS, LLC
300 BROOKSIDE AVE, AMBLER YARDS
BUILDING 18, SUITE 150, AMBLER, PA 19002
TEL. 215-646-2003 / WWW.GKOARCHITECTS.COM

CONTACT: MATTHEW JONES (MATTHEW@GKOARCHITECTS.COM)
P. MICHAEL O'ROURKE, AIA (MIKE@GKOARCHITECTS.COM)
AMY WALTER (AMY@GKOARCHITECTS.COM)

MEP
CONSOLIDATED ENGINEERS
1022 JAMES DRIVE
LEESPORT, PA 19533
TEL. 610-916-1600 / WWW.CONSOLIDATED ENGINEERS.COM

CONTACT: ADAM MOSER, PE (ADAMM@CEMEC.COM)
CHRISTOPHER VAN CAMPEN, PE
(CHRISV@CEMEC.COM)

CIVIL
HORIZON ENGINEERING
428 MAIN STREET
PENNSBURG, PA 18073
TEL. 267-923-8673

CONTACT: MARK SMITH
(MSMITH@HORIZONENGINEERS.COM)
ROBERT MILLER
(RMILLER@HORIZONENGINEERS.COM)

STRUCTURAL
GTA, INC. - STRUCTURAL ENGINEERS
5910 EASTON RD.
PIPERSVILLE, PA 18947
TEL. 215-766-3982

CONTACT: GARY TALBOT, PE
(GARY@GTA-ENGINEERS.COM)

COMMON SYMBOLS & ABBREVIATIONS LIST

&	AND
∠	ANGLE
@	AT
℄	CENTERLINE
°	DEGREES
Ø	DIAMETER
#	NUMBER
±	PLUS OR MINUS
(A)	ACTIVE LEAF IN PAIR OF DOORS
ABV	ABOVE
ACM	ASBESTOS CONTAINING MATERIAL
A.C.T.	ACOUSTIC CEILING TILE
ADA	AMERICAN W/ DISABILITIES ACT
ADJ	ADJUSTABLE
A.F.F.	ABOVE FINISH FLOOR
AL	ALUMINUM
ALT.	ALTERNATE
ALUM.	ALUMINUM
APP	APPROVED
APPROX.	APPROXIMATELY
ARCH	ARCHITECT
ASB	ASBESTOS CONTRACTOR
BK	BLOCK CONTROL JOINT
BLDG	BUILDING
BLK	BLOCK
BM	BEAM
BN	BULLNOSE BLOCK
B.O.	BOTTOM OF
BOT.	BOTTOM
BR	BRICK CONTROL JOINT
B.U.	BUILT-UP
CB	CHALKBOARD
CFMC	COLD FORMED METAL CHANNEL
CFMF	COLD FORMED METAL FRAMING
CH	CHANNEL
CHK	CHECK OR CHECKED
CJ	CONTROL JOINT
CLG	CEILING
CLOS	CLOSURE
CLR	CLEAR
CMU	CONCRETE MASONRY UNIT
COL	COLUMN
CONC.	CONCRETE
CONF.	CONFERENCE
CONST	CONSTRUCTION
CONT.	CONTINUOUS
COORD.	COORDINATE
CORR.	CORRIDOR
CT	COUNTERTOP
DET	DETAIL
DIA	DIAMETER
DIM	DIMENSION
DIR	DIRECTOR
DISP	DISPENSER
DN	DOWN
DR	DOOR
DS	DOWNSPOUT
DTL	DETAIL
DWG	DRAWING
E	EAST
(E)	EXISTING
EA	EACH
EC	ELECTRICAL CONTRACTOR
E.C.	ELECTRICAL CONTRACTOR
EIFS	EXTERIOR INSULATION & FINISH SYSTEM
EJ / E.J.	EXPANSION JOINT
EL	ELEVATION
ELEC	ELECTRICAL
ELECT	ELECTRICAL
ELEV.	ELEVATION
ENCL	ENCLOSURE
EQ.	EQUAL
EQUIP	EQUIPMENT
EXG.	EXISTING
EXIST.	EXISTING
EXP.	EXPANSION
EXST.	EXISTING
EXT.	EXTERIOR
EXTR.	EXTERIOR
E.W.C.	ELECTRIC WATER COOLER
FAST	FASTENED
FD	FLOOR DRAIN
FE-#	FIRE EXTINGUISHER
F.E.	FINISHED END OF CASEWORK
FEC-#	FIRE EXTINGUISHER CABINET
FIN	FINISH
FL	FLASHING
FLR	FLOOR
F.O.	FACE OF
FT.	FEET
F.T.	FULL TILE
GA.	GAUGE
GALV.	GALVANIZED
GC	GENERAL CONTRACTOR
G.C.	GENERAL CONTRACTOR
GEN.	GENERAL
GL	GLASS OR GLAZING
GR	GRADE
GWB	GYPSUM WALL BOARD
GYP. BD	GYPSUM BOARD
G.S.	GRAVEL STOP
H	HEIGHT
HC	HVAC CONTRACTOR
H.C.	HVAC CONTRACTOR
H.M.	HOLLOW METAL
HORIZ.	HORIZONTAL
H.P.	HIGH POINT
HR	HOUR
HT.	HEIGHT
INSUL.	INSULATION
INT.	INTERIOR
INTR.	INTERIOR
INTERM.	INTERMEDIATE
JAN.	JANITOR
JB	JUNCTION BOX
J.C.	JANITOR'S CLOSET
JT	JOINT
K	KIP: 1000 LB
KPL	KICK PLATE
L	LENGTH
LAM	LAMINATED
LAV.	LAVATORY
LB.	POUND
LDG	LANDING
LNTL	LINTEL
LOC	LOCATION
L.P.	LOW POINT
LT	LIGHT
LVR	LOUVER
MANUF.	MANUFACTURER
MAS	MASONRY
MATL.	MATERIAL
MAX	MAXIMUM
MB	MARKERBOARD
MDF	MEDIUM DENSITY FIBERBOARD
MECH.	MECHANICAL
MEMB	MEMBRANE
MET	METAL
MFGR	MANUFACTURER
MFR	MANUFACTURER
MIN.	MINIMUM
MIR.	MIRROR OR MIRRORED
M.O.	MASONRY OPENING
M.R.	MOISTURE RESISTANT
MTD.	MOUNTED
MTG	MEETING
MTL	METAL
N	NORTH
NA	NOT APPLICABLE
N/A	NOT APPLICABLE
N.I.C.	NOT IN CONTRACT
NO.	NUMBER
N.T.S.	NOT TO SCALE
OA	OVERALL
O.C.	ON CENTER
OD	OUTSIDE DIAMETER
O.D.	OUTSIDE DIMENSION
O.F.	OVERFLOW ROOF DRAIN
O.H.	OPPOSITE HAND
OPNG.	OPENING
OPP.	OPPOSITE
ORIG.	ORIGINAL
OSHA	OCCUPATIONAL SAFETY & HEALTH ADMINISTRATION
OZ	OUNCE
PARTN.	PARTITION
PC	PLUMBING CONTRACTOR
P.C.	PLUMBING CONTRACTOR
PERF.	PERFORATED
PERIM.	PERIMETER
PERM.	PERMANENT
PERP.	PERPENDICULAR
PL	PLATE
P.LAM	PLASTIC LAMINATE
PLBG	PLUMBING
PLUMB	PLUMBING
PNL	PANEL
PNT	PAINT
POS	POINT OF SALE TERMINAL
PR	PAIR
PROJ.	PROJECT
PT	PAINT
PTD	PAINTED
PTN	PARTITION
PNL	PANEL
PNT	PAINT
POS	POINT OF SALE TERMINAL
PR	PAIR
PROJ.	PROJECT
PT	PAINT
PTD	PAINTED
PTN	PARTITION
QTY.	QUANTITY
QUAL.	QUALITY
R	RISER
(R)	RELOCATED
RAD	RADIUS
RB	RUBBER BASE
RCP	REFLECTED CEILING PLAN
R.D.	ROOF DRAIN
REC.	RECESSED
REQ'D.	REQUIRED
REQ'TS	REQUIREMENTS
RET	RETURN
RFG	ROOFING
RLG	RAILING
RM	ROOM
RND	ROUND
R.O.	ROUGH OPENING
R.S.	ROLLER SHADE
RWL	RAIN WATER LEADER
RWO	ROUGH WALL OPENING
S	SOUTH
SB	SPLASH BLOCK
S.C.	SOLID CORE
SDL	SADDLE
SECT.	SECTION
SIM.	SIMILAR
SLP	SLOPE
SLV	SLEEVE
SPEC.	SPECIFICATION
SPKLR	SPRINKLER
SQ.	SQUARE
S.S.	STAINLESS STEEL
ST.	STORAGE
STD.	STANDARD
STL	STEEL
STOR.	STORAGE
STRUCT	STRUCTURAL
SW	SLAT WALL
T.	TOILET
TB	TACKBOARD
TEMP	TEMPERED
TEMP.	TEMPORARY
THK	THICK
T.O.	TOP OF
TS	TACK STRIP
TYP.	TYPICAL
UL	UNDERWRITERS LABORATORY
U.N.O.	UNLESS NOTED OTHERWISE
VERT	VERTICAL
V.I.F.	VERIFY IN FIELD
W	WEST
W	WIDTH
W/	WITH
WCJ	WALL CONTROL JOINT
WD.	WOOD
W.P.	WORKING POINT
W.R.	WATER RESISTANT
W.T.	WINDOW TREATMENT

DRAWING INDEX:

CS	COVER SHEET

CIVIL

0	COVER SHEET
1	LAND DEVELOPMENT PLAN
2	EXISTING FEATURES - DEMOLITION PLAN
3	STORM AND GRADING PLAN
4	CONSTRUCTION DETAILS - PCSWM
5	LANDSCAPE PLAN - PCSWM
6	LANDSCAPE DETAILS - PCSWM
7	LIGHTING PLAN
8	EROSION + SEDIMENT CONTROL PLAN
9	EROSION + SEDIMENT CONTROL DETAILS
10	POST CONSTRUCTION STORMWATER MANAGEMENT PLAN (A)
11	POST CONSTRUCTION STORMWATER MANAGEMENT PLAN (B)
12	POST CONSTRUCTION STORMWATER MANAGEMENT PLAN C)

ARCHITECTURAL

A0.1	CODE PLAN
A0.2	ACCESSIBILITY PLAN
A2.1	FLOOR PLAN / MISC. DEMO. & RENOV.
A2.2	ROOF PLAN & REFLECTED CEILING PLAN
A2.3	DETAIL PLANS / DOOR & TOILET RM. SCHEDULES
A3.1	EXTERIOR ELEVATIONS & WINDOW SCHEDULE
A4.1	BUILDING SECTIONS
A4.2	WALL SECTIONS & DETAILS
A4.3	WALL SECTIONS & DETAILS
A4.4	WALL SECTIONS & DETAILS
A5.1	INTERIOR ELEVATIONS
A5.2	INTERIOR ELEVATIONS
A5.3	INTERIOR DETAILS
A7.1	INTERIOR FINISH PLAN & SCHEDULE
A8.1	DETAILS
A8.2	DETAILS
A9.1	SCHEMATIC RENDERINGS

STRUCTURAL

S-1.0	FOUNDATION PLAN
S-2.0	ROOF FRAMING PLAN
S-3.0	FOUNDATION SECTIONS AND DETAILS
S-3.1	FRAMING SECTIONS AND DETAILS

HVAC

H1.0	FLOOR PLAN HVAC
H2.0	LEGEND, DETAILS + SCHEDULES HVAC

PLUMBING

P1.0	FLOOR PLAN PLUMBING
P2.0	LEGENDS AND DETAILS - PLUMBING

ELECTRIC

E-0.1	SITE PLAN - ELECTRICAL
E-1.1	FLOOR PLANS - LIGHTING AND POWER
E-2.1	LIGHTING FIXTURE SCHEDULE AND DETAILS
E-2.2	SYMBOL LEGEND AND NOTES

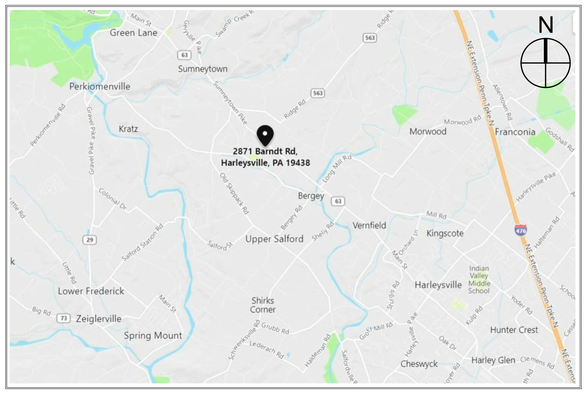

SITE LOCATION MAP
NO SCALE

BID SET - APRIL 12, 2021

STAMP

CONSULTANTS

GODSHALL KANE O'ROURKE ARCHITECTS, LLC
300 Brookside Avenue
Amber Yards - Building 18 - Suite 150
Ambler, PA 19002
T: 215.646.2003 F: 215.646.5707 W: gkoarchitects.com

GKO ARCHITECTS

ADDITIONS AND RENOVATIONS FOR
CHURCH OF THE HOLY SPIRIT
2871 BARNDT ROAD, HARLEYSVILLE, PA, 19438

REVISIONS

4 - 12 - 2021	BID SET

DRAWN BY	
REVIEWED BY	PMO
JOB #	2416

SHEET TITLE

COVER SHEET

SHEET #

CS

SCALE	AS NOTED
DATE	4-12-2021

NOTE #1:
THIS OPENING MUST REMAIN IN USE FOR THE DURATION OF CONSTRUCTION. ACCESS MUST BE MAINTAINED TO THE TOILET ROOMS AND BY BLOCKING THIS OPENING A DEAD END CORRIDOR IS CREATED. IN ADDITION TO KEEPING THIS AN ACTIVE OPENING THE CONTRACTOR MUST ALSO ALWAYS MAINTAIN A CLEAR PATH THROUGH THE WORK AREA AND DISCHARGE SAFELY ONTO GRADE. EXTERIOR GRADING MUST ALSO BE MAINTAINED AS A SAFE WALKING SURFACE. CONTRACTOR SHALL INCLUDE WOODEN STRUCTURES AS REQUIRED TO CROSS TRENCHES AND OTHER OPENINGS.

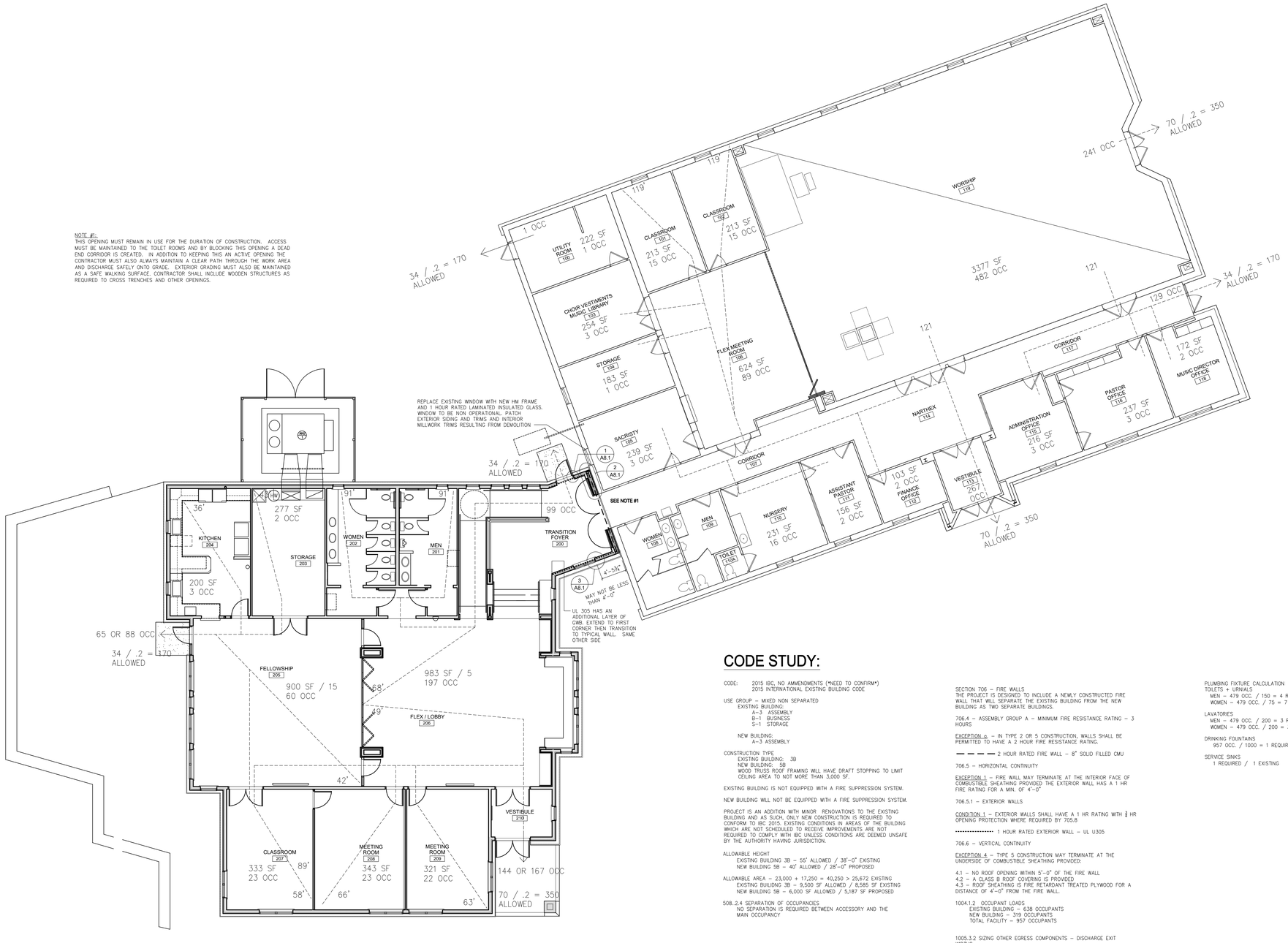

1 A0.1 CODE PLAN
SCALE: 1/8" = 1'-0"

CODE STUDY:

CODE: 2015 IBC, NO AMMENDMENTS (*NEED TO CONFIRM*)
2015 INTERNATIONAL EXISTING BUILDING CODE

USE GROUP – MIXED NON SEPARATED
EXISTING BUILDING:
A–3 ASSEMBLY
B–1 BUSINESS
S–1 STORAGE

NEW BUILDING:
A–3 ASSEMBLY

CONSTRUCTION TYPE
EXISTING BUILDING: 3B
NEW BUILDING: 5B
WOOD TRUSS ROOF FRAMING WILL HAVE DRAFT STOPPING TO LIMIT CEILING AREA TO NOT MORE THAN 3,000 SF.

EXISTING BUILDING IS NOT EQUIPPED WITH A FIRE SUPPRESSION SYSTEM.

NEW BUILDING WILL NOT BE EQUIPPED WITH A FIRE SUPPRESSION SYSTEM.

PROJECT IS AN ADDITION WITH MINOR RENOVATIONS TO THE EXISTING BUILDING AND AS SUCH, ONLY NEW CONSTRUCTION IS REQUIRED TO CONFORM TO IBC 2015. EXISTING CONDITIONS IN AREAS OF THE BUILDING WHICH ARE NOT SCHEDULED TO RECEIVE IMPROVEMENTS ARE NOT REQUIRED TO COMPLY WITH IBC UNLESS CONDITIONS ARE DEEMED UNSAFE BY THE AUTHORITY HAVING JURISDICTION.

ALLOWABLE HEIGHT
EXISTING BUILDING 3B – 55' ALLOWED / 38'–0" EXISTING
NEW BUILDING 5B – 40' ALLOWED / 28'–0" PROPOSED

ALLOWABLE AREA – 23,000 + 17,250 = 40,250 > 25,672 EXISTING
EXISTING BUILDING 3B – 9,500 SF ALLOWED / 8,585 SF EXISTING
NEW BUILDING 5B – 6,000 SF ALLOWED / 5,187 SF PROPOSED

508..2.4 SEPARATION OF OCCUPANCIES
NO SEPARATION IS REQUIRED BETWEEN ACCESSORY AND THE MAIN OCCUPANCY

SECTION 706 – FIRE WALLS
THE PROJECT IS DESIGNED TO INCLUDE A NEWLY CONSTRUCTED FIRE WALL THAT WILL SEPARATE THE EXISTING BUILDING FROM THE NEW BUILDING AS TWO SEPARATE BUILDINGS.

706.4 – ASSEMBLY GROUP A – MINIMUM FIRE RESISTANCE RATING – 3 HOURS

EXCEPTION a – IN TYPE 2 OR 5 CONSTRUCTION, WALLS SHALL BE PERMITTED TO HAVE A 2 HOUR FIRE RESISTANCE RATING.

— — — — 2 HOUR RATED FIRE WALL – 8" SOLID FILLED CMU

706.5 – HORIZONTAL CONTINUITY

EXCEPTION 1 – FIRE WALL MAY TERMINATE AT THE INTERIOR FACE OF COMBUSTIBLE SHEATHING PROVIDED THE EXTERIOR WALL HAS A 1 HR FIRE RATING FOR A MIN. OF 4'–0"

706.5.1 – EXTERIOR WALLS

CONDITION 1 – EXTERIOR WALLS SHALL HAVE A 1 HR RATING WITH ¾ HR OPENING PROTECTION WHERE REQUIRED BY 705.8

•••••••••••••••• 1 HOUR RATED EXTERIOR WALL – UL U305

706.6 – VERTICAL CONTINUITY

EXCEPTION 4 – TYPE 5 CONSTRUCTION MAY TERMINATE AT THE UNDERSIDE OF COMBUSTIBLE SHEATHING PROVIDED:

4.1 – NO ROOF OPENING WITHIN 5'–0" OF THE FIRE WALL
4.2 – A CLASS B ROOF COVERING IS PROVIDED
4.3 – ROOF SHEATHING IS FIRE RETARDANT TREATED PLYWOOD FOR A DISTANCE OF 4'–0" FROM THE FIRE WALL.

1004.1.2 OCCUPANT LOADS
EXISTING BUILDING – 638 OCCUPANTS
NEW BUILDING – 319 OCCUPANTS
TOTAL FACILITY – 957 OCCUPANTS

1005.3.2 SIZING OTHER EGRESS COMPONENTS – DISCHARGE EXIT WIDTHS.
EXISTING BUILDING – 662 OCCUPANTS X .2 = 132.4" REQUIRED
EXISTING BUILDING – 208" EXISTING

NEW BUILDING – 214 OCCUPANTS X .2 = 42.8" REQUIRED
NEW BUILDING – 138" PROPOSED

1017.2 EXIT ACCESS TRAVEL DISTANCE WITHOUT SPRINKLER SYSTEM SHALL NOT EXCEED 200'.
EXISTING BUILDING – 114' EXISTING
NEW BUILDING – 99' PROPOSED

PLUMBING FIXTURE CALCULATION
TOILETS + URNIALS
MEN – 479 OCC. / 150 = 4 REQUIRED / 5 EXISTING + NEW
WOMEN – 479 OCC. / 75 = 7 REQUIRED / 7 EXISTING + NEW

LAVATORIES
MEN – 479 OCC. / 200 = 3 REQUIRED / 3 EXISTING + NEW
WOMEN – 479 OCC. / 200 = 3 REQUIRED / 5 EXISING + NEW

DRINKING FOUNTAINS
957 OCC. / 1000 = 1 REQUIRED / 1 EXISTING

SERVICE SINKS
1 REQUIRED / 1 EXISTING

STAMP

CONSULTANTS

GODSHALL KANE O'ROURKE ARCHITECTS, LLC
300 Brookside Avenue
Ambler Yards - Building 18 - Suite 150
Ambler, PA 19002
T: 215.646.2003 F: 215.646.5707 W: gkoarchitects.com

GKO ARCHITECTS

ADDITIONS AND RENOVATIONS FOR
CHURCH OF THE HOLY SPIRIT
2871 BARNDT ROAD, HARLEYSVILLE, PA, 19438

BID SET - APRIL 12, 2021

REVISIONS	
4 - 12 - 2021	BID SET

DRAWN BY	
REVIEWED BY	PMO
JOB #	2416

SHEET TITLE
CODE PLAN

SHEET #
A0.1

SCALE	AS NOTED
DATE	4-12-2021

ICC A117.1 - 2009 PLUMBING ELEMENTS AND FACILITIES

	DESCRIPTION	ADULT USE – ABOVE FINISHED FLOOR			CHILD USE – ADA (PRE K –3RD GR)	
		STANDARD DIMENSION (INCHES)	PRIORITY ADA MOUNTING HT. * (SUFFIX 'a')	ACCEPTED ADA DIM. RANGE * (SUFFIX 'a')	PRIORITY ADA MOUNTING HT. * (SUFFIX 'c')	ACCEPTED ADA DIM. RANGE * (SUFFIX 'c')
A	URINAL (WALL HUNG RIM HEIGHT)	22"	16.5"	17" MAX.	15"	17" MAX.
B	WATER CLOSET (WALL HUNG SEAT HEIGHT)	16"	18"	17"–19"	15"	11"–17"
C	BABY CHANGING STATION		32" TO OPENED SURFACE			
D	TOILET PAPER DISPENSER (SURFACE MTD. – OUTLET HEIGHT)	20"	24"	18"–33"	16"	14"–19"
E	GRAB BARS HORIZONTAL SIDE	–	35"	33"–36"	26"	18"–27"
E1	HORIZONTAL REAR	–	35"	33"–36"	26"	18"–27"
E2	VERTICAL BAR	–	40"	39"–41"	29"	21"–30"
F2	FEMININE PRODUCT DISPOSAL (WALL MTD. – HEIGHT TO TOP)	30"	40"	34"–48"	–	–
F3	FEMININE PRODUCT DISPOSAL (PARTITION MTD. – HEIGHT TO TOP)	30"	40"	34"–48"	–	–
G	NOT USED					
G1	NOT USED					
H	PAPER TOWEL DISP. + WASTE RECEPT. (RECESS/PROJECTED – HEIGHT TO DISPENSER OR OPERATOR)	54"–60"	44"	34"–48"	44"	34"–48"
J	LAVATORY (HEIGHT TO TOP OF RIM)	–	33.5"	34" MAX.	33.5"	34" MAX.
	LAVATORY (HEIGHT TO UNDERSIDE OF RIM FOR KNEE CLEARANCE))	–	27.5"	27" MIN.	27.5"	27" MIN.
K	MIRROR (BOTTOM OF REFLECTIVE SURFACE) SEE NOTE **	40"	39.5"	40" MAX.	39.5"	40" MAX.
N	GARMENT HOOK (HEIGHT) SEE NOTE ***	48"	44"	34"–48"	44"	34"–48"
	ELECTRIC WATER COOLER (HEIGHT TO SPOUT)	38"–43"	34.5"	–	–	–
	FIRE ALARM PULL STATION (HEIGHT TO PULL MECHANISM)	–	47.5"	48" MAX.	–	–
	FIRE EXTINGUISHER CABINET (HEIGHT TO DOOR HANDLE OR EXTINGUISHER GRIP – WHICHEVER HIGHER)	–	47.5"	48" MAX.	–	–

* THE ADA ANSI ICC A117.1–2009 ACCEPTED MOUNTING RANGE IS BEING GIVEN IN THE TABLE FOR REFERENCE ONLY. CONTRACTORS SHALL INSTALL ADA FIXTURES AND/OR ELEMENTS IN ACCORDANCE WITH THE SINGLE DIMENSION GIVEN IN THE PRIORITY ADA MOUNTING HEIGHT COLUMN.

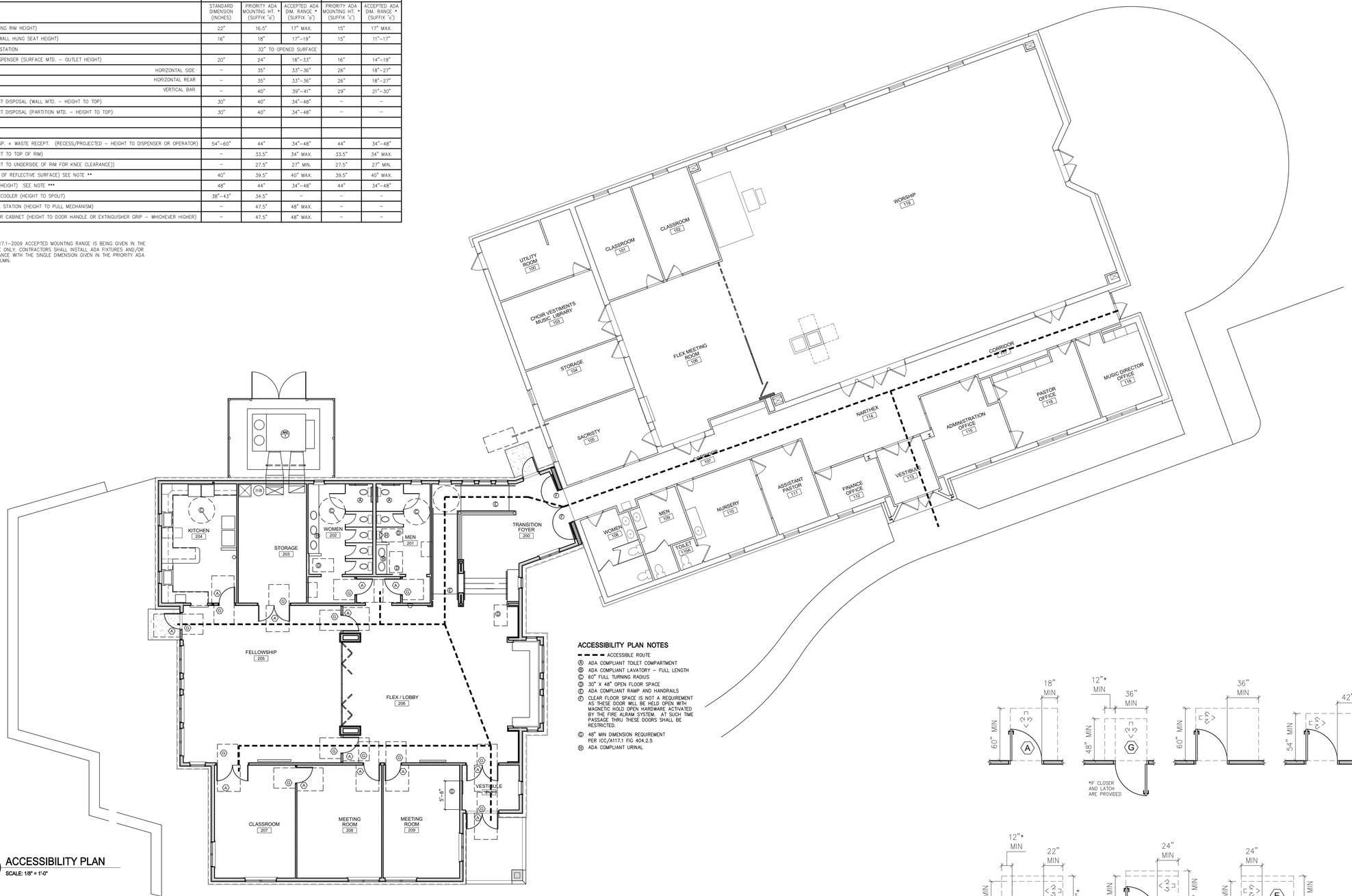

ACCESSIBILITY PLAN NOTES

- ACCESSIBLE ROUTE
- (A) ADA COMPLIANT TOILET COMPARTMENT
- (B) ADA COMPLIANT LAVATORY – FULL LENGTH
- (C) 60" FULL TURNING RADIUS
- (D) 30" X 48" OPEN FLOOR SPACE
- (E) ADA COMPLIANT RAMP AND HANDRAILS
- (F) CLEAR FLOOR SPACE IS NOT A REQUIREMENT AS THESE DOOR WILL BE HELD OPEN WITH MAGNETIC HOLD OPEN HARDWARE ACTIVATED BY THE FIRE ALRAM SYSTEM. AT SUCH TIME PASSAGE THRU THESE DOORS SHALL BE RESTRICTED.
- (G) 48" MIN DIMENSION REQUIREMENT PER ICC/A117.1 FIG 404.2.5
- (H) ADA COMPLIANT URINAL

1 / A0.2 ACCESSIBILITY PLAN
SCALE: 1/8" = 1'-0"

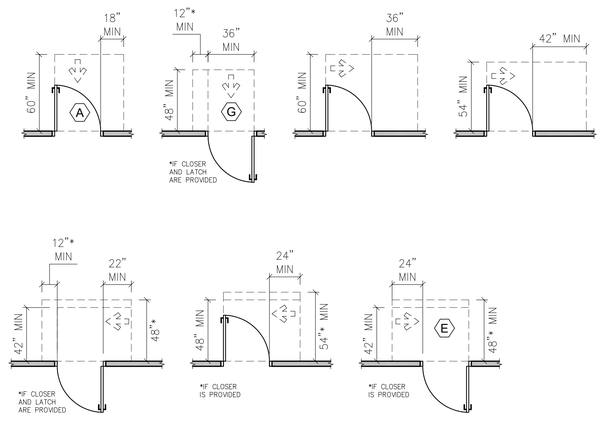

- / A MANEUVERING CLEARANCE AT MANUAL SWINGING DOORS

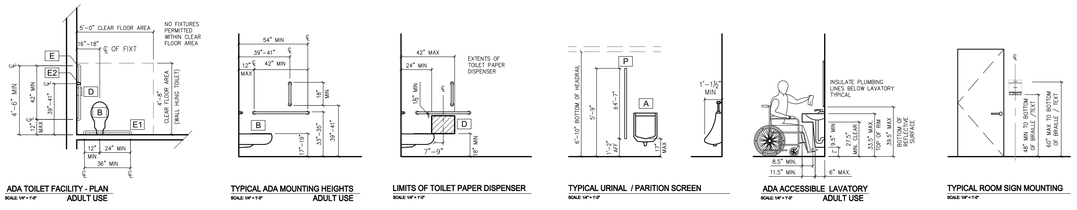

- / A TYPICAL ACCESSIBLE TOILET ROOM PLUMBING FIXTURES & ELEMENTS
SCALE: 1/4" = 1'-0" / ADULT HEIGHT

BID SET - APRIL 12, 2021

STAMP

CONSULTANTS

GODSHALL KANE O'ROURKE ARCHITECTS, LLC
300 Brookside Avenue
Ambler Farms - Building 18 - Suite 150
Ambler, PA 19002
T: 215.646.2003 F: 215.646.5707 W: gkoarchitects.com

ADDITIONS AND RENOVATIONS FOR

CHURCH OF THE HOLY SPIRIT

2871 BARNDT ROAD, HARLEYSVILLE, PA, 19438

REVISIONS	
4 - 12 - 2021	BID SET

DRAWN BY	
REVIEWED BY	PMO
JOB #	2416

SHEET TITLE

ACCESSIBILITY PLAN

SHEET #

A0.2

SCALE	AS NOTED
DATE	4-12-2021

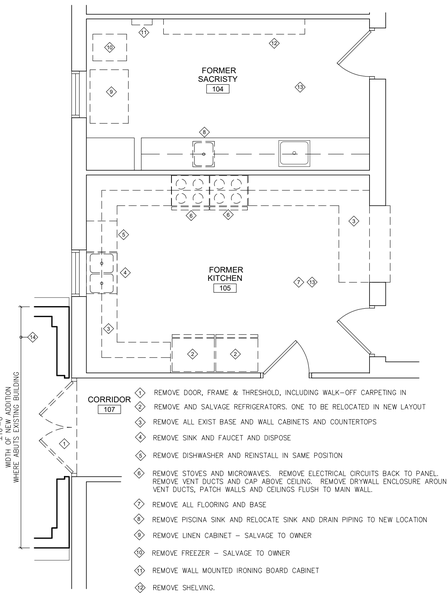

1. REMOVE DOOR, FRAME & THRESHOLD, INCLUDING WALK-OFF CARPETING IN
2. REMOVE AND SALVAGE REFRIGERATORS. ONE TO BE RELOCATED IN NEW LAYOUT
3. REMOVE ALL EXIST BASE AND WALL CABINETS AND COUNTERTOPS
4. REMOVE SINK AND FAUCET AND DISPOSE
5. REMOVE DISHWASHER AND REINSTALL IN SAME POSITION
6. REMOVE STOVES AND MICROWAVES. REMOVE ELECTRICAL CIRCUITS BACK TO PANEL. REMOVE VENT DUCTS AND CAP ABOVE CEILING. REMOVE DRYWALL ENCLOSURE AROUND VENT DUCTS, PATCH WALLS AND CEILINGS FLUSH TO MAIN WALL.
7. REMOVE ALL FLOORING AND BASE
8. REMOVE PISCINA SINK AND RELOCATE SINK AND DRAIN PIPING TO NEW LOCATION
9. REMOVE LINEN CABINET – SALVAGE TO OWNER
10. REMOVE FREEZER – SALVAGE TO OWNER
11. REMOVE WALL MOUNTED IRONING BOARD CABINET
12. REMOVE SHELVING.
13. PATCH ALL WALLS AND PREP FOR NEW PAINT
14. REMOVE EXTERIOR SIDING WHERE NEW ADDITION ABUTS EXISTING BUILDING

2 A2.1 EXISTING BUILDNG PLAN - DEMOLITION

SCALE: 1/4" = 1'-0"

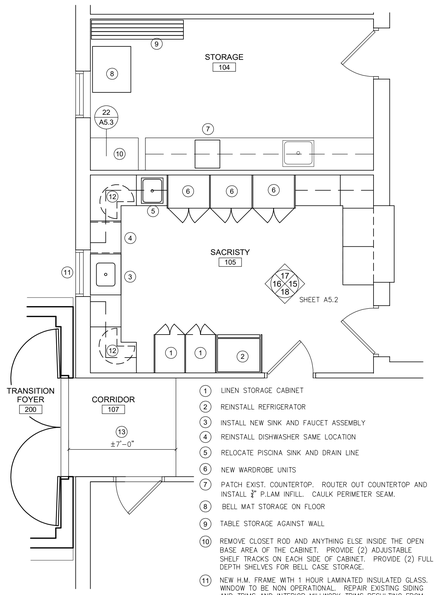

1. LINEN STORAGE CABINET
2. REINSTALL REFRIGERATOR
3. INSTALL NEW SINK AND FAUCET ASSEMBLY
4. REINSTALL DISHWASHER SAME LOCATION
5. RELOCATE PISCINA SINK AND DRAIN LINE
6. NEW WARDROBE UNITS
7. PATCH EXIST. COUNTERTOP. ROUTER OUT COUNTERTOP AND INSTALL ¾" P.LAM INFILL. CAULK PERIMETER SEAM.
8. BELL MAT STORAGE ON FLOOR
9. TABLE STORAGE AGAINST WALL
10. REMOVE CLOSET ROD AND ANYTHING ELSE INSIDE THE OPEN BASE AREA OF THE CABINET. PROVIDE (2) ADJUSTABLE SHELF TRACKS ON EACH SIDE OF CABINET. PROVIDE (2) FULL DEPTH SHELVES FOR BELL CASE STORAGE.
11. NEW H.M. FRAME WITH 1 HOUR LAMINATED INSULATED GLASS. WINDOW TO BE NON OPERATIONAL. REPAIR EXISTING SIDING AND TRIMS AND INTERIOR MILLWORK TRIMS RESULTING FROM DEMOLITION AND INSTALLATION
12. REV-A-SHELF LAZY SUSAN UNIT IN CORNER BASE CABINET #6942 SERIES – 28" White Polymer 2-Shelf Pie Cut Lazy Susan Set (COORD. SIZE W/ BASE CABINET)
13. REMOVE EXISTING WALK-OFF CARPETING FLOORING FINISH, REF. A7 SERIES DRAWINGS FOR NEW FLOOR FINISH.

3 A2.1 EXISTING BUILDING PLAN - RENOVATIONS

SCALE: 1/4" = 1'-0"

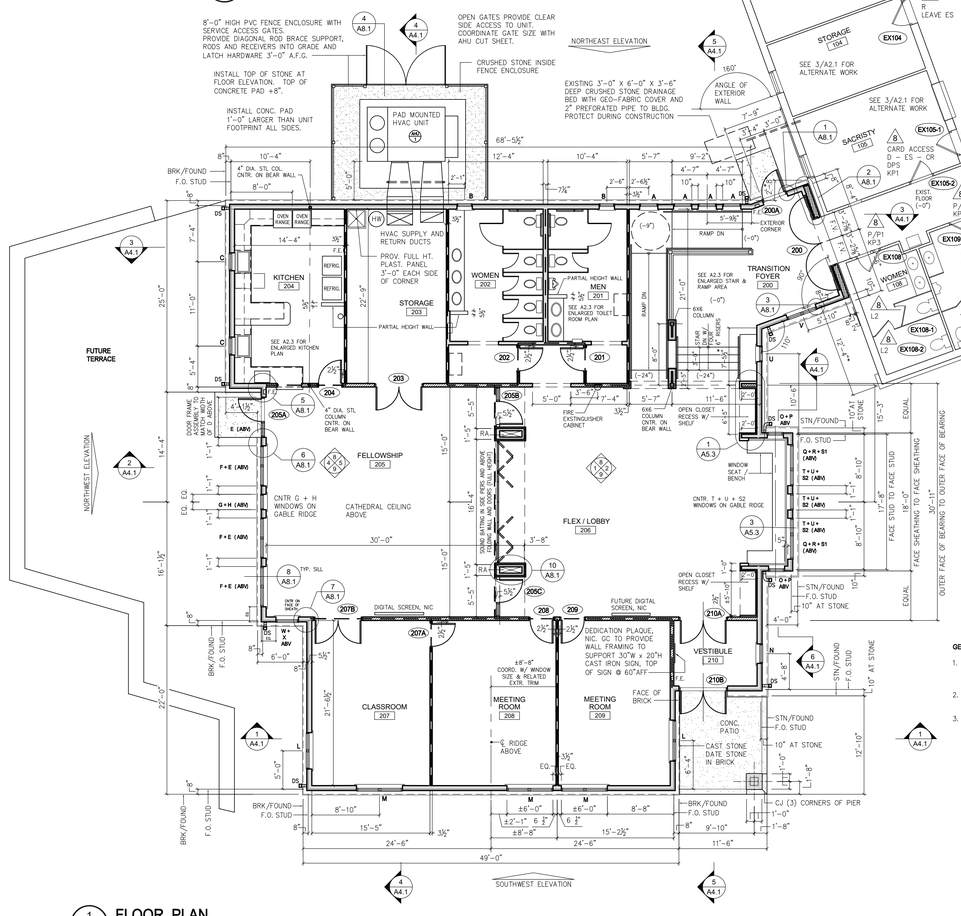

1 A2.1 FLOOR PLAN

SCALE: 1/8" = 1'-0"

GENERAL NOTES:

1. THIS FLOOR PLAN KEYS IN THE BUILDING SECTIONS ON SHEET A4.1. SEE SHEET A4.1 FOR FURTHER WALL SECTION KEYED LOCATIONS.
2. ALL EXTERIOR DOORS SHALL HAVE ADA COMPLIANT THRESHOLDS.
3. SEE SITE DRAWINGS FOR CONCRETE PADS AND CONTINUOUS SIDEWALKS AT EXTERIOR DOORS.

NEW WALLS

NEW INTERIOR BEARING WALLS

INTERIOR PARTITIONS WITH FULL HEIGHT SOUND BATTING

X'-X"* * COMPUTER GENERATED DIMENSION. FIELD VERIFY.

8 HARDWARE ASSOCIATED WITH ALTERNATE BID #8

Legend:
AB– New Entrance Lockset– 9K3–7AB14DS3613
N – New Passage Set – 9K3–0N14DS3613
R – New Classroom Lockset – 9K3–7R14DS3613
D – New Storeroom Lockset – 9K3–7D14DS3613
L–New Privacy Set – 9K3–0L14DS3 613
L2 –New Privacy Set – 9K3–0L14DS3 626 1 3/8 Thk
DB – New 813–7K STK613
MC– New Mortise Cylinder – Length and Cam As Reqd
RC– New Rim Cylinder – Tailpiece / Collar As Reqd

KP1– New Kickplate K0050 10x34 B4E CSK 613 (Sgl)
KP2– New Kickplate K0050 10x35 B4E CSK 613 (PR)
KP3–Tall New Kickplate K0050 16x34 B4E CSK 613 (Sgl)

P/P: New Push Plate 4 x 16 613 / New Pull Plate 4x16 1"Dia 10"CTC 613
P/P 1: New Push Plate 4 x 16 613 / New Pull Plate 4x16 1"Dia 10"CTC 630

ES: New Electric Strike – Frame to be Field Prepped / Modified

CR: New Card Reader By Security
DPS: New Door Contact By Security

STAMP

CONSULTANTS

GODSHALL KANE O'ROURKE ARCHITECTS, LLC
300 Brookside Avenue
Ambler Yards - Building 18 - Suite 150
Ambler, PA 19002
T: 215.646.2003 F: 215.646.5707 W: gkoarchitects.com

GKO ARCHITECTS

ADDITIONS AND RENOVATIONS FOR

CHURCH OF THE HOLY SPIRIT

2871 BARNDT ROAD, HARLEYSVILLE, PA, 19438

REVISIONS	
4 - 12 - 2021	BID SET

DRAWN BY	
REVIEWED BY	PMO
JOB #	2416

SHEET TITLE

FLOOR PLAN / MISC. DEMO & RENOV.

SHEET #

A2.1

SCALE	AS NOTED
DATE	4-12-2021

BID SET - APRIL 12, 2021

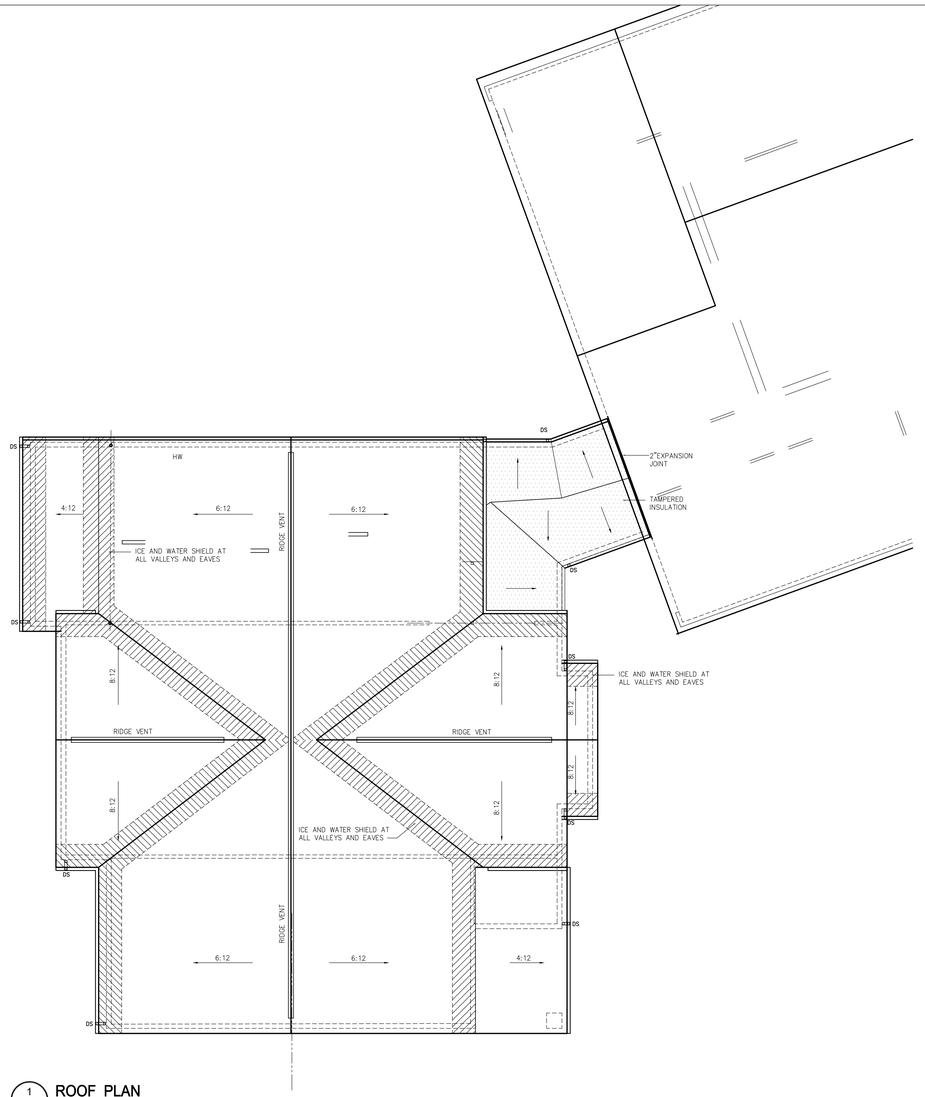

1 A2.2 ROOF PLAN
SCALE: 1/8" = 1'-0"

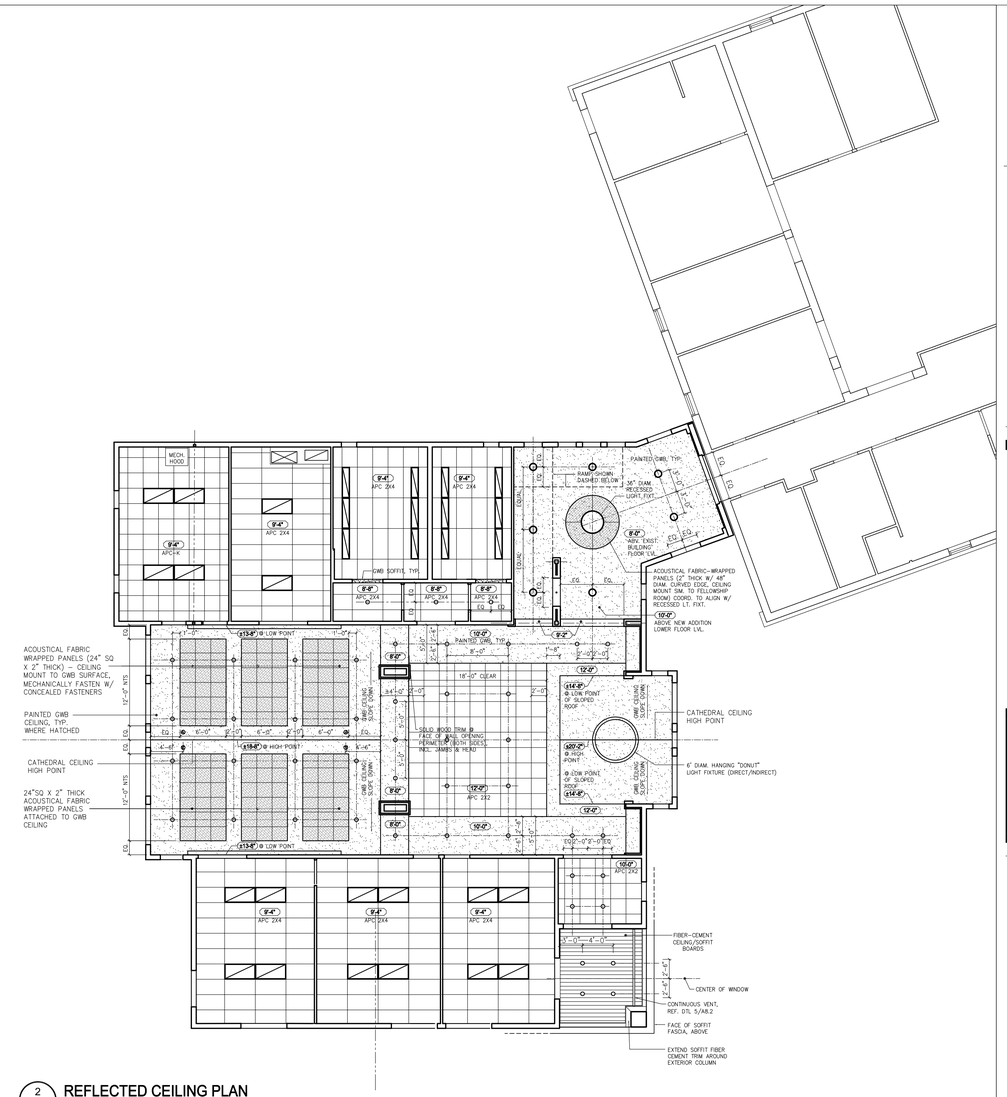

2 A2.2 REFLECTED CEILING PLAN
SCALE: 1/8" = 1'-0"

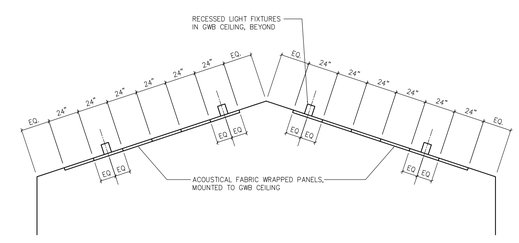

3 A2.2 SCHEMATIC SECTION @ FELLOWSHIP RM. 205 CEILING
SCALE: 1/4" = 1'-0"

STAMP

CONSULTANTS

GODSHALL KANE O'ROURKE ARCHITECTS, LLC
300 Brookside Avenue
Ambler Yards - Building 18 - Suite 150
Ambler, PA 19002
T: 215.646.2303 F: 215.646.5707 W: gkoarchitects.com

ADDITIONS AND RENOVATIONS FOR
CHURCH OF THE HOLY SPIRIT
2871 BARNDT ROAD, HARLEYSVILLE, PA, 19438

REVISIONS

4 - 12 - 2021	BID SET

DRAWN BY	
REVIEWED BY	PMO
JOB #	2416

SHEET TITLE
ROOF PLAN & REFLECTED CLNG. PLAN

SHEET #
A2.2

SCALE	AS NOTED
DATE	4-12-2021

BID SET - APRIL 12, 2021

DOOR SCHEDULE

DR. NO.	ROOM NAME	DOOR: OVERALL DOOR SIZE W	H	THK.	TYPE	MAT'L	FINISH	FRAME: TYPE	MAT'L	FINISH	GLASS TYPE	RATING / MIN	PANIC	CLOSER	SIGN TYPE	JAMB TYPE	REMARKS
200	TRANSITION FOYER	(2) 3'-2 5/8"*	7'-0"	1 3/4"	I	HM	PT	2	H.M.	PT		90	X	X	4	2 / A8.1	
200A	TRANSITION FOYER	3'-0"	7'-0"	1 3/4"	I	HM	PT	2	H.M.	PT		60	X	X	1	1 / A8.1	
201	MEN	3'-0"	7'-0"	1 3/4"	I	WD	STAIN	2	H.M.	PT				X	2	II	
202	WOMEN	3'-0"	7'-0"	1 3/4"	I	WD	STAIN	2	H.M.	PT				X	3	II	
203	STORAGE	(2) 3'-0"	7'-0"	1 3/4"	I	WD	STAIN	2	H.M.	PT						II	
204	KITCHEN	3'-0"	7'-0"	1 3/4"	III	WD	STAIN	2	H.M.	PT	G-1			X		II	
205A	FELLOWSHIP	3'-0"	7'-0"	1 3/4"	II	ALUM	ANOD	3	ALUM	ANOD	G-2		X	X			
205B	FELLOWSHIP	3'-0"	7'-10"	1 3/4"	II	WD	STAIN	5	H.M.	PT	G-1			X		II	4" H.M. JAMB HINGE SIDE
205C	FELLOWSHIP	3'-0"	7'-10"	1 3/4"	II	WD	STAIN	5	H.M.	PT	G-1			X		II	4" H.M. JAMB HINGE SIDE
207A	CLASSROOM	3'-0"	7'-0"	1 3/4"	III	WD	STAIN	2	H.M.	PT	G-1					II	
207B	CLASSROOM	(2) 3'-0"	7'-0"	1 3/4"	III	WD	STAIN	2	H.M.	PT	G-1					II	
208	MEETING ROOM	3'-0"	7'-0"	1 3/4"	III	WD	STAIN	2	H.M.	PT	G-1					II	
209	MEETING ROOM	3'-0"	7'-0"	1 3/4"	III	WD	STAIN	2	H.M.	PT	G-1					II	
210A	VESTIBULE	(2) 3'-0"	7'-0"	1 3/4"	II	WD	STAIN	4	H.M.	PT	G-1			X	1		
210B	VESTIBULE	(2) 3'-0"	7'-0"	1 3/4"	II	ALUM	ANOD	4	ALUM	ANOD	G-2		X	X	1		

ABBREVIATIONS:
ALUM = ALUMINUM
G = GLASS
H.M. / HM = HOLLOW METAL
SWF = SECURITY WINDOW FILM
WD = WOOD

NOTES:
* CONTRACTOR TO VERIFY CORRIDOR WIDTH PRIOR TO RELEASING DOORS.

INTERIOR GLAZING:

G-1 - 1/4" CLEAR TEMPERED
G-2 - 1" INSULATED CLEAR TEMPERED
G-3 - 1/4" ACID ETCHED (TRANSLUCENT)

HARDWARE NOTES:

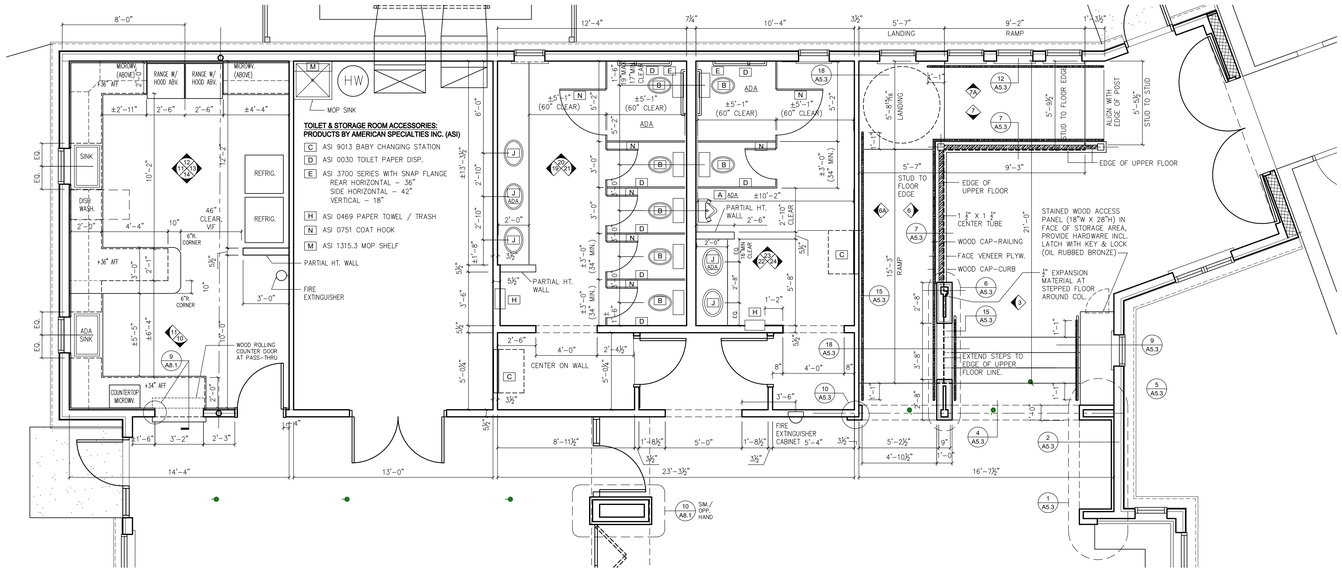

1 A2.3 DETAIL PLAN @ KITCHEN, TOILET ROOM & STAIR/RAMP AREA
SCALE: 1/4" = 1'-0"

DOOR TYPE

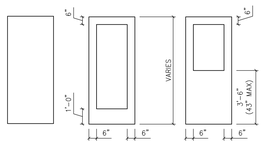

JAMB TYPE

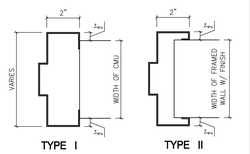

TRIM, TYP.

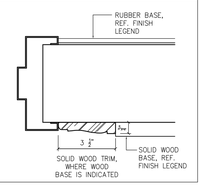

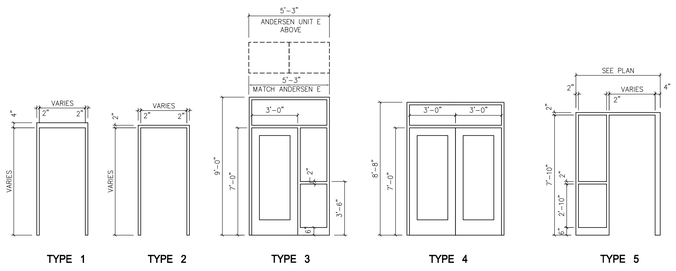

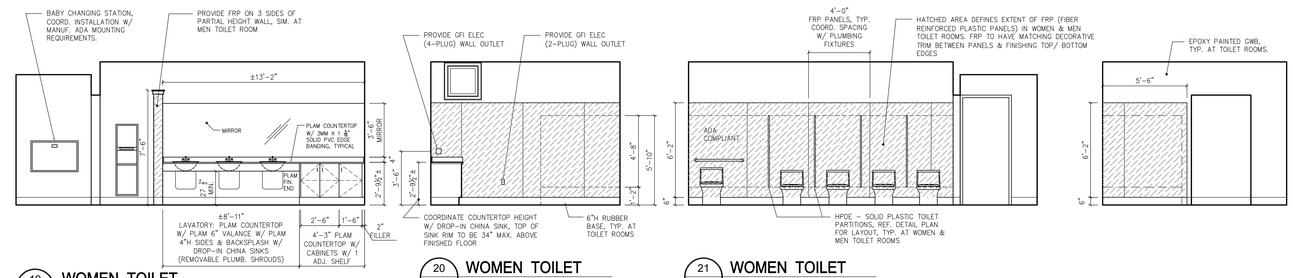

19 A2.3 WOMEN TOILET
SCALE: 1/4 = 1'-0"

20 A2.3 WOMEN TOILET
SCALE: 1/4 = 1'-0"

21 A2.3 WOMEN TOILET
SCALE: 1/4 = 1'-0"

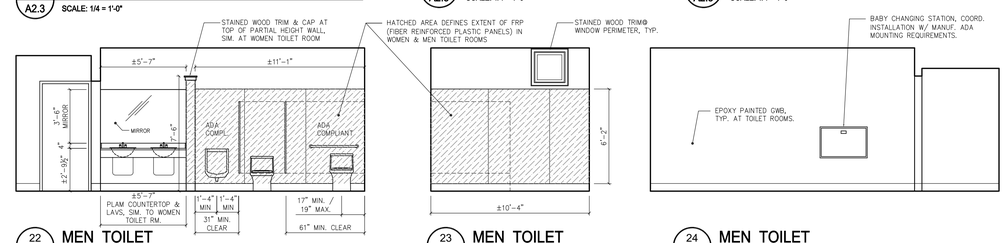

22 A2.3 MEN TOILET
SCALE: 1/4 = 1'-0"

23 A2.3 MEN TOILET
SCALE: 1/4 = 1'-0"

24 A2.3 MEN TOILET
SCALE: 1/4 = 1'-0"

ICC A117.1 - 2009 PLUMBING ELEMENTS AND FACILITIES

	DESCRIPTION	ADULT USE – ABOVE FINISHED FLOOR: STANDARD DIMENSION (INCHES)	PRIORITY ADA MOUNTING HT. * (SUFFIX 'a')	ACCEPTED ADA DIM. RANGE * (SUFFIX 'a')	CHILD USE = ADA (PRE K –3RD GR): PRIORITY ADA MOUNTING HT. * (SUFFIX 'c')	ACCEPTED ADA DIM. RANGE * (SUFFIX 'c')
A	URINAL (WALL HUNG RIM HEIGHT)	22"	16.5"	17" MAX.	15"	17" MAX.
B	WATER CLOSET (WALL HUNG SEAT HEIGHT)	16"	18"	17"–19"	15"	11"–17"
C	BABY CHANGING STATION		32" TO OPENED SURFACE			
D	TOILET PAPER DISPENSER (SURFACE MTD. – OUTLET HEIGHT)	20"	24"	18"–33"	16"	14"–19"
E	GRAB BARS HORIZONTAL SIDE	–	35"	33"–36"	26"	18"–27"
E1	HORIZONTAL REAR	–	35"	33"–36"	26"	18"–27"
E2	VERTICAL BAR	–	40"	39"–41"	29"	21"–30"
F2	FEMININE PRODUCT DISPOSAL (WALL MTD. – HEIGHT TO TOP)	30"	40"	34"–48"	–	–
F3	FEMININE PRODUCT DISPOSAL (PARTITION MTD. – HEIGHT TO TOP)	30"	40"	34"–48"	–	–
G	NOT USED					
G1	NOT USED					
H	PAPER TOWEL DISP. + WASTE RECEPT. (RECESS/PROJECTED – HEIGHT TO DISPENSER OR OPERATOR)	54"–60"	44"	34"–48"	44"	34"–48"
J	LAVATORY (HEIGHT TO TOP OF RIM)	–	33.5"	34" MAX.	33.5"	34" MAX.
	LAVATORY (HEIGHT TO UNDERSIDE OF RIM FOR KNEE CLEARANCE))	–	27.5"	27" MIN.	27.5"	27" MIN.
K	MIRROR (BOTTOM OF REFLECTIVE SURFACE) SEE NOTE **	40"	39.5"	40" MAX.	39.5"	40" MAX.
N	GARMENT HOOK (HEIGHT) SEE NOTE ***	48"	44"	34"–48"	44"	34"–48"
	ELECTRIC WATER COOLER (HEIGHT TO SPOUT)	38"–43"	34.5"	–	–	–
	FIRE ALARM PULL STATION (HEIGHT TO PULL MECHANISM)	–	47.5"	48" MAX.	–	–
	FIRE EXTINGUISHER CABINET (HEIGHT TO DOOR HANDLE OR EXTINGUISHER GRIP – WHICHEVER HIGHER)	–	47.5"	48" MAX.	–	–

* THE ADA ANSI ICC A117.1–2009 ACCEPTED MOUNTING RANGE IS BEING GIVEN IN THE TABLE FOR REFERENCE ONLY. CONTRACTORS SHALL INSTALL ADA FIXTURES AND/OR ELEMENTS IN ACCORDANCE WITH THE SINGLE DIMENSION GIVEN IN THE PRIORITY ADA MOUNTING HEIGHT COLUMN.

ROOM SIGNAGE

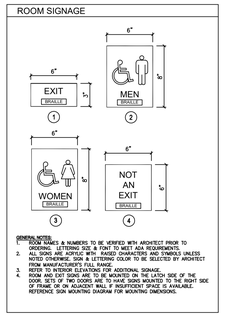

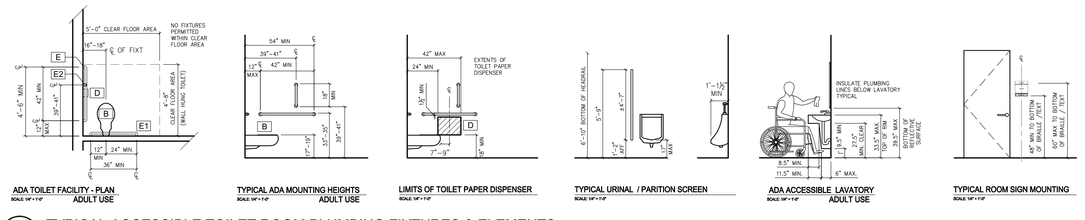

- A TYPICAL ACCESSIBLE TOILET ROOM PLUMBING FIXTURES & ELEMENTS
SCALE: 1/4" = 1'-0" / ADULT HEIGHT

STAMP

CONSULTANTS

GODSHALL KANE O'ROURKE ARCHITECTS, LLC
300 Brookside Avenue
Ambler Terrace - Building 18 - Suite 150
Ambler, PA 19002
T: 215.646.2003 F: 215.646.5707 W: gkoarchitects.com

GKO ARCHITECTS

ADDITIONS AND RENOVATIONS FOR
CHURCH OF THE HOLY SPIRIT
2871 BARNDT ROAD, HARLEYSVILLE, PA, 19438

BID SET - APRIL 12, 2021

REVISIONS	
4 - 12 - 2021	BID SET

DRAWN BY	
REVIEWED BY	PMO
JOB #	2416

SHEET TITLE
DETAIL PLANS / DOOR & TOILET RM. SCHEDULES

SHEET #
A2.3

SCALE	AS NOTED
DATE	4-12-2021

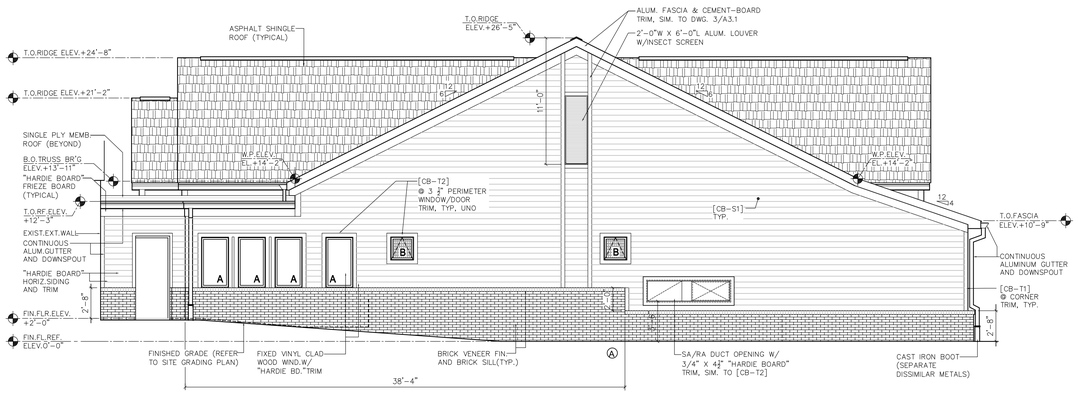

1 A3.1 NORTHEAST BUILDING ELEVATION
SCALE: 3/16"=1'-0"

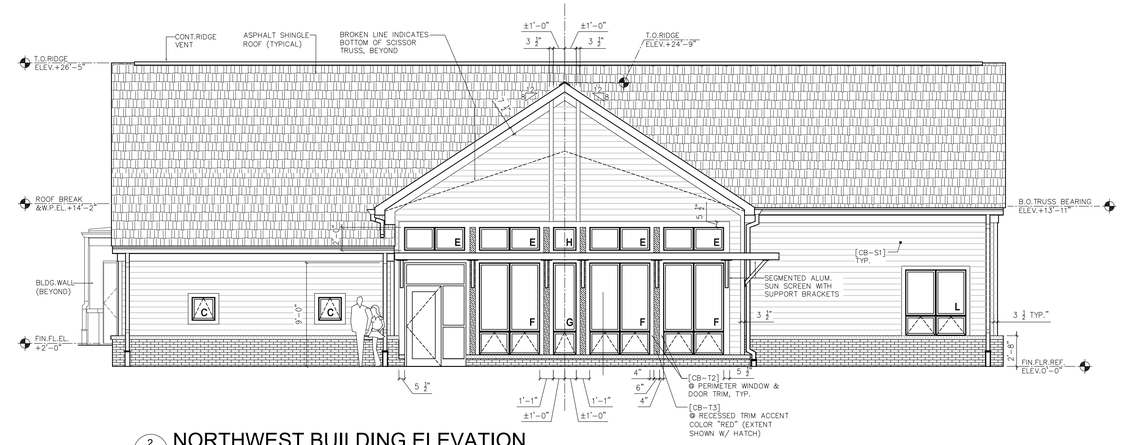

2 A3.1 NORTHWEST BUILDING ELEVATION
SCALE: 3/16"=1'-0"

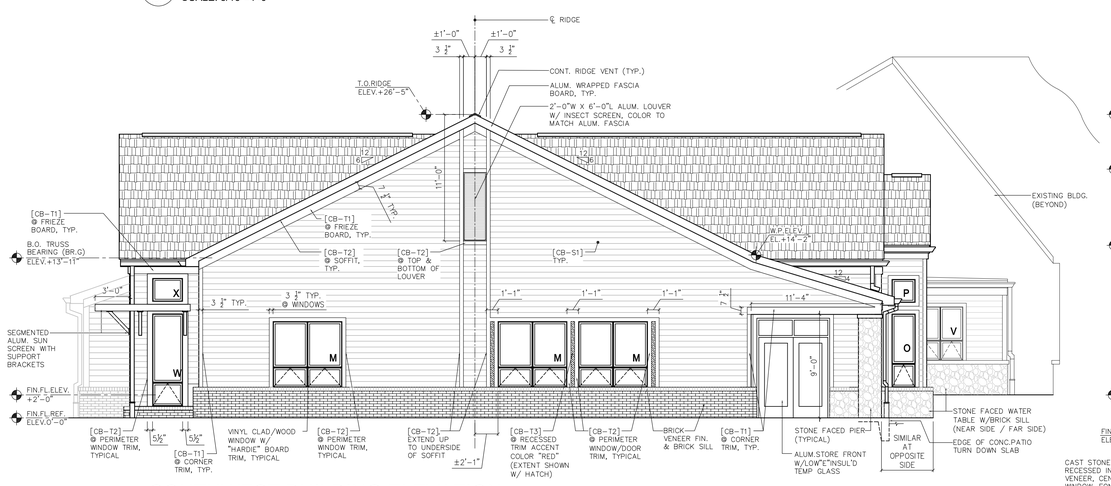

3 A3.1 SOUTHWEST BUILDING ELEVATION
SCALE: 3/16"=1'-0"

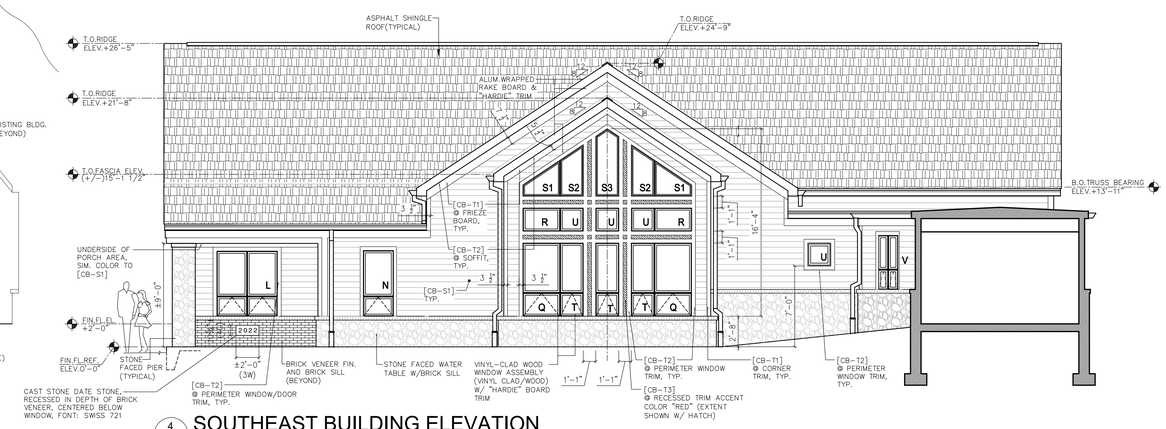

4 A3.1 SOUTHEAST BUILDING ELEVATION
SCALE: 3/16"=1'-0"

EXTERIOR FINISH LEGEND

ABBREVIATION	MATERIAL / DESCRIPTION	MANUFACTURE / STYLE / COLOR / MISC.	REMARKS
-	ALUMINUM FASCIA BOARD	COLOR: (ANODIZED ALUMINUM - COLOR TO BE SELECTED FROM MANUF. FULL RANGE)	DESIGN INTENT: EXTERIOR FINISH/COLOR TO MATCH SIMILAR ELEMENTS OF EXIST. BUILDING.
-	ALUMINUM GUTTERS	COLOR: (MATCH ALUM. FASCIA BOARD)	DESIGN INTENT: EXTERIOR FINISH/COLOR TO MATCH SIMILAR ELEMENTS OF EXIST. BUILDING.
-	ALUMINUM STOREFRONT	COLOR: (ANODIZED ALUMINUM - COLOR TO BE SELECTED FROM MANUF. FULL RANGE)	DESIGN INTENT: EXTERIOR FINISH/COLOR TO MATCH SIMILAR ELEMENTS OF EXIST. BUILDING.
-	ALUMINUM SUNSCREEN	COLOR: (MATCH ALUM. FASCIA BOARD)	LOCATION(S): @ SEGMENTED ALUM. SUN SCREEN & RELATED SUPPORTS
-	ANCHORED STONE MASONRY VENEER	DELAWARE QUARRIES STONE: ARGILLITE BLEND OF BROWN, RED & BLUE	LOCATION(S): @ STONE FACED WATER TABLE NOTE: DESIGN INTENT TO MATCH STONE ON EXISTING BUILDING
-	ASPHALT SHINGLES	BASIS OF DESIGN = CERTAINTEED - "BELMONT" STYLE COLOR: (TO BE SELECTED FROM MANUF. FULL RANGE)	DESIGN INTENT: EXTERIOR FINISH/COLOR TO MATCH SIMILAR ELEMENTS OF EXIST. BUILDING.
-	BRICK MASONRY VENEER	BASIS OF DESIGN = DIENER BRICK COMPANY STYLE / COLOR: GLEN-GERY - MONTICELLO SIZE: 2 1/4" H x 7 5/8" L x 3 5/8" BED DEPTH - OVERSIZED	LOCATION(S): @ BRICK VENEER FIN. (FINISH) @ BRICK SILL @ TOP OF WATER TABLE NOTE: DESIGN INTENT TO MATCH BRICK ON EXISTING BUILDING
FC-S1	FIBER-CEMENT SIDING	BASIS OF DESIGN - JAMES HARDIE BUILDING PRODUCTS STYLE: HARDIE SHINGLE SIDING - STRAIGHT EDGE PANEL COLOR: (COLOR TO BE SELECTED FROM MANUF. FULL RANGE OF "HARDIE - STATEMENT COLLECTION" OR SIMILAR)	LOCATION(S): @ TYPICAL WALL SIDING
FC-T1	FIBER-CEMENT TRIM	BASIS OF DESIGN - JAMES HARDIE BUILDING PRODUCTS STYLE: HARDIE TRIM BOARDS COLOR: (COLOR TO BE SELECTED FROM MANUF. FULL RANGE OF "HARDIE - STATEMENT COLLECTION")	LOCATION(S): @ BULDING CORNERS @ FRIEZE BOARD (TRIM UNDER ROOF SOFFIT)
FC-T2	FIBER-CEMENT TRIM	BASIS OF DESIGN - JAMES HARDIE BUILDING PRODUCTS STYLE: HARDIE TRIM BOARDS COLOR: (COLOR TO BE SELECTED FROM MANUF. FULL RANGE OF "HARDIE - STATEMENT COLLECTION")	LOCATION(S): @ DOOR / WINDOW PERIMETERS @ ROOF SOFFIT
FC-T3	FIBER-CEMENT TRIM	BASIS OF DESIGN - JAMES HARDIE BUILDING PRODUCTS STYLE: HARDIE TRIM BOARDS COLOR: (CUSTOM FIELD PAINTED TRIM IN "RED" COLOR TO MATCH "RED" TRIM ON EXISTING BUILDING)	LOCATION(S): SHOWN ON EXTERIOR ELEVATIONS WITH LABELED "HATCH" PATTERN.
-	VINYL-CLAD WOOD WINDOWS	BASIS OF DESIGN - ANDERSON WINDOWS - 400 SERIES: EXTERIOR FINISH: (AS SELECTED BY ARCHITECTS FROM MANUFACTURER'S FULL RANGE) EXTERIOR TRIM PROFILE: (N/A, PROVIDE FIBER-CEMENT TRIM AS INDICATED IN DRAWINGS) INTERIOR FINISH: UNFINISHED WOOD (GC TO PROVIDE CUSTOM STAIN & VARNISH) GLASS: LOW-E4 GLASS HARDWARE: OIL-RUBBED BRONZE	DESIGN INTENT: EXTERIOR FINISH/COLOR TO MATCH SIMILAR ELEMENTS OF EXIST. BUILDING.

WINDOW SCHEDULE

UNIT	MARK	WIDTH	HEIGHT
CUSTOM FIXED	A	2'-4 1/2"	4'-6"
A21 (1) SEE GLAZING SPEC FOR 3M WDW FILM	B	2'-0 1/8"	2'-0 1/8"
A21 (1)	C	2'-0 1/8"	2'-0 1/8"
NOT USED	D		
A281 (2)	E	5'-3"	2'-0 1/8"
A281 (2) + CUSTOM FIXED (2)	F	5'-3"	8'-0"
A21 (1) + CUSTOM FIXED (1)	G	2'-0 1/8"	8'-0"
A21 (1) FIXED	H	2'-0 1/8"	2'-0 1/8"
A351 (1) + CUSTOM FIXED (1)	J	3'-4 15/16"	8'-0"
A351 (1) FIXED	K	3'-4 15/16"	2'-0 1/8"
AN2281 (1) + CUSTOM FIXED (2)	L	5'-2 3/4"	5'-9"
A231 (1) + CUSTOM FIXED (2)	M	5'-11 5/8"	5'-9"
AN281 (1) + CUSTOM FIXED (1)	N	2'-7 1/2"	5'-9"
A251 (1) + CUSTOM FIXED (1)	O	2'-4 3/8"	6'-4 1/2"
A251 (1) FIXED	P	2'-4 3/8"	2'-0 1/8"
A351 (1) + CUSTOM FIXED (1)	Q	3'-4 13/16"	6'-4 1/2"
A351 (1) FIXED	R	3'-4 13/16"	2'-0 1/8"
CUSTOM TRAPEZOID (FIELD VERIFY)	S1	3'-4 13/16"	3'-2 1/4"
CUSTOM TRAPEZOID (FIELD VERIFY)	S2	2'-0 1/8"	4'-6 11/16"
CUSTOM TRAPEZOID (FIELD VERIFY)	S3	2'-0 1/8"	5'-10 11/16"
A21 (1) + CUSTOM FIXED (1)	T	2'-0 1/8"	6'-4 1/2"
A21 (1) FIXED	U	2'-0 1/8"	2'-0 1/8"
AN281 (2) + CUSTOM FIXED (2)	V	5'-3"	5'-2"
A281 (1) + CUSTOM FIXED (1)	W	2'-7 1/2"	8'-0"
A281 (1) FIXED	X	2'-7 1/2"	2'-0 1/8"

STAMP

CONSULTANTS

GODSHALL KANE O'ROURKE ARCHITECTS, LLC
300 Brookside Avenue
Ambler Office Building 18 - Suite 150
Ambler, PA 19002
T: 215.646.2003 F: 215.646.5707 W: gkoarchitects.com

GKO ARCHITECTS

ADDITIONS AND RENOVATIONS FOR
CHURCH OF THE HOLY SPIRIT
2871 BARNDT ROAD, HARLEYSVILLE, PA, 19438

BID SET - APRIL 12, 2021

REVISIONS	
4 - 12 - 2021	BID SET

DRAWN BY	
REVIEWED BY	PMO
JOB #	2416

SHEET TITLE
EXTERIOR ELEVATIONS & WINDOW SCHEDULE

SHEET #
A3.1

SCALE	AS NOTED
DATE	4-12-2021

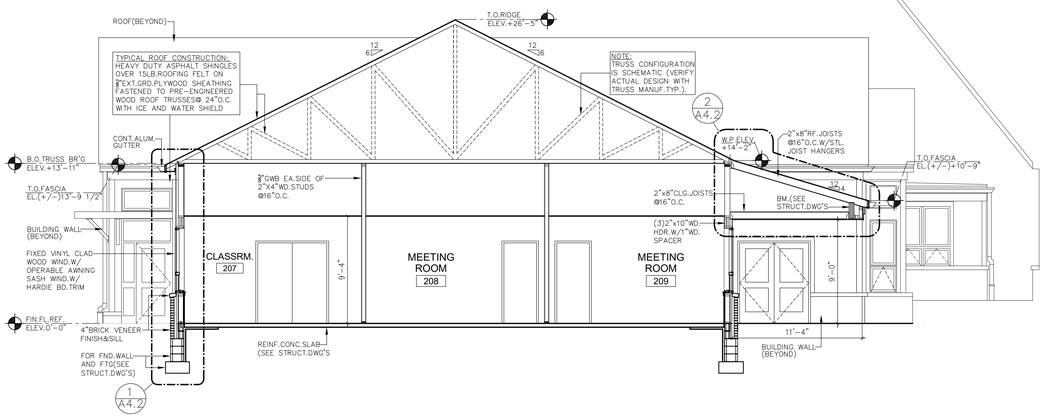

1 A4.1 BUILDING SECTION "AA"
SCALE: 3/16"=1'-0"

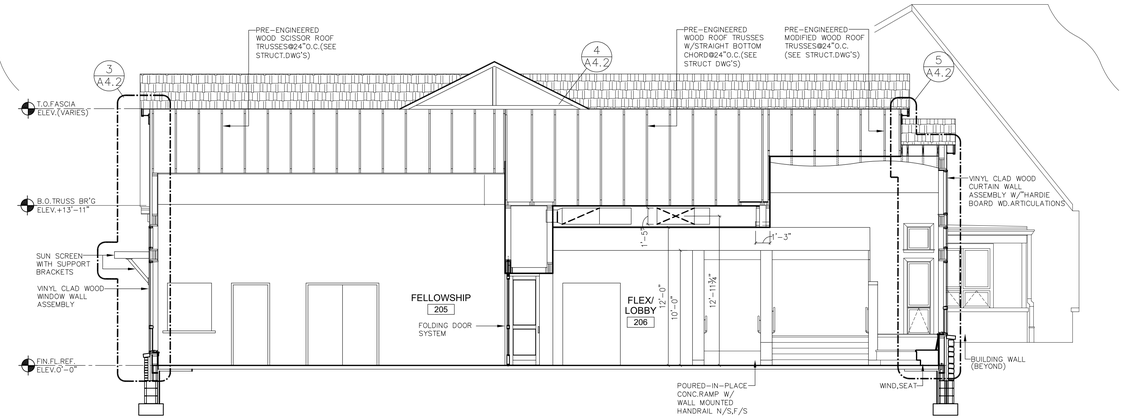

2 A4.1 BUILDING SECTION "BB"
SCALE: 3/16"=1'-0"

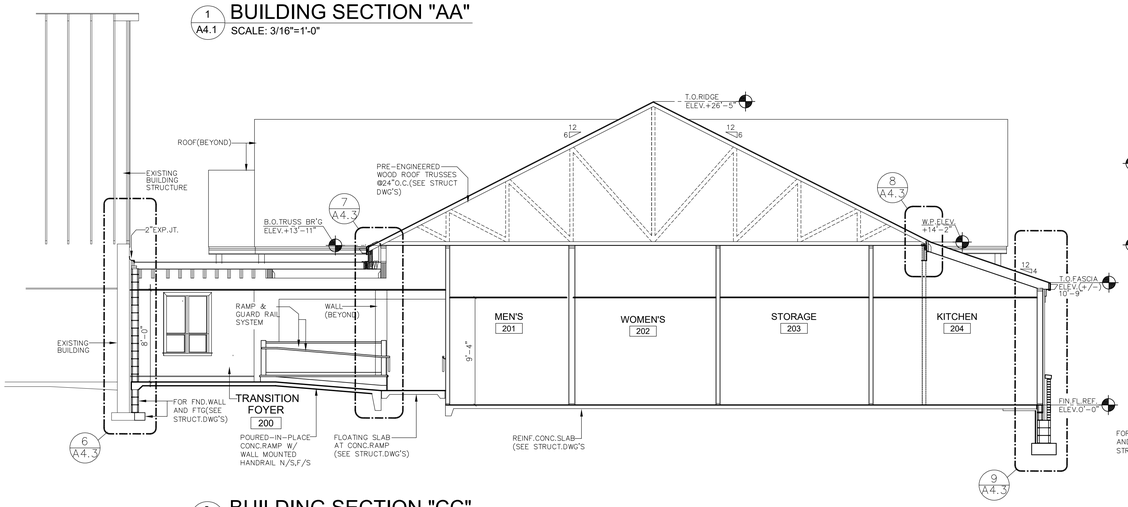

3 A4.1 BUILDING SECTION "CC"

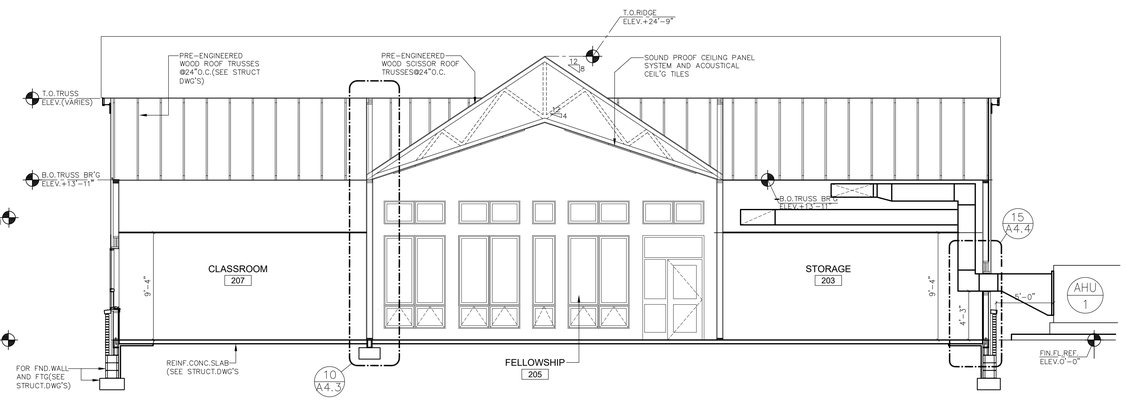

4 A4.1 BUILDING SECTION "DD"
SCALE: 3/16"=1'-0"

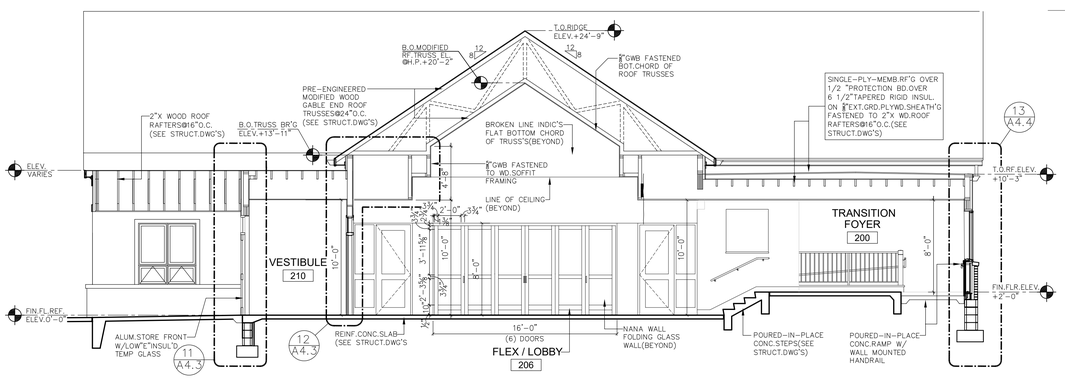

5 A4.1 BUILDING SECTION "EE"
SCALE: 3/16"=1'-0"

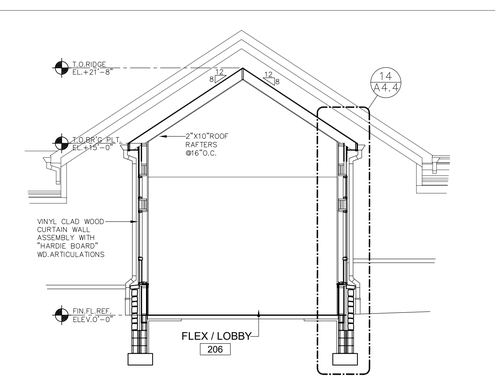

6 A4.1 BUILDING SECTION "FF"
SCALE: 3/16"=1'-0"

BID SET - APRIL 12, 2021

STAMP

CONSULTANTS

GODSHALL KANE O'ROURKE ARCHITECTS, LLC
300 Brookside Avenue
Ambler Yards - Building 18 - Suite 150
Ambler, PA 19002
T: 215.646.2003 F: 215.646.5707 W: gkoarchitects.com

GKO ARCHITECTS

ADDITIONS AND RENOVATIONS FOR
CHURCH OF THE HOLY SPIRIT
2871 BARNDT ROAD, HARLEYSVILLE, PA, 19438

REVISIONS	
4 - 12 - 2021	BID SET
DRAWN BY	
REVIEWED BY	PMO
JOB #	2416

SHEET TITLE

BUILDING SECTIONS

SHEET #

A4.1

SCALE	AS NOTED
DATE	4-12-2021

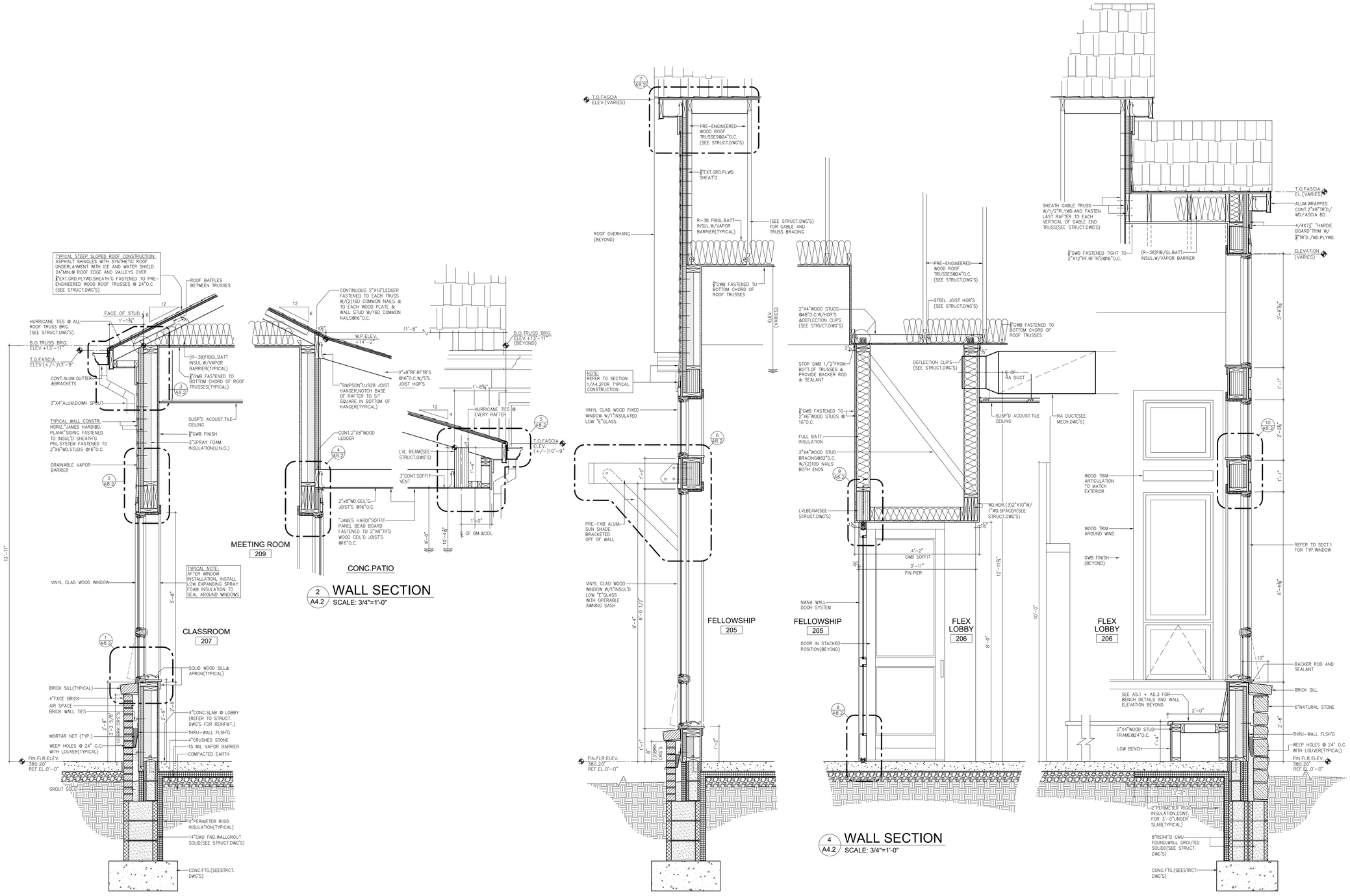

STAMP

CONSULTANTS

GODSHALL KANE O'ROURKE ARCHITECTS, LLC
300 Brookside Avenue
Ambler Yards - Building 18 - Suite 150
Ambler, PA 19002
T: 215.646.2003 F: 215.646.5707 W: gkoarchitects.com

ADDITIONS AND RENOVATIONS FOR

CHURCH OF THE HOLY SPIRIT

2871 BARNDT ROAD, HARLEYSVILLE, PA, 19438

REVISIONS	
4 - 12 - 2021	BID SET

DRAWN BY	
REVIEWED BY	PMO
JOB #	2416

SHEET TITLE

WALL SECTIONS & DETAILS

SHEET #

A4.2

SCALE	AS NOTED
DATE	4-12-2021

BID SET - APRIL 12, 2021

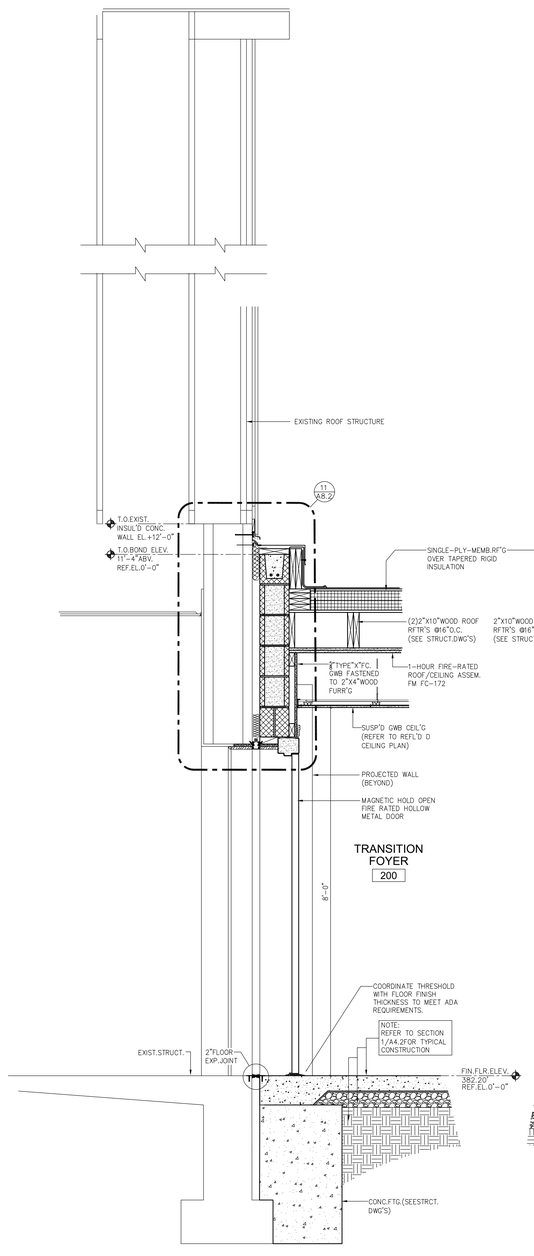

6 A4.3 WALL SECTION
SCALE: 3/4"=1'-0"

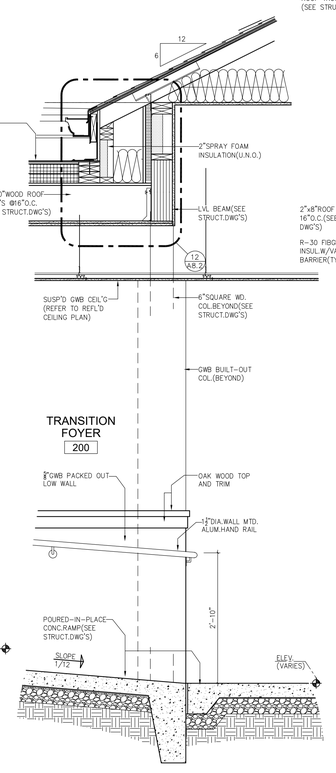

7 A4.3 WALL SECTION
SCALE: 3/4"=1'-0"

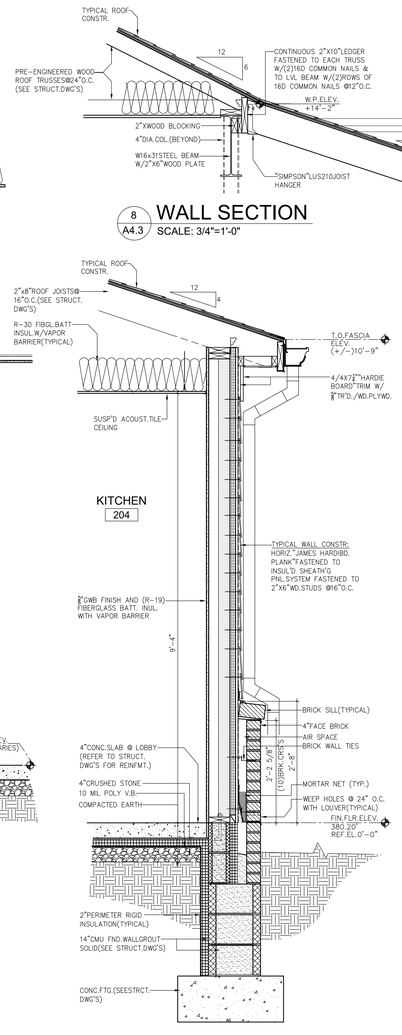

8 A4.3 WALL SECTION
SCALE: 3/4"=1'-0"

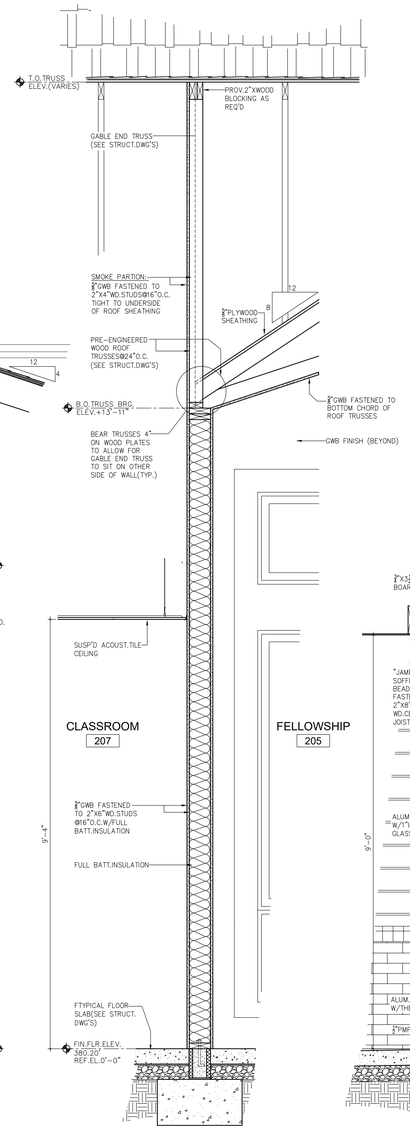

10 A4.3 WALL SECTION
SCALE: 3/4"=1'-0"

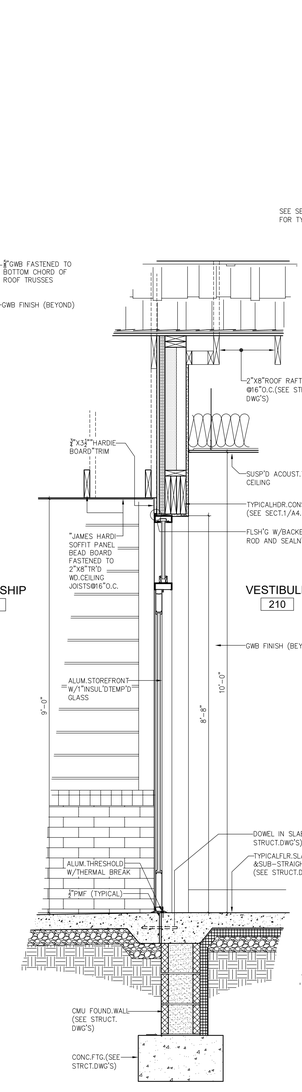

11 A4.3 WALL SECTION
SCALE: 3/4"=1'-0"

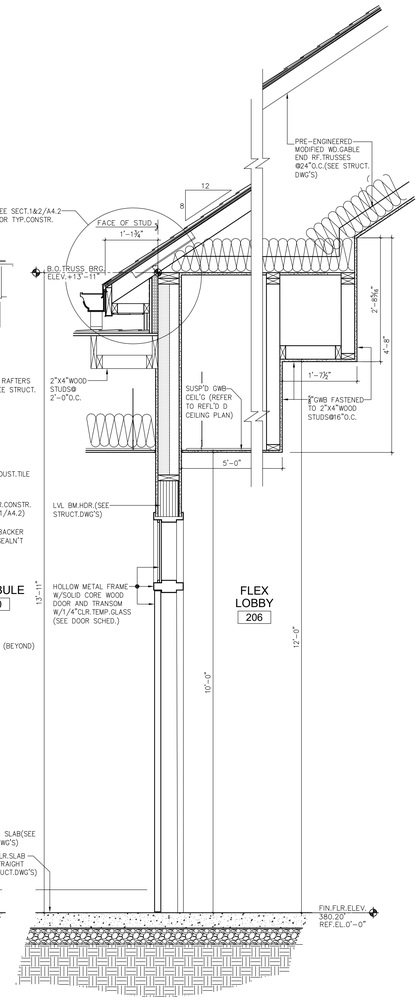

12 A4.3 WALL SECTION
SCALE: 3/4"=1'-0"

BID SET - APRIL 12, 2021

STAMP

CONSULTANTS

GODSHALL KANE O'ROURKE ARCHITECTS, LLC
300 Brookside Avenue
Ambler Yards - Building 18 - Suite 150
Ambler, PA 19002
T: 215.646.2003 F: 215.646.5707 W: gkoarchitects.com

GKO ARCHITECTS

ADDITIONS AND RENOVATIONS FOR
CHURCH OF THE HOLY SPIRIT
2871 BARNDT ROAD, HARLEYSVILLE, PA, 19438

REVISIONS	
4 - 12 - 2021	BID SET

DRAWN BY	
REVIEWED BY	PMO
JOB #	2416

SHEET TITLE

WALL SECTIONS & DETAILS

SHEET #

A4.3

SCALE	AS NOTED
DATE	4-12-2021

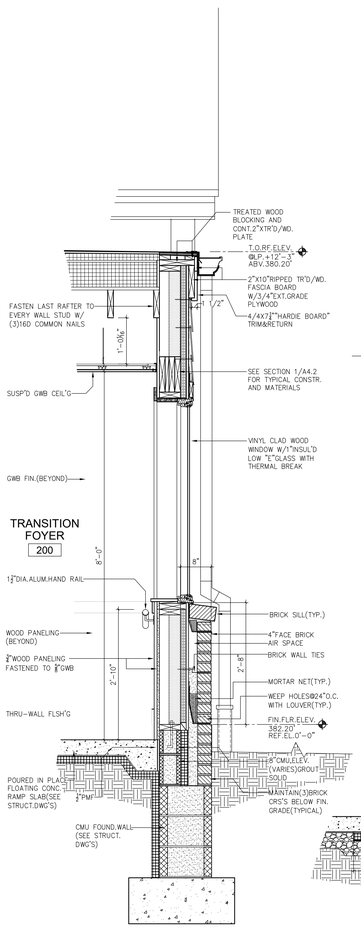

13 A4.4 WALL SECTION
SCALE: 3/4"=1'-0"

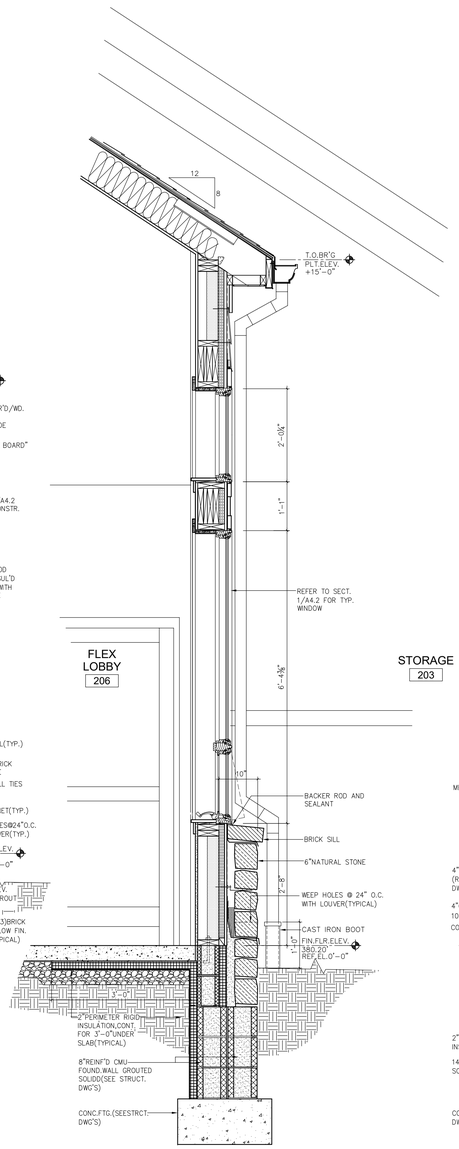

14 A4.4 WALL SECTION
SCALE: 3/4"=1'-0"

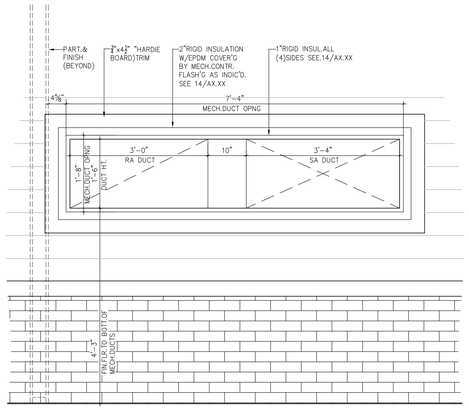

1a A.4.4 PART'L EL.DET.@MECH.DUCT OPNG
SCALE: 3/4"=1'-0"

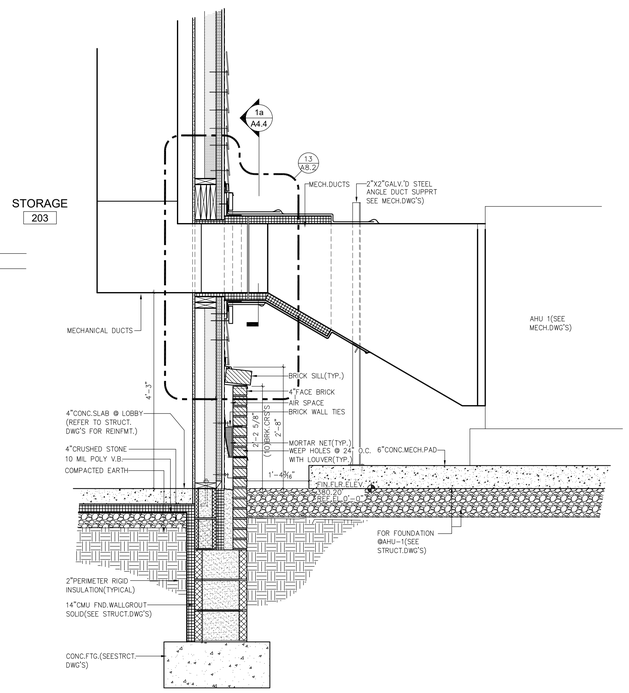

15 A4.4 WALL SECTION
SCALE: 3/4"=1'-0"

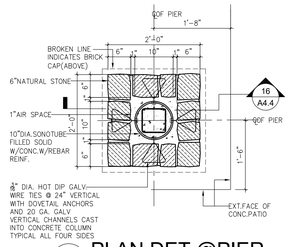

16 A.4.4 PLAN DET.@PIER
SCALE: 3/4"=1'-0"

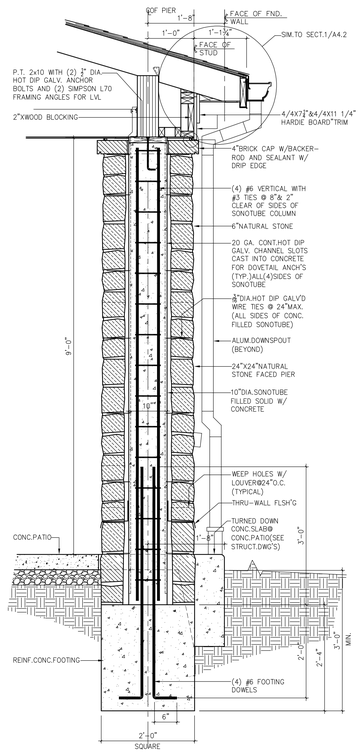

16 A4.4 WALL SECTION
SCALE: 3/4"=1'-0"

BID SET - APRIL 12, 2021

STAMP

CONSULTANTS

GODSHALL KANE O'ROURKE ARCHITECTS, LLC
300 Brookside Avenue
Ambler Office Building 18 - Suite 150
Ambler, PA 19002
T: 215.646.2003 F: 215.646.5707 W: gkoarchitects.com

GKO ARCHITECTS

ADDITIONS AND RENOVATIONS FOR
CHURCH OF THE HOLY SPIRIT
2871 BARNDT ROAD, HARLEYSVILLE, PA, 19438

REVISIONS	
4 - 12 - 2021	BID SET

DRAWN BY	
REVIEWED BY	PMO
JOB #	2416

SHEET TITLE

WALL SECTIONS & DETAILS

SHEET #

A4.4

SCALE	AS NOTED
DATE	4-12-2021

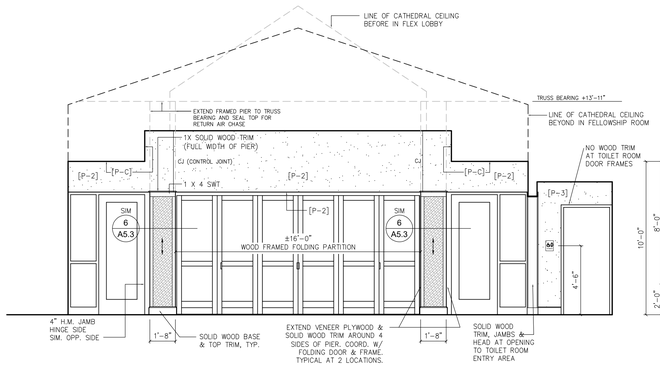

1 A5.1 FLEX / LOBBY - RM. 206
SCALE: 1/4 = 1'-0"

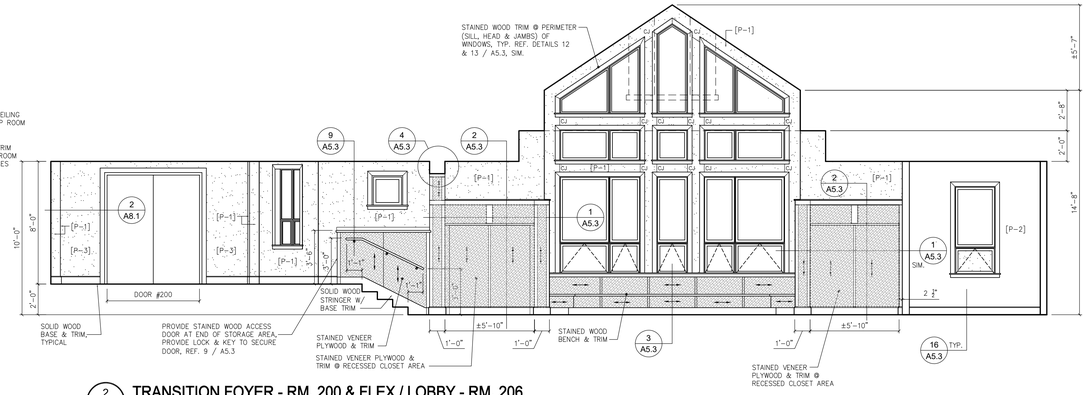

2 A5.1 TRANSITION FOYER - RM. 200 & FLEX / LOBBY - RM. 206
SCALE: 1/4 = 1'-0"

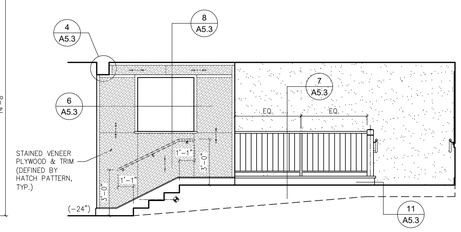

3 A5.1 TRANSITION FOYER
SCALE: 1/4 = 1'-0"

KEY LEGEND:

- VENEER PLYWOOD
- DIRECTION OF WOOD GRAIN
- PAINTED DRYWALL

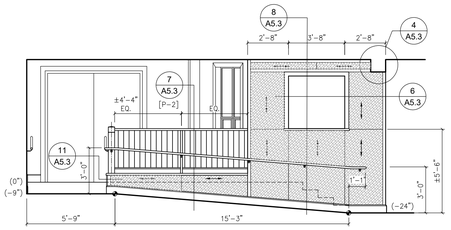

6 A5.1 RAMP
SCALE: 1/4 = 1'-0"

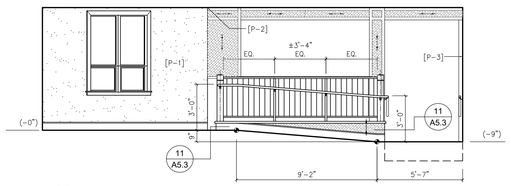

7 A5.1 RAMP
SCALE: 1/4 = 1'-0"

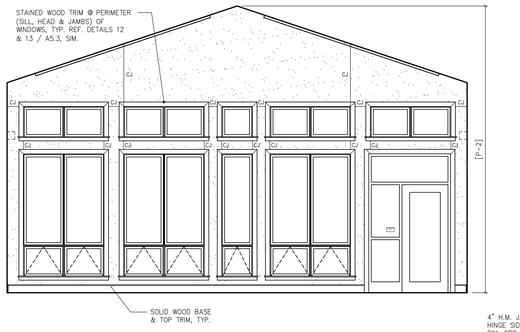

4 A5.1 FELLOWSHIP - RM. 205
SCALE: 1/4 = 1'-0"

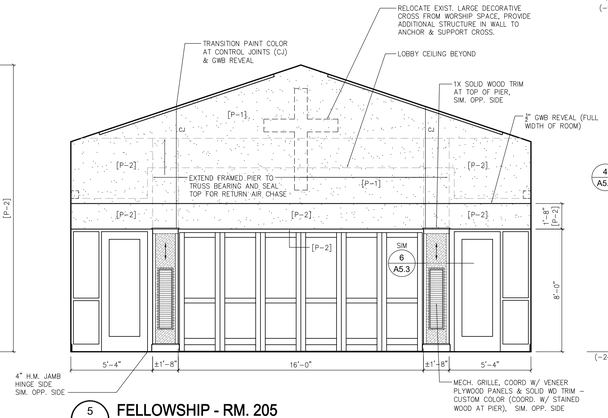

5 A5.1 FELLOWSHIP - RM. 205
SCALE: 1/4 = 1'-0"

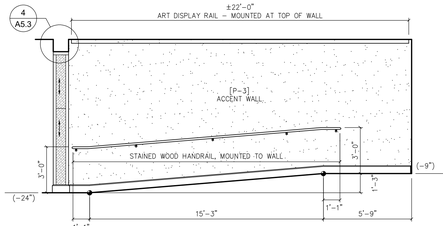

6A A5.1 TRANSITION FOYER (RAMP) - RM. 200
SCALE: 1/4 = 1'-0"

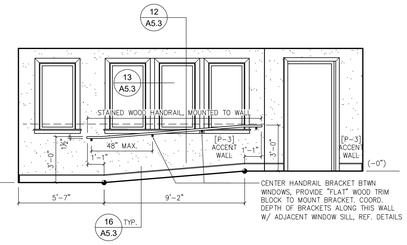

7A A5.1 TRANSITION FOYER (RAMP) - RM. 200
SCALE: 1/4 = 1'-0"

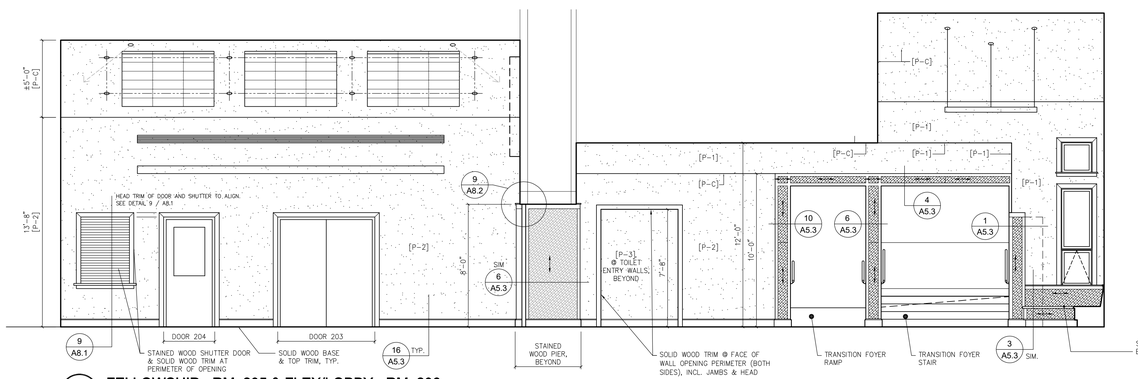

8 A5.1 FELLOWSHIP - RM. 205 & FLEX/LOBBY - RM. 206
SCALE: 1/4 = 1'-0"

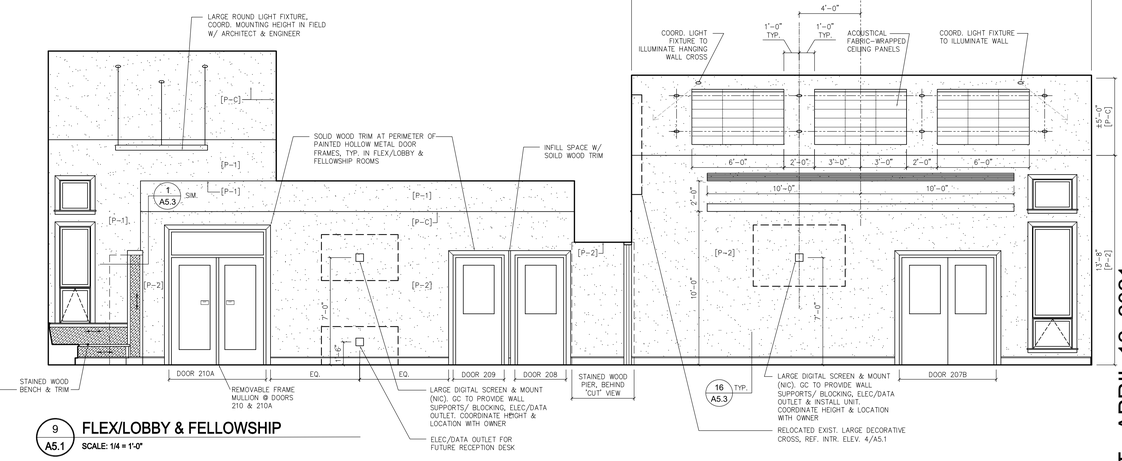

9 A5.1 FLEX/LOBBY & FELLOWSHIP
SCALE: 1/4 = 1'-0"

BID SET - APRIL 12, 2021

STAMP

CONSULTANTS

GODSHALL KANE O'ROURKE ARCHITECTS, LLC
300 Brookside Avenue
Ambler Yards - Building 18 - Suite 150
Ambler, PA 19002
T: 215.646.2003 F: 215.646.5707 W: gkoarchitects.com

GKO ARCHITECTS

ADDITIONS AND RENOVATIONS FOR
CHURCH OF THE HOLY SPIRIT
2871 BARNDT ROAD, HARLEYSVILLE, PA, 19438

REVISIONS	
4 - 12 - 2021	BID SET

DRAWN BY	
REVIEWED BY	PMO
JOB #	2416

SHEET TITLE

INTERIOR ELEVATIONS

SHEET #

A5.1

SCALE	AS NOTED
DATE	4-12-2021

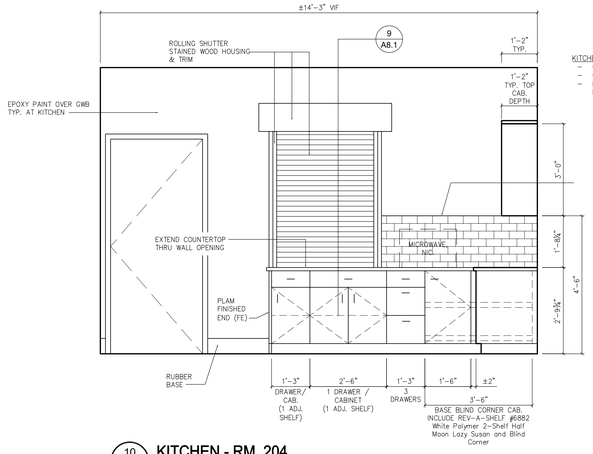

KITCHEN – RM 204, TYP.:
- CABINETRY = PLASTIC LAMINATE FINISH
- COUNTERTOP = PLASTIC LAMINATE FINISH
- REF. FINISH LEGEND ON A7 DWG SERIES FOR SELECTED FINISHES

10 A5.2 **KITCHEN - RM. 204**
SCALE: 1/2" = 1'-0"

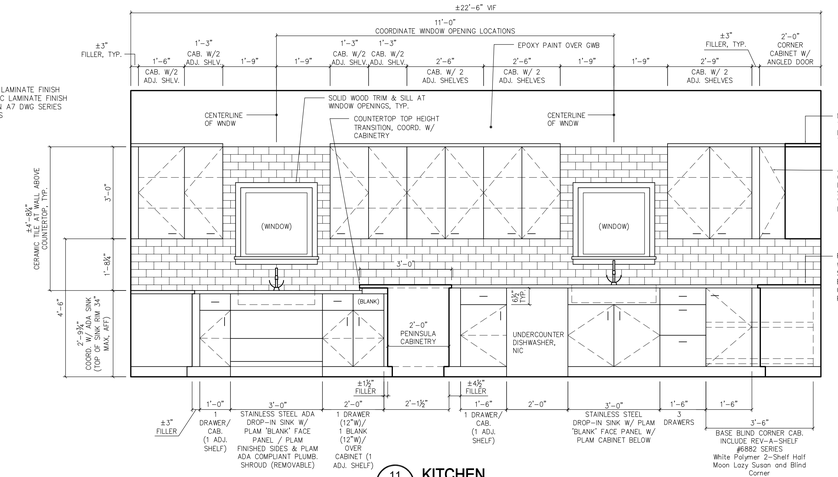

11 A5.2 **KITCHEN**
SCALE: 1/2" = 1'-0"

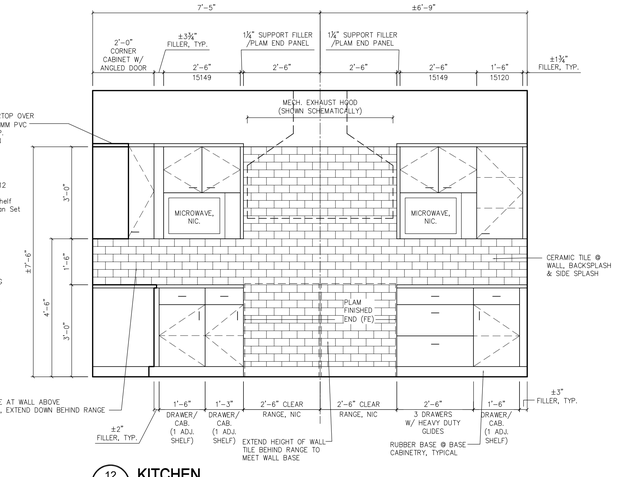

12 A5.2 **KITCHEN**
SCALE: 1/2" = 1'-0"

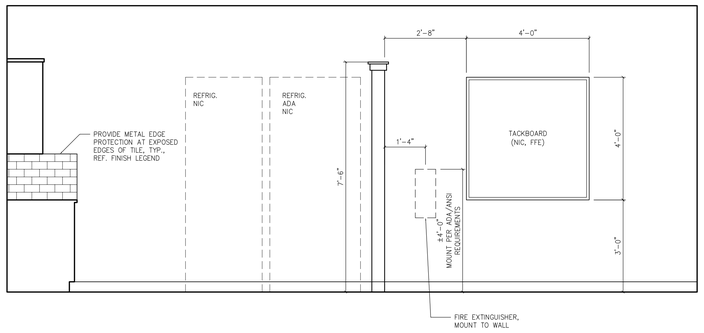

13 A5.2 **KITCHEN**
SCALE: 1/2" = 1'-0"

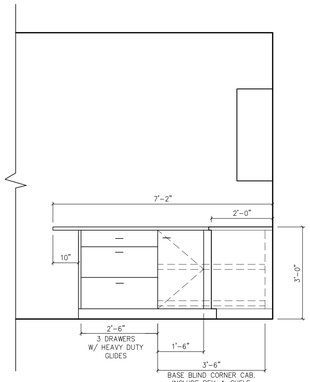

14 A5.2 **KITCHEN**
SCALE: 1/2" = 1'-0"

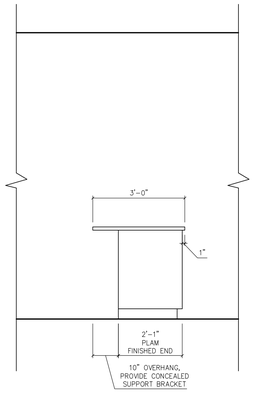

14A A5.2 **KITCHEN**
SCALE: 1/2" = 1'-0"

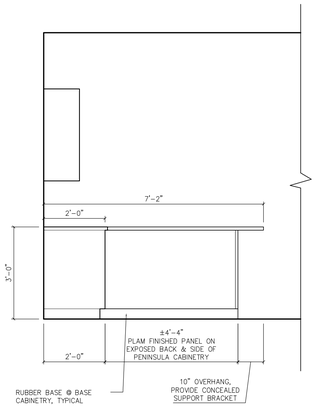

14B A5.2 **KITCHEN**
SCALE: 1/2" = 1'-0"

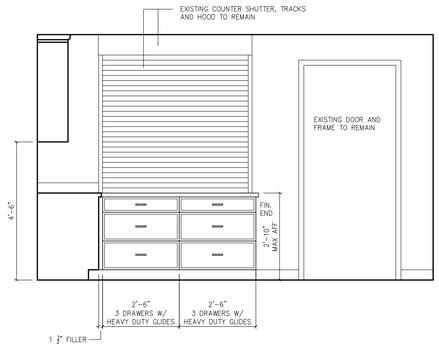

15 A5.2 **SACRISTY - RM. 105**
SCALE: 1/2" = 1'-0"

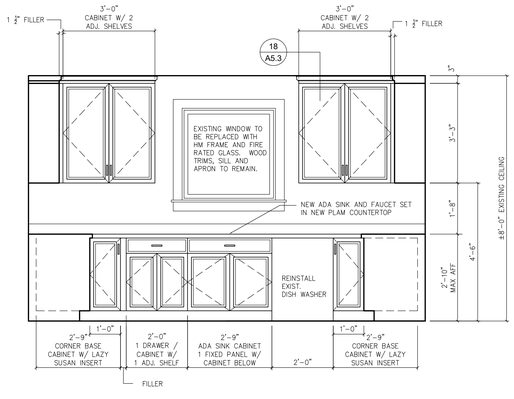

16 A5.2 **SACRISTY - RM. 105**
SCALE: 1/2" = 1'-0"

SACRISTY – RM 105, TYP.:
- CABINETRY = STAINED WOOD FINISH
- COUNTERTOP = PLASTIC LAMINATE FINISH
- REF. FINISH LEGEND ON A7 DWG SERIES FOR SELECTED FINISHES

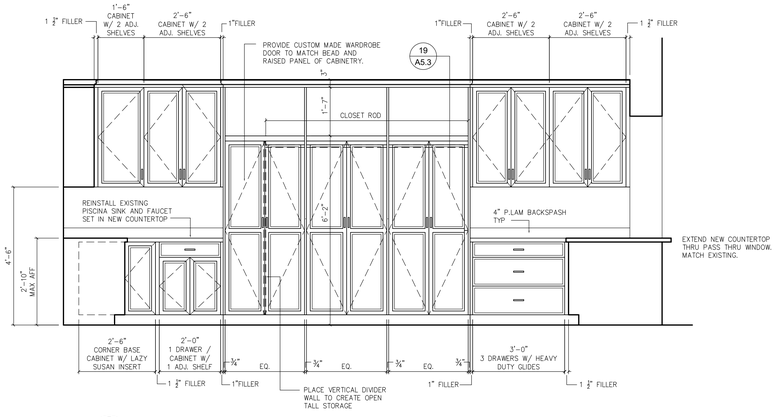

17 A5.2 **SACRISTY**
SCALE: 1/2" = 1'-0"

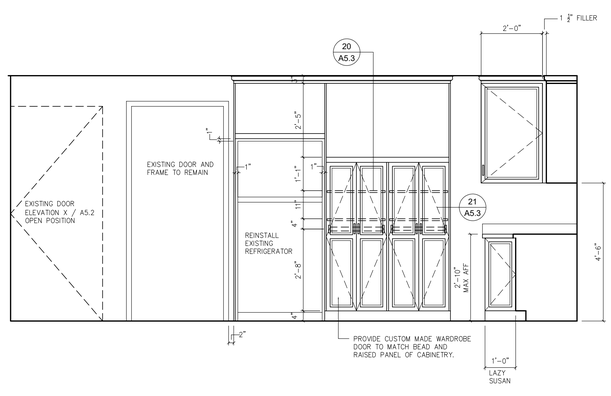

18 A5.2 **SACRISTY**
SCALE: 1/2" = 1'-0"

STAMP

CONSULTANTS

GODSHALL KANE O'ROURKE ARCHITECTS, LLC
300 Brookside Avenue
Amber Yards - Building 18 - Suite 150
Ambler, PA 19002
T: 215.646.2003 F: 215.646.5707 W: gkoarchitects.com

GKO ARCHITECTS

ADDITIONS AND RENOVATIONS FOR
CHURCH OF THE HOLY SPIRIT
2871 BARNDT ROAD, HARLEYSVILLE, PA, 19438

BID SET - APRIL 12, 2021

REVISIONS

4 - 12 - 2021	BID SET

DRAWN BY	
REVIEWED BY	PMO
JOB #	2416

SHEET TITLE

INTERIOR ELEVATIONS

SHEET #

A5.2

SCALE	AS NOTED
DATE	4-12-2021

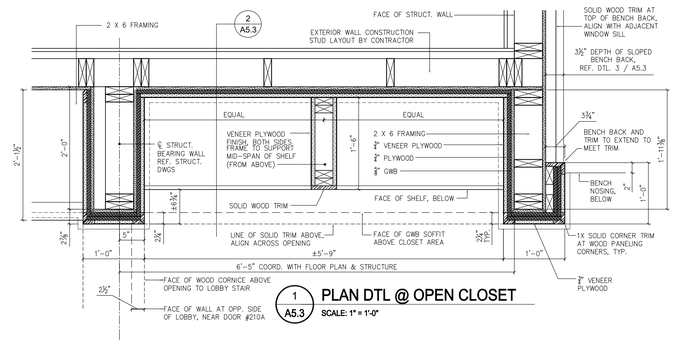

1 A5.3 PLAN DTL @ OPEN CLOSET
SCALE: 1" = 1'-0"

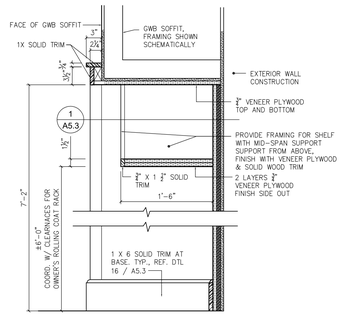

2 A5.3 SECTION DTL @ OPEN CLOSET & SHELF
SCALE: 1" = 1'-0"

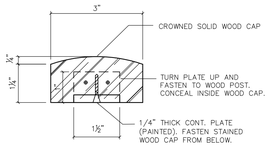

14 A5.3 SOLID WOOD CAP DETAIL
SCALE: 6" = 1'-0"

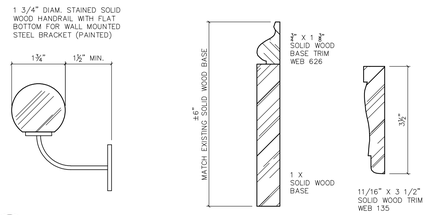

15 A5.3 WOOD RAILING DETAIL
SCALE: 6" = 1'-0"

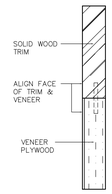

16 A5.3 SOLID WOOD BASE & TOP TRIM
SCALE: 6" = 1'-0"

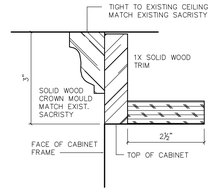

17 A5.3 JOINT DETAIL
SCALE: 6" = 1'-0"

17A A5.3 CROWN DETAIL
SCALE: 6" = 1'-0"

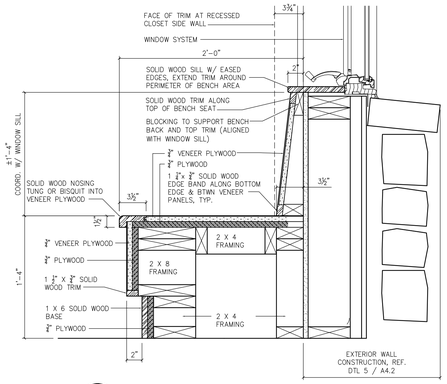

3 A5.3 WINDOW SEAT DETAIL
SCALE: 1 1/2" = 1'-0"

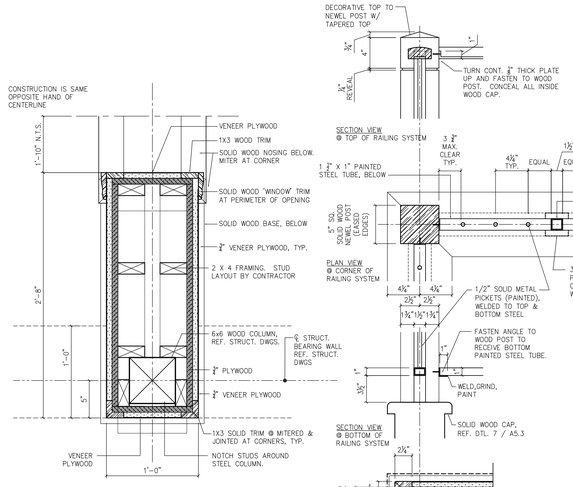

6 A5.3 WOOD PANEL & TRIM DETAIL
SCALE: 1 1/2" = 1'-0"

11 A5.3 RAILING SYSTEM DETAILS
SCALE: 1 1/2" = 1'-0"

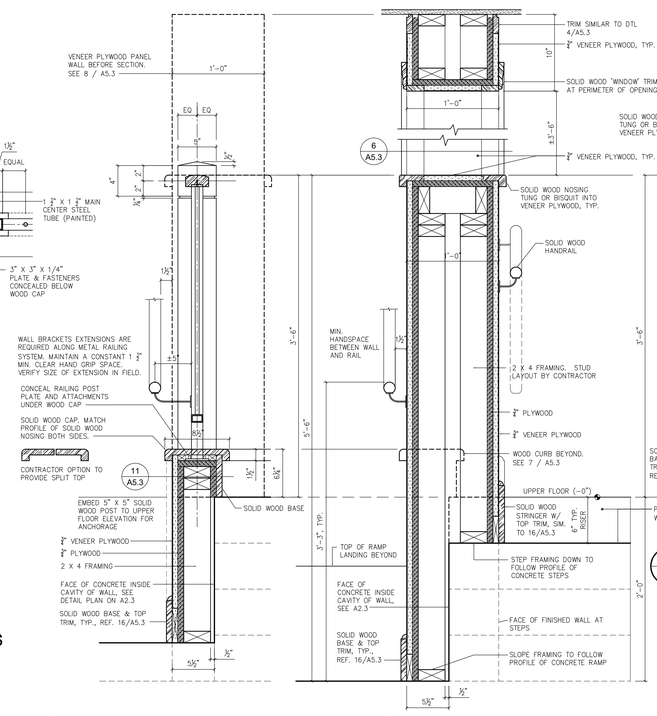

7 A5.3 WOOD CURB AND RAILING DETAIL
SCALE: 1 1/2" = 1'-0"

8 A5.3 VENEER PLYWOOD WALL DETAIL
SCALE: 1 1/2" = 1'-0"

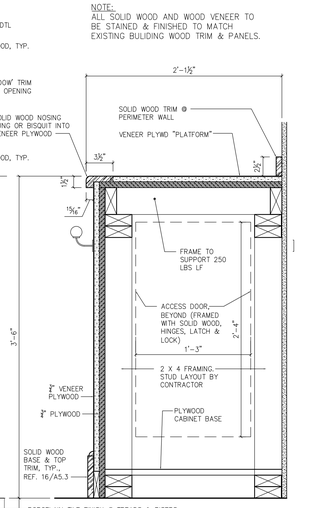

9 A5.3 VENEER PLYWOOD WALL DETAIL
SCALE: 1 1/2" = 1'-0"

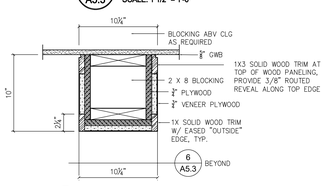

4 A5.3 HEADER TRIM DETAIL
SCALE: 1 1/2" = 1'-0"

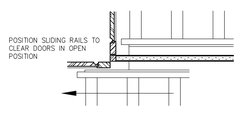

21 A5.3 LINEN CABINET DETAIL
SCALE: 1 1/2" = 1'-0"

5 A5.3 (NOT USED)
SCALE: 1 1/2" = 1'-0"

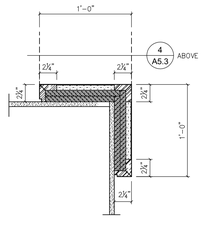

10 A5.3 WALL TRIM DETAIL
SCALE: 1 1/2" = 1'-0"

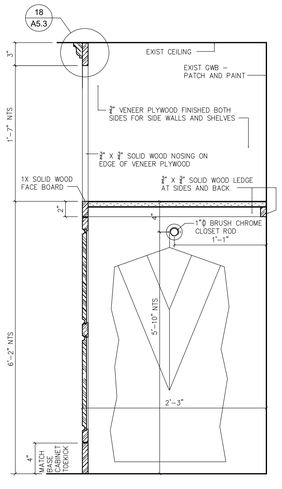

19 A5.3 WARDROBE DETAIL
SCALE: 1 1/2" = 1'-0"

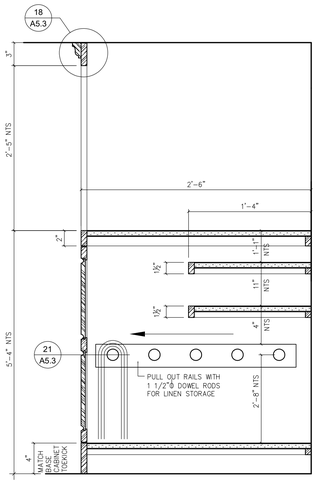

20 A5.3 LINEN CABINET DETAIL
SCALE: 1 1/2" = 1'-0"

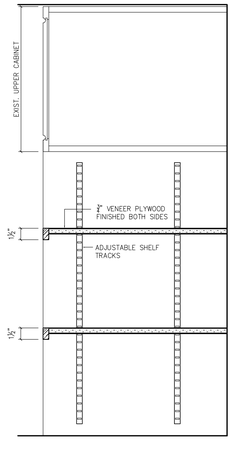

22 A5.3 BELL CASE CABINET DETAIL
SCALE: 1 1/2" = 1'-0"

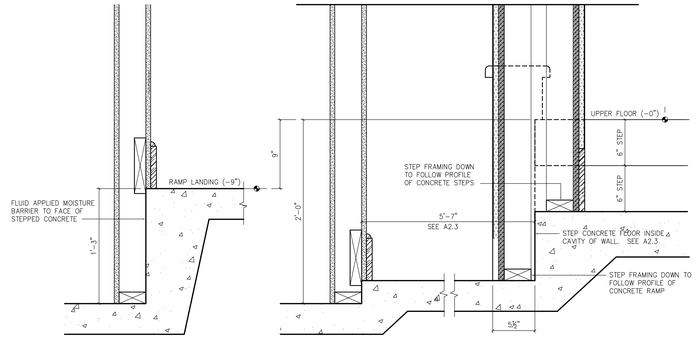

18 A5.3 CONCRETE STEP DETAIL
SCALE: 1 1/2" = 1'-0"

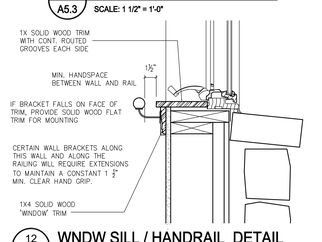

13 A5.3 WNDW JAMB DETAIL
SCALE: 1 1/2" = 1'-0"

12 A5.3 WNDW SILL / HANDRAIL DETAIL
SCALE: 1 1/2" = 1'-0"

STAMP

CONSULTANTS

GODSHALL KANE O'ROURKE ARCHITECTS, LLC
300 Brookside Avenue
Ambler Yards - Building 18 - Suite 150
Ambler, PA 19002
T: 215.646.2003 F: 215.646.5707 W: gkoarchitects.com

ADDITIONS AND RENOVATIONS FOR
CHURCH OF THE HOLY SPIRIT
2871 BARNDT ROAD, HARLEYSVILLE, PA, 19438

REVISIONS	
4 - 12 - 2021	BID SET

DRAWN BY	
REVIEWED BY	PMO
JOB #	2416

SHEET TITLE
INTERIOR DETAILS

SHEET #
A5.3

SCALE	AS NOTED
DATE	4-12-2021

BID SET - APRIL 12, 2021

FLOOR FINISH KEY:

- CARPET TILE
- CARPET TILE - WALK-OFF
- CERAMIC / PORCELAIN FLOOR TILE
- RESILIENT SHEET (VINYL)
- RESILIENT TILE (RUBBER - SLIP RESISTANT)

FLOORING TRANSITIONS:

T1 METAL EDGE PROTECTION & TRANSITION @ TILE FLOOR: SCHLUTER RENO-TK (FINISH = SATIN ANODIZED ALUMINUM, TYPICAL). FLASH PATCH UNDER RESILIENT FLOOR TO MINIMIZE FLOORING TRANSITION HEIGHT.

T2 METAL EDGE PROTECTION & TRANSITION @ TILE FLOOR: SCHLUTER RENO-V. ADHERE PER MANUF. RECOMMENDATIONS FOR ADJ. FLOORING FINISH. FLASH PATCH UNDER RESILIENT FLOOR TO MINIMIZE FLOORING TRANSITION HEIGHT.

T3 ROPPE - RUBBER ROLLING TRAFFIC TRANSITION, OR SIMILAR - COORDINATE PROFILE/SIZE W/ ADJACENT FLOOR FINISHES, FLASH PATCH AS REQUIRED TO MINIMIZE TRANSTION.

T4 (SIMILAR TO "T1", ABOVE()

T5 ROPPE - RUBBER CARPET JOINER, OR SIMILAR

T6 AT TILE STAIR TREADS & RISERS, PROVIDE METAL STAIR NOSING TRANSITIONS: SCHLUTER SYSTEMS "TREP-G" WITH SLIP RESISTANT WEAR SURFACE IN CONTRASTING COLOR FROM ADJACENT TILE.

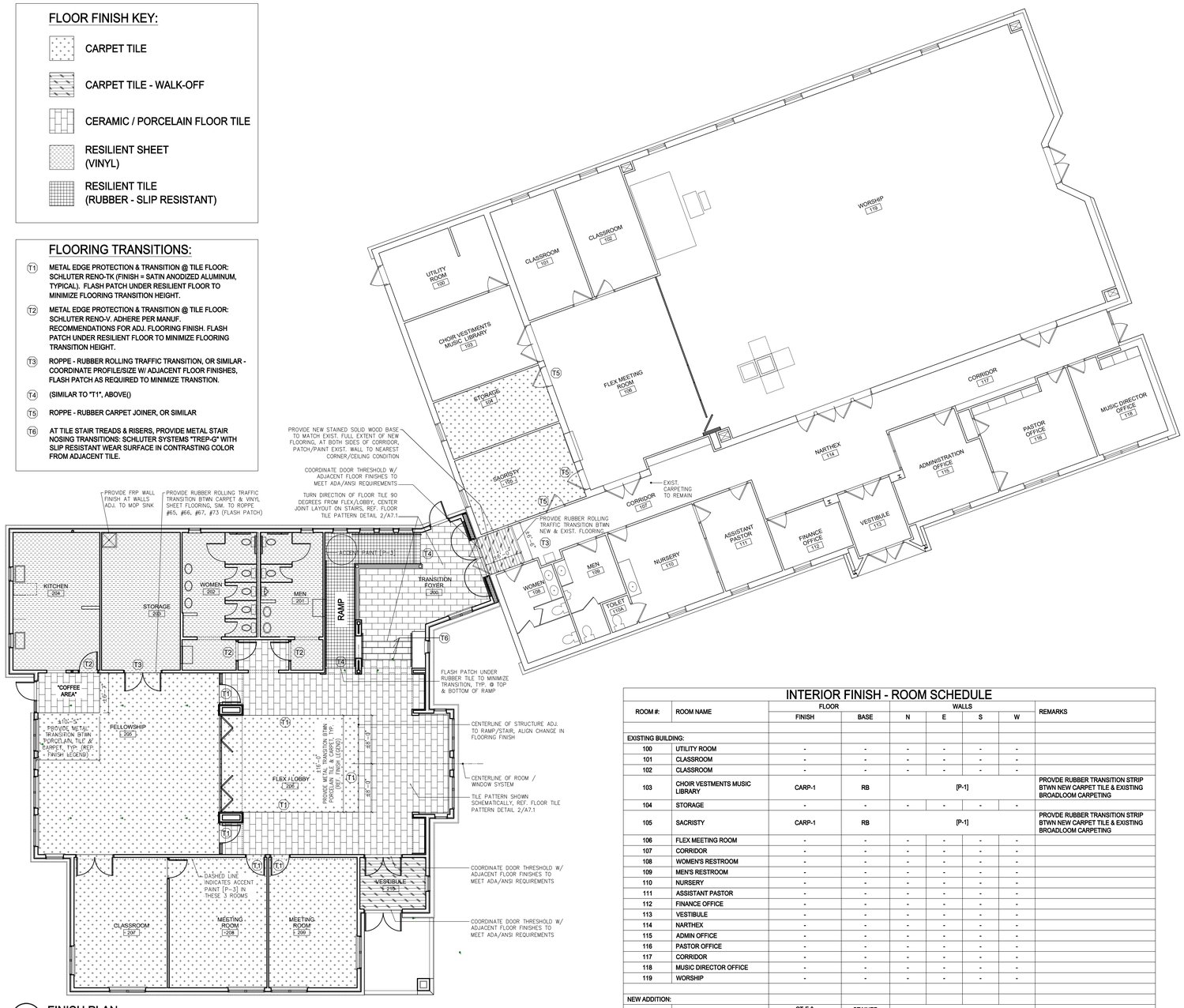

1 / A7.1 FINISH PLAN
SCALE: 1/8" = 1'-0"

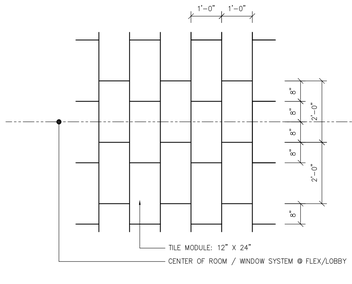

2 / A7.1 FLOOR TILE PATTERN DETAIL
SCALE: 1/2" = 1'-0"

INTERIOR FINISH - ROOM SCHEDULE

ROOM #:	ROOM NAME	FLOOR FINISH	FLOOR BASE	WALLS N	WALLS E	WALLS S	WALLS W	REMARKS
EXISTING BUILDING:								
100	UTILITY ROOM	-	-	-	-	-	-	
101	CLASSROOM	-	-	-	-	-	-	
102	CLASSROOM	-	-	-	-	-	-	
103	CHOIR VESTMENTS MUSIC LIBRARY	CARP-1	RB	[P-1]				PROVDE RUBBER TRANSITION STRIP BTWN NEW CARPET TILE & EXISTING BROADLOOM CARPETING
104	STORAGE	-	-	-	-	-	-	
105	SACRISTY	CARP-1	RB	[P-1]				PROVDE RUBBER TRANSITION STRIP BTWN NEW CARPET TILE & EXISTING BROADLOOM CARPETING
106	FLEX MEETING ROOM	-	-	-	-	-	-	
107	CORRIDOR	-	-	-	-	-	-	
108	WOMEN'S RESTROOM	-	-	-	-	-	-	
109	MEN'S RESTROOM	-	-	-	-	-	-	
110	NURSERY	-	-	-	-	-	-	
111	ASSISTANT PASTOR	-	-	-	-	-	-	
112	FINANCE OFFICE	-	-	-	-	-	-	
113	VESTIBULE	-	-	-	-	-	-	
114	NARTHEX	-	-	-	-	-	-	
115	ADMIN OFFICE	-	-	-	-	-	-	
116	PASTOR OFFICE	-	-	-	-	-	-	
117	CORRIDOR	-	-	-	-	-	-	
118	MUSIC DIRECTOR OFFICE	-	-	-	-	-	-	
119	WORSHIP	-	-	-	-	-	-	
NEW ADDITION:								
200	TRANSITION FOYER	CT-F & RT @ RAMP	STAINED SOLID WOOD	[P-1] / [P-3] / [P-HM]				
201	MEN'S RESTROOM	RS-2	RB-2	[P-1] EPOXY / FRP / [P-HM]				REF. INTERIOR ELEVATIONS FOR EXTENT OF FRP WALL FINISH
202	WOMEN'S RESTROOM	RS-2	RB-2	[P-1] EPOXY / FRP / [P-HM]				
203	STORAGE	RS-1	RB-2	[P-1] EPOXY / FRP / [P-HM]				
204	KITCHEN	RS-1	RB-2	[P-1] EPOXY / [P-HM] / CT-W				
205	FELLOWSHIP	CARP-1	STAINED SOLID WOOD	[P-1] / [P-2] / [P-HM] [P-C] @ GWB CEILING				
206	FLEX / LOBBY	CT-F & CARP-1	STAINED SOLID WOOD	[P-1] / [P-2] / [P-3] / [P-HM] [P-C] @ GWB CEILING				
207	CLASSROOM	CARP-1	RB-1	[P-1] / [P-3] / [P-HM]				
208	MEETING ROOM	CARP-1	RB-1	[P-1] / [P-3] / [P-HM]				
209	MEETING ROOM	CARP-1	RB-1	[P-1] / [P-3] / [P-HM]				

INTERIOR FINISH - LEGEND OF MATERIALS

FINISHES - CERAMIC TILE:

ABBREVIATION	MATERIAL / DESCRIPTION	MANUFACTURE / STYLE / COLOR / MISC.	REMARKS
CT-F	CERAMIC TILE (PORCELAIN TILE) - FLOOR	GARDEN STATE TILE (GST) STYLE: RENOVA COLOR: GOLDEN GREY SIZE: 12 INCH X 24 INCH	- TILE PATTERN: 33% OFFSET, REF. 2/A7.1 - REFERENCE FLOORING TRANSITIONS [T#] LEGEND ON SHEET A7.1.
CT-W#	CERAMIC TILE - WALL	MANUF: DALTILE STYLE: COLORWHEEL CLASSICS SUBWAY - 3 INCH X 6 INCH W/ BEVELED EDGE COLOR: #790 MATTE ARCTIC WHITE (OR SIMILAR PRODUCT BY GST - ONDA TILE)	- TILE PATTERN: 50% OFFSET - PROVIDE METAL TRANSITION AT EXPOSED EDGES OF WALL TILE : SCHLUTER SYSTEMS - JOLLY - ANODIZED ALUMINUM FINISH

FINISHES - FLOORING:

ABBREVIATION	MATERIAL / DESCRIPTION	MANUFACTURE / STYLE / COLOR / MISC.	REMARKS
CARP-1	CARPET TILE	SHAW - STYLE: KNIT TILE #59492 - COLOR: SERENE SKY #91595	INSTALLATION METHOD: ASHLAR
CARP-WO	CARPET TILE - WALK-OFF	SHAW - STYLE: WELCOME II TILE #5T031 - COLOR: (TO BE SELECTED FROM FULL RANGE)	INSTALLATION METHOD: MONOLITHIC
RB-1	RUBBER BASE (VULCANIZED)	ROPPE - PINNACLE - RUBBER BASE - 6 INCHES HIGH - COLOR: (TO BE SELECTED FROM FULL RANGE)	GC OPTION TO PROVIDE SIMILAR PRODUCT BY TARKETT-JOHNSONITE.
RB-2	RUBBER BASE (VULCANIZED)	ROPPE - PINNACLE - RUBBER BASE - 6 INCHES HIGH - COLOR: (TO BE SELECTED FROM FULL RANGE)	
RS-1	RESILIENT SHEET - VINYL SHEET FLOORING (HETEROGENEOUS PVC)	OWNER'S OPTION TO CHOOSE TWO OF THE FOLLOWING: 1) ALTRO OPERETTA / STYLE-COLOR: (TO BE SELECTED FROM FULL RANGE) 2) TARKETT ACCZENT FLOURISH / STYLE: PROSPER / COLOR: (TO BE SELECTED FROM FULL RANGE)	PRODUCT(S) MUST HAVE: - THICKNESS: 2.0 MM MINIMUM - SLIP RESISTANCE / STATIC COEFFICIENT OF FRICTION: 0.60 COF MINIMUM - WEAR LAYER THICKNESS: 0.7 MM MINIMUM GC/PC NOTE: PLUMBING FLOOR DRAINS TO BE SURFACE MEMBRANE CLAMPING MODELS. FIXTURES TO MECHANICALLY FASTEN, CLAMP AND SEAL FLOORING EDGE TO PREVENT MOISTURE FROM PENETRATING UNDERNEATH FLOORING MEMBRANE. COORDINATE INSTALLATION WITH FLOORING MANUFACTURE'S WARRANTY REQUIREMENTS.
RS-2	RESILIENT SHEET - VINYL SHEET FLOORING (HETEROGENEOUS PVC)		
RT	RESILIENT TILE - RUBBER TILE (VULCANIZED W/ ANTI-SLIP CORK ADDITIVE)	ROPPE - RENEW - COLOR: (TO BE SELECTED FROM FULL RANGE)	GC OPTION TO PROVIDE SIMILAR PRODUCT BY TARKETT-JOHNSONITE. PRODUCT(S) HAVE SLIP RESISTANCE - STATIC COEFFICIENT OF FRICTION > 0.80 COF MINIMUM

FINISHES - PAINT

ABBREVIATION	MATERIAL / DESCRIPTION	MANUFACTURE / STYLE / COLOR / MISC.	REMARKS
P-1	PAINT #1 (WHITE)	SW 7021 - SIMPLE WHITE (260-C7)	
P-2	PAINT #2 (LT. TONE)	SW 6085 - SIMPLIFY BEIGE (197-C1)	
P-3	PAINT #3 (MED. TONE)	SW 7642 - PAVESTONE (283-C5)	
P-C	PAINT - CEILING	SW 7021 - SIMPLE WHITE (260-C7)	
P-HM	PAINT - HOLLOW METAL	SW 2848 - ROYCROFT PEWTER	
P-X-WHITE	EXISTING PAINT - "WHITE"	SW #### [SIMILAR TO P-1]	PROVIDE PAINT OPTION TO MATCH WHITE" PAINT AT EXISTING WALLS ADJACENT TO RENOVATIONS
P-X-GREEN	EXISTING PAINT - "GREEN"	SW ####	PROVIDE PAINT OPTION TO MATCH "DARK GREEN" AS NEEDED FOR TOUCH-UP AT EXISTING HOLLOW METAL FRAMES ADJACENT TO RENOVATIONS

FINISHES - PLASTIC LAMINATE

ABBREVIATION	MATERIAL / DESCRIPTION	MANUFACTURE / STYLE / COLOR / MISC.	REMARKS
PLAM-K1	PLASTIC LAMINATE @ KITCHEN COUNTERTOP	(TO BE SELECTED)	PLASTIC LAMINATES TO BE SELECTED FROM THE FOLLOWING MANUF. & PRODUCT LINES: - COUNTERTOPS: WILSONART HD SURFACES (W/ ANTIMICROBIAL PROTECTION AND ENHANCED SCRATCH-RESISTANT AEON TECHNOLODY) / PATTERN TO BE SELECTED FROM FULL LINE OF MANUF. OPTIONS - CABINETRY: WILSONART PREMIUM LAMINATE DESIGNS (W/ AEON ENHANCED PERFORMANCE TECHNOLOGY) / PATTERN TO BE SELECTED FROM FULL LINE OF MANUF. OPTIONS
PLAM-K2	PLASTIC LAMINATE @ KITCHEN BASE CABINETS	(TO BE SELECTED)	
PLAM-K3	PLASTIC LAMINATE @ KITCHEN WALL CABINETS	(TO BE SELECTED)	
PLAM-K4	PLASTIC LAMINATE @ SACRISTRY COUNTERTOP	(TO BE SELECTED)	
PLAM-T1	PLASTIC LAMINATE @ TOILET ROOM COUNTERTOP	(TO BE SELECTED)	
PLAM-T2	PLASTIC LAMINATE @ TOILET ROOM CABINETS	(TO BE SELECTED)	

FINISHES - CEILING

ABBREVIATION	MATERIAL / DESCRIPTION	MANUFACTURE / STYLE / COLOR / MISC.	REMARKS
APC-2X2	ACOUSTICAL PANEL CEILING - 2X2	CERTAINTEED - SYMPHONY M #1222BB-75-1 SIZE: 24 IN X 24 IN X 3/4 IN / 15/16 IN GRID / "REVEAL" EDGE / NRC 0.75	REF. REFLECTED CEILING PLAN (RCP) FOR INSTALLATION LOCATIONS. (COORD. W/ OWNER IF PRODUCT SHOULD MATCH SIMILAR SIZED TILE IN EXISTING BUILDING)
APC-2X4	ACOUSTICAL PANEL CEILING - 2X4	CERTAINTEED - SYMPHONY M #1220BB-75-1 SIZE: 24 IN X 48 IN X 3/4 IN / 15/16 IN GRID / "REVEAL" EDGE / NRC 0.75	REF. REFLECTED CEILING PLAN (RCP) FOR INSTALLATION LOCATIONS.
APC-K	ACOUSTICAL PANEL CEILING - KITCHEN	CERTAINTEED - VINYLROCK #1142-CRF-1 SIZE: 24 IN X 24 IN X 1/2 IN / 15/16 IN GRID / "TRIM" EDGE	REF. REFLECTED CEILING PLAN (RCP) FOR INSTALLATION LOCATIONS. VINYL-FACED TO MEET KITCHEN REQ.
-	ACOUSTICAL FABRIC WRAPPED PANELS - CEILING MOUNTED	MBI - COLORSONIX - 2" THICK SIZE: (AS NOTED ON RCP) TYPE: Series 1800F-2060-ZIN / BEVELED EDGE FABRIC: GUILFORD OF MAINE - FR 701 - 2100 FABRIC FACINGS - COLOR: (TO BE SELECTED FROM FULL RANGE OF OPTIONS)	- REF. REFLECTED CEILING PLAN (RCP) FOR INSTALLATION & CUSTOM SIZES & SHAPES - ATTACH TO CEILING PER MANUFACUTURE'S RECOMMENDATIONS - COORDINATE W/ SPEC. "SOUND ABSORBING CEILING UNITS"

FINISHES - MISCELLANEOUS:

ABBREVIATION	MATERIAL / DESCRIPTION	MANUFACTURE / STYLE / COLOR / MISC.	REMARKS
FRP	FIBER-REINFORCED PLASTIC PANELING	CRANE COMPOSITES - DESIGN SERIES - PATTERN: (TO BE SELECTED FROM MANUF. FULL RANGE)	PROVIDE EDGE FINISHING TRIMS IN COLOR/PATTERN TO MATCH ADJACENT FRP PANELS
TP	TOILET PARTITIONS	SCRANTON INDUSTRIES - HINEY HIDERS SOLID PLASTIC PARTITIONS (HDPE) COLOR/FINISH: SANDCASTLE / OP (ORANGE PEEL)	
-	HARDWARE - DOOR	OIL RUBBED BRONZE	
-	HARDWARE - CABINETRY	2 OPTIONS TO BE SUBMITTED INCLUDING: - OIL RUBBED BRONZE @ SACRISTY - NICKEL@ KITCHEN	
-	STAINED WOOD CABINETRY	(STAINED TO MATCH EXISTING SOLID WOOD CABINETRY	GC TO SUBMIT SAMPLES TO MATCH EXIST. STAINED WOOD CABINETRY, INCLUDING #MW 232 RED CHESTNUT & #MW 455 PINE RIDGE
-	STAINED SOLID WOOD TRIM & VENEER PLYWOOD	(STAINED TO MATCH EXISTING SOLID WOOD TRIM)	GC TO SUBMIT SAMPLES TO MATCH EXIST. STAINED WOOD TRIM, INCLUDING #MW 232 RED CHESTNUT & #MW 455 PINE RIDGE
-	STAINED WOOD DOORS	(STAINED TO MATCH NEW SOLID WOOD TRIM, ABOVE)	SUBMIT SAMPLES FROM MANUF. FULL LINE OF STAIN OPTION (ESTIMATED MATCHES: ASSA ABLOY #350 / 925 (MED. TONE) & #125 (LIGHT TONE))
-	STAINED WOOD ROLLING DOOR	(STAINED TO MATCH NEW SOLID WOOD TRIM, ABOVE)	

FINISHES - PRODUCT REPRESENTATIVES:

-	CERTAINTEED CEILINGS	CONTACT: COLLEEN EDWARDS #484-757-2445 EMAIL: COLLEEN.C.EDWARDS@SAINT-GOBAIN.COM	
-	GARDEN STATE TILE	CONTACT: CHRIS BENEK #215-316-1731 EMAIL: CBENEK@GSTILE.COM	
-	ROPPE & ALTRO PRODUCTS	STANLEY STEPHENS CO., INC. CONTACT: MARILYN SAENZ #215-932-2291 EMAIL: MSAENZ@SSTFLOOR.COM	
-	SHAW CONTRACT (COMMERCIAL CARPET)	CONTACT: AARON LUCK #215-510-6926 EMAIL: AARON.LUCK@SHAWCONTRACT.COM	
-	TARKETT - JOHNSONITE PRODUCTS	SPARTAN SURFACES CONTACT: KEITH KNECHT #215-272-7085 EMAIL: KKNECHT@SPARTANSURFACES.COM	

BID SET - APRIL 12, 2021

STAMP

CONSULTANTS

GODSHALL KANE O'ROURKE ARCHITECTS, LLC
300 Brookside Avenue
Ambler Yards - Building 18 - Suite 150
Ambler, PA 19002
T: 215.646.2003 F: 215.646.5707 W: gkoarchitects.com

GKO ARCHITECTS

ADDITIONS AND RENOVATIONS FOR
CHURCH OF THE HOLY SPIRIT
2871 BARNDT ROAD, HARLEYSVILLE, PA, 19438

REVISIONS

4 - 12 - 2021	BID SET

DRAWN BY	
REVIEWED BY	PMO
JOB #	2416

SHEET TITLE

INTERIOR FINISH PLAN & SCHEDULE

SHEET #

A7.1

SCALE	AS SHOWN
DATE	4-12-2021

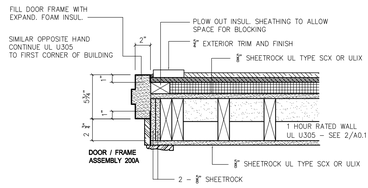

1 A8.1 DOOR JAMB DETAIL UL U305
SCALE: 1 1/2" = 1'-0"

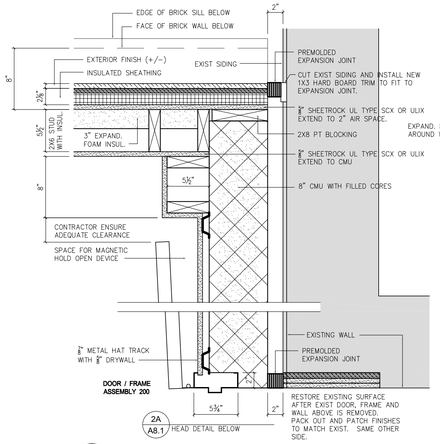

2 A8.1 DOOR POCKET DETAIL - JAMB
SCALE: 1 1/2" = 1'-0"

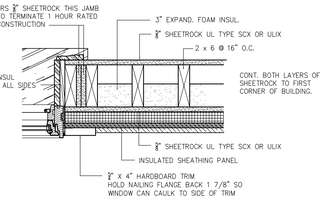

3 A8.1 WINDOW JAMB DETAIL UL U305
SCALE: 1 1/2" = 1'-0"

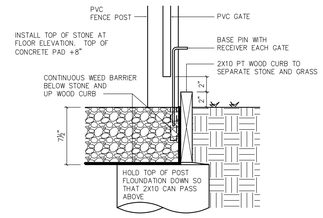

4 A8.1 FENCE DETAIL
SCALE: 1 1/2" = 1'-0"

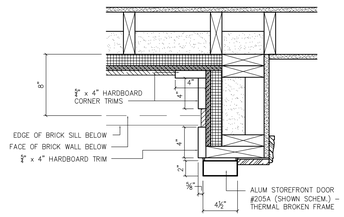

5 A8.1 DOOR JAMB DETAIL
SCALE: 1 1/2" = 1'-0"

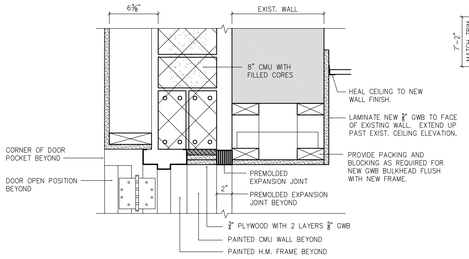

2A A8.1 DOOR POCKET DETAIL - HEAD
SCALE: 1 1/2" = 1'-0"

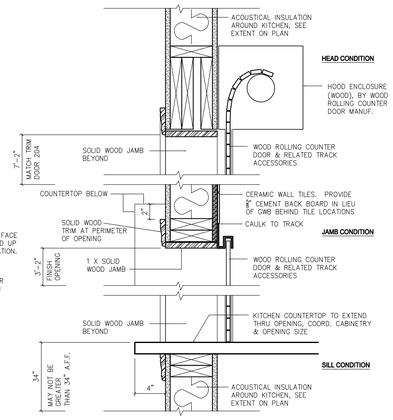

9 A8.1 WOOD ROLLING COUNTER DOOR
SCALE: 1 1/2" = 1'-0"
REF. COILING COUNTER DOOR SPEC.

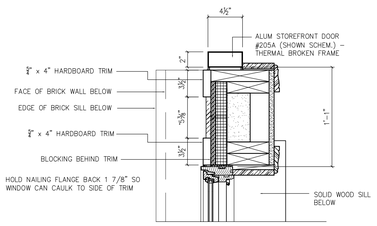

6 A8.1 DOOR / WINDOW JAMB DETAIL
SCALE: 1 1/2" = 1'-0"

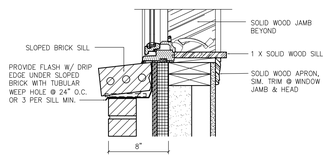

8 A8.1 WINDOW SILL DETAIL
SCALE: 1 1/2" = 1'-0"

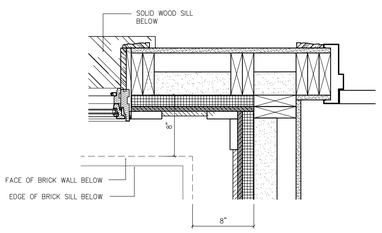

7 A8.1 WINDOW JAMB DETAIL
SCALE: 1 1/2" = 1'-0"

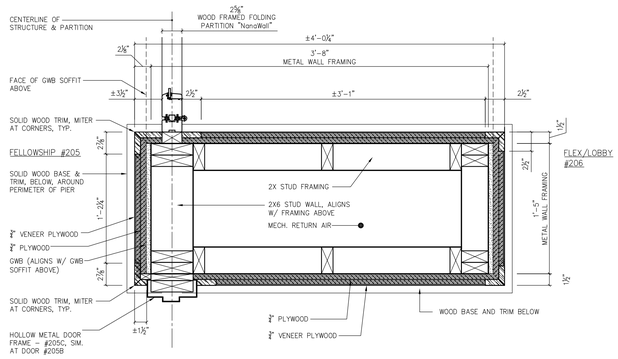

10 A8.1 PLAN DETAIL @ PIER BTWN FLEX/LOBBY & FELLOWSHIP
SCALE: 1 1/2" = 1'-0"

STAMP

CONSULTANTS

GODSHALL KANE O'ROURKE ARCHITECTS, LLC
300 Brookside Avenue
Ambler Yards - Building 18 - Suite 150
Ambler, PA 19002
T: 215.646.2003 F: 215.646.5707 W: gkoarchitects.com

GKO ARCHITECTS

ADDITIONS AND RENOVATIONS FOR
CHURCH OF THE HOLY SPIRIT
2871 BARNDT ROAD, HARLEYSVILLE, PA, 19438

BID SET - APRIL 12, 2021

REVISIONS

4 - 12 - 2021	BID SET

DRAWN BY	
REVIEWED BY	PMO
JOB #	2416

SHEET TITLE

DETAILS

SHEET #

A8.1

SCALE	AS NOTED
DATE	4-12-2021

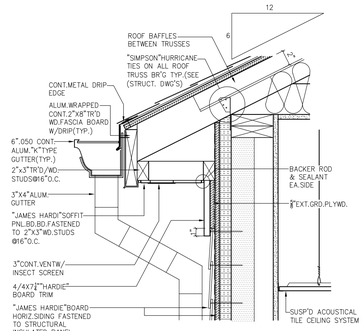

3 A8.2 SECT.DET.@CLASSRM. FASCIA
SCALE: 1 1/2 = 1'-0"

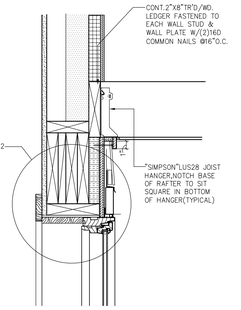

4 A8.2 WIND.HD.SECT.DET.@MEET'G RM.
SCALE: 1 1/2 = 1'-0"

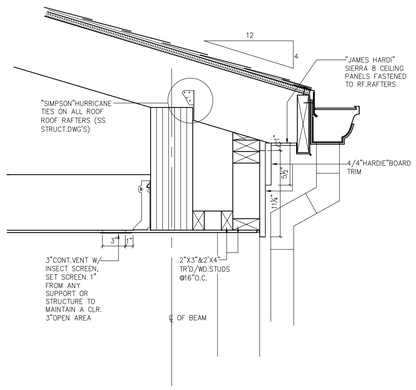

5 A8.2 SECT.DET.@ENTR.FASCIA
SCALE: 1 1/2 = 1'-0"

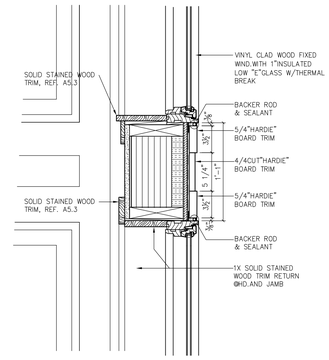

10 A8.2 SECT.DET.@PROJ'D WIND.TRIM
SCALE: 1 1/2 = 1'-0"

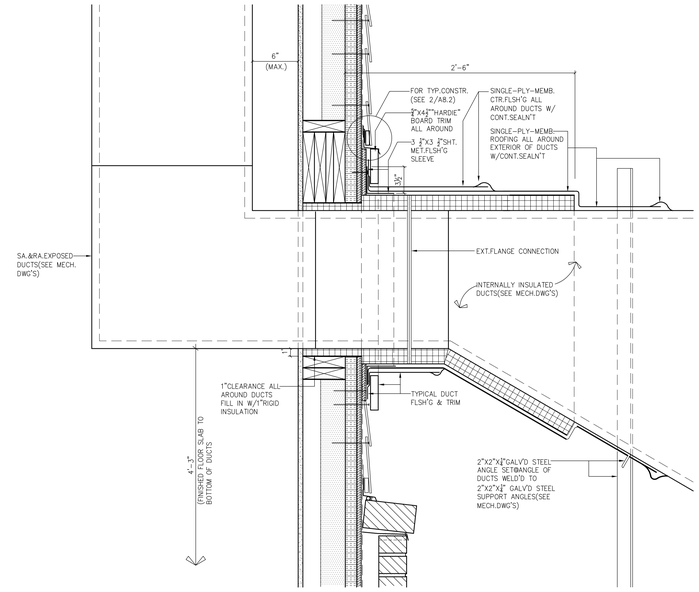

13 A8.2 SECT.DET.@MECH.DUCT.PENETRATION
SCALE: 1 1/2 = 1'-0"

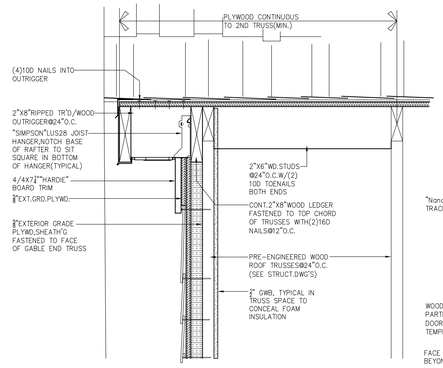

7 A8.2 SECT.DET.@FELLOWSHIP RF.FASCIA
SCALE: 1 1/2 = 1'-0"

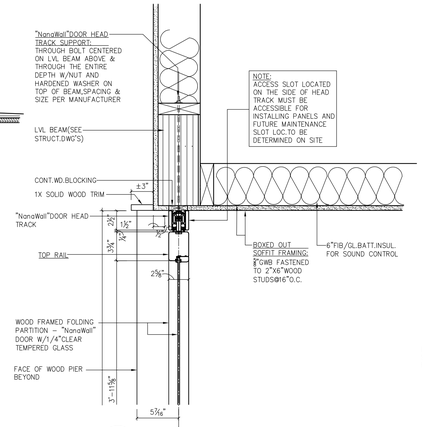

9 A8.2 SECT.DET.@NANA WALL HEAD
SCALE: 1 1/2 = 1'-0"

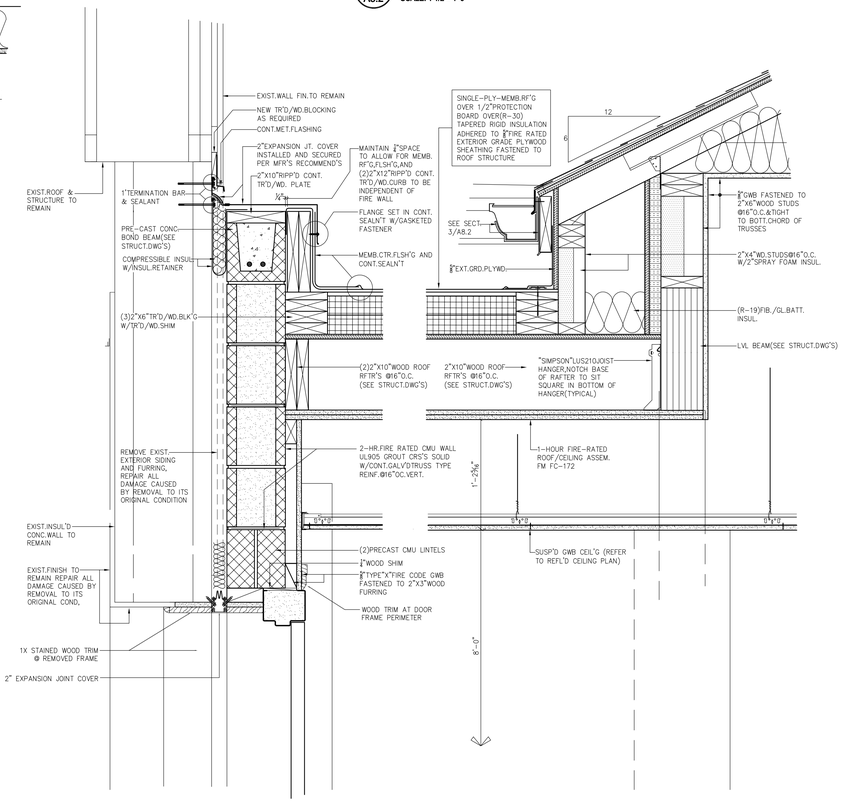

11 A8.2 SECT.DET.@2-HR.FIRE WALL
SCALE: 1 1/2 = 1'-0"

12 A8.2 SECT.DET.@TRANS.FOYER ROOF
SCALE: 1 1/2 = 1'-0"

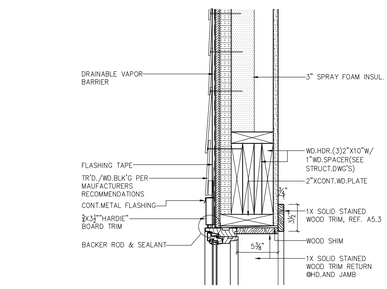

2 A8.2 WIND.HD.SECT.DET.@CLASSRM.
SCALE: 1 1/2 = 1'-0"

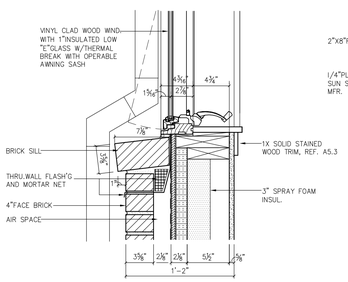

1 A8.2 WIND.SILL SECT.DET.@CLASSRM.
SCALE: 1 1/2 = 1'-0"

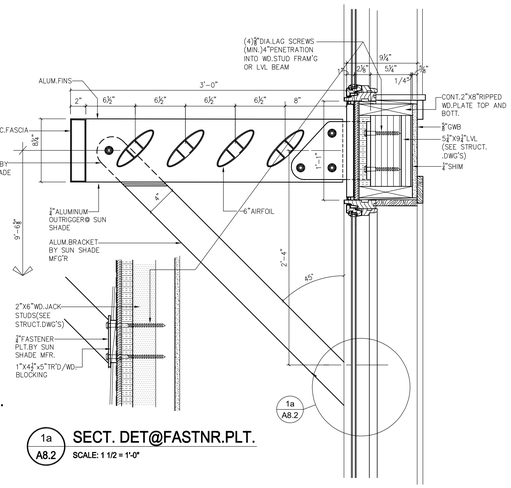

1a A8.2 SECT. DET@FASTNR.PLT.
SCALE: 1 1/2 = 1'-0"

6 A8.2 SECTION DETAIL.@SUN SHADE
SCALE: 1 1/2 = 1'-0"

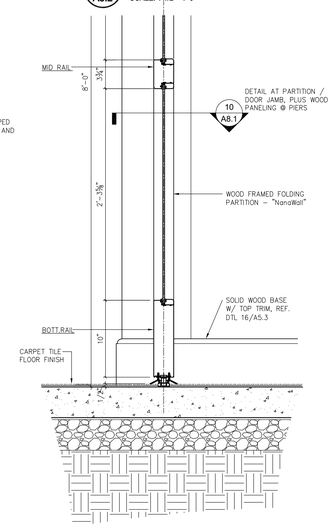

8 A8.2 SECT.DET.@NANA WALL BASE
SCALE: 1 1/2 = 1'-0"

STAMP

CONSULTANTS

GODSHALL KANE O'ROURKE ARCHITECTS, LLC
300 Brookside Avenue
Ambler Yards - Building 18 - Suite 150
Ambler, PA 19002
T: 215.646.2003 F: 215.646.5707 W: gkoarchitects.com

GKO ARCHITECTS

ADDITIONS AND RENOVATIONS FOR

CHURCH OF THE HOLY SPIRIT

2871 BARNDT ROAD, HARLEYSVILLE, PA, 19438

REVISIONS	
4 - 12 - 2021	BID SET

DRAWN BY	
REVIEWED BY	PMO
JOB #	2416

SHEET TITLE

DETAILS

SHEET #

A8.2

SCALE	AS NOTED
DATE	4-12-2021

BID SET - APRIL 12, 2021

1 A9.1 SCHEMATIC RENDERING - BIRD'S EYE VIEW

2 A9.1 SCHEMATIC RENDERING - EXTERIOR VIEW OF ADDITION

NOTE: SCHEMATIC RENDERINGS FOR REFERENCE ONLY (DESIGN MAY VARY FROM DRAWINGS)



3 A9.1 SCHEMATIC RENDERING - VIEW FROM PARKING LOT

4 A9.1 SCHEMATIC RENDERING - EXTERIOR VIEW OF ADDITION

4 A9.1 SCHEMATIC RENDERING - EXTERIOR VIEW OF ADDITION

BID SET - APRIL 12, 2021

STAMP

CONSULTANTS

GODSHALL KANE O'ROURKE ARCHITECTS, LLC
300 Brookside Avenue
Ambler Yards - Building 18 - Suite 150
Ambler, PA 19002
T: 215.646.2003 F: 215.646.5707 W: gkoarchitects.com

GKO ARCHITECTS

ADDITIONS AND RENOVATIONS FOR
CHURCH OF THE HOLY SPIRIT
2871 BARNDT ROAD, HARLEYSVILLE, PA, 19438

REVISIONS

4 - 12 - 2021	BID SET

DRAWN BY	
REVIEWED BY	PMO
JOB #	2416

SHEET TITLE

SCHEMATIC RENDERINGS

SHEET #

A9.1

SCALE	AS NOTED
DATE	4-12-2021