

THE GATEWAYS OF BAAL I

Celebration of the Slaughtered



The following is an association of the Luciferian worship and representation by various exposés. One is the popular TV series of Childhood's End. The others are the rise of Satanism in the USA and the West in general that seems to coincide with the CERN and portal of the Gates of Baal of Palmyra, Syria. The same iconoclastic symbolism of Baphomet is also incorporated in the Masonic Washington Masonic Memorial outside District of Columbia. The Baphomet connotation is derived from the Luciferian worship in the form of Molech, which is another form of Baal, the legacy of the religion of Nimrod.



Masonic Lodge
WASHINGTON MASONIC MEMORIAL




© Composition & Some Graphics by
LUIS B. VEGA
vegapost@hotmail.com
www.PostScripts.org
FOR ILLUSTRATION PURPOSES ONLY

SOME SOURCES
Aljazeera.com
GoogleEarth.com
TimeAndDate.com
UNESCO.org
Wikipedia.com



Molech
BOHEMIAN GROVE
Sonoma County



Baal

TO LONDON
2230 miles (322)
1940 nautical miles

TO STONEHENGE
1996 nautical miles
33° heading

COMPOUND PERIMETER
.44 miles
.44 nautical miles

N

Inner Core Perimeter
.13 km
~365 ft
66 smoots


GATE

Outer Perimeter
223 yards (322)
.13 miles

TO TEMPLE MOUNT
Jerusalem
223° heading (322)

S

Temple of Baal




6660 cm
~72 yards

223 ft

E

TO BABYLON
19800 arc seconds (1980)
330 miles (33)
5.55° heading map length



phi ratio

Image © 2016 CNES / Astrium

Google earth

Imagery Date: 2/19/2014 34°32'51.71" N 38°16'25.32" E elev 1351 ft eye alt 4634 ft