





NHSGA SSI 2017

Team Results

May 19-20, 2017

Page: 1
Printed: 5/19/2017 3:03:32 PM

Women / 10
Session: 1

| Rank | Gym | Team | Score |  |  |  |  |
|------|-----|------|----------------|---|---|---|---|
| 1 | CT | * | 149.025 | 37.200 3 | 37.425 1 | 36.275 4 | 38.125 1 |
| 2 | IL | * | 147.400 | 37.675 1 | 35.675 3 | 36.400 3 | 37.650 3 |
| 3 | MA | * | 147.300 | 37.100 4 | 35.950 2 | 36.775 1 | 37.475 4 |
| 4 | NJ | * | 146.900 | 37.275 2 | 35.250 4 | 36.450 2 | 37.925 2 |
| 5 | WI | * | 136.800 | 34.450 5 | 31.700 5 | 34.450 6 | 36.200 5 |
| 6 | WA | * | 132.625 | 33.825 6 | 27.450 7 | 35.425 5 | 35.925 6 |
| 7 | MI | * | 124.700 | 33.500 7 | 28.250 6 | 30.500 8 | 32.450 8 |
| 8 | NH | * | 104.075 | 25.525 8 | 19.600 8 | 23.750 9 | 35.200 7 |
| 9 | RI | * | 78.350 | 23.900 9 | 15.500 9 | 30.800 7 | 8.150 11 |
| 10 | TX | * | 66.800 | 18.350 10 | 14.400 10 | 16.250 10 | 17.800 9 |
| 11 | PA | * | 27.650 | 8.600 11 | 4.000 11 | 6.250 11 | 8.800 10 |