



FAUX WOOD

BLINDS

Effective April 1, 2018

design simplified™

TABLE OF CONTENTS

Product Overview

- Features & Benefits 2
- Color Charts 3

Pricing Information

- 2" Faux – Whites & Neutrals Price Chart and Surcharges 4
- 2" Faux – Wood Tones Price Chart and Surcharges 5
- 2-1/2" Faux – Whites & Neutrals Price Chart and Surcharges 6
- 2-1/2" Faux – Wood Tones Price Chart and Surcharges 7
- RemoteTilt™ System and Option Surcharges 8

Valance Information

- Individual Valance Ordering and Pricing/Tape Valance Option and Color Chart 9
- Valances and Valance Return Information and Specifications 10

Cordless Lift & Lock Bottomrail Color Coordination 11

Solid and Decorative Tape Option and Listing 12

Product and Specifications

- Product Specifications 13
- Size Specifications 14
- Finished Dimensions and Mounting Requirements..... 14

Controls, Components, Ladder/Tape Placement & Stack-up Charts

- Standard Rectangular 15
- Cordless/RemoteTilt 16
- Cordless Lift & Lock™ 17
- Component Diagrams 18-20

RemoteTilt Motorization

- RemoteTilt Motorization – Overview. 21
- Radio Frequency (RF) Features, Options and Part Numbers 22

FEATURES & BENEFITS



Now available with
Cordless Lift & Lock™

- Durable engineered polymer material that won't crack, chip, or peel.
- Available in 2" and 2-1/2" slat styles.
- Offered in a wide selection of whites, neutrals and wood tones.
- Come standard with a 3" decorative valance and trapezoid bottomrail. Contemporary Crescent valance is optional.
- Heavy-duty slim design headrail and crash-proof cordlock that provide smooth, reliable operation.
- Optional cordless lift available on 2" slats for easy operation and added child safety.
- Decorative tassels and lift cord with a unique Stop Ball that breaks apart under pressure to help protect children and pets.
- A wide selection of solid and decorative tapes that add a stylish accent.
- Optional LightsOut routeless feature that blocks additional light and enhances privacy.
- Available with upgraded operating systems including Cordless Lift & Lock™, Cordless Lift and RemoteTilt™ for enhanced control convenience.
- Limited Lifetime Warranty ensures your customers' satisfaction.

COLOR CHART

2" FAUX WOOD

WHITES AND NEUTRALS	COLOR #
Birch	S933
Bright White	S900
Eggshell	S904
Oyster	S902
Pearl	S903
Snow	S901
Textured Pure White	T901
Ultra White	S951

2-1/2" FAUX WOOD

WHITES AND NEUTRALS	COLOR #
Birch	S933
Bright White	S900
Eggshell	S904
Oyster	S902
Pearl	S903
Snow	S901
Textured Pure White	T901
Ultra White	S951

WOOD TONES	COLOR #
Cedar Chest	P918
Cherrystone	P917
Dark Walnut	P919
Honey Maple	P914
Light Oak	P913
Mesquite	P916
Sunset	P915

WOOD TONES	COLOR #
Cedar Chest	P918
Cherrystone	P917
Dark Walnut	P919
Honey Maple	P914
Light Oak	P913
Mesquite	P916
Sunset	P915

CHARACTERISTICS OF FAUX WOOD BLINDS

Faux wood blinds are an excellent and economical alternative to wood blinds for many applications. Constructed of a durable engineered polymer material, faux wood blinds offer long lasting performance. Faux wood material will not crack, chip or fade – perfect for high traffic areas. It is also easy to clean and is moisture resistant for placement in kitchens and bathrooms.

Faux wood blinds are not intended for installation near heat sources such as radiators and heat registers which can potentially compromise the integrity of the faux wood material, or in locations where temperatures within the window casing will exceed 120 degrees Fahrenheit, including older single pane or aluminum frame windows that conduct and amplify outside heat into the window casing.

Faux wood blinds are certified GOLD for Greenguard Indoor Air Quality, are inherently fire resistant and are FR Certified NFPA 701.

GROUP 1 – 2" WHITES & NEUTRALS

3" Standard Decorative Polymer Valance Included in Price

WIDTH TO:	24"	28"	32"	36"	42"	48"	54"	60"	66"	72"	78"	84"	96"
HEIGHT TO:													
30"	\$71	79	85	94	100	111	121	140	149	162	171	182	197
36"	77	83	89	99	109	118	129	149	159	175	182	197	212
42"	82	89	96	108	117	127	141	161	172	188	199	214	231
48"	87	94	101	114	124	137	150	171	184	203	211	229	248
54"	94	104	112	126	138	150	166	188	203	220	235	249	269
61"	100	110	120	133	145	158	175	201	214	235	248	269	290
66"	107	116	125	142	154	169	185	213	230	253	266	286	309
73"	113	123	133	152	164	181	199	230	245	269	286	308	332
78"	118	128	141	157	171	188	209	240	259	284	300	322	
84"	123	133	147	167	181	199	222	252	273	302	316	334	
90"	128	141	154	175	189	209	231	263	286	314	323		
96"	133	148	162	182	199	220	243	277	299	330			
102"	139	152	168	188	205	229	253	290	312				
108"	150	166	180	206	226	246	272	311	329				

Note: Blinds over 50 sq. ft. require 2 or 3 on 1 Headrail
Cordless Lift & Lock not available in sizes outside the thick black line

SOLID & DECORATIVE TAPE SURCHARGE

NOTE: See Tape section for sizes & availability. Tapes are NOT available with LightsOut feature, Cordless or Cordless Lift & Lock.

WIDTH TO:	24"	28"	32"	36"	42"	48"	54"	60"	66"	72"	78"	84"	96"
Solid	\$24	24	24	24	29	29	35	35	40	40	47	47	51
Decorative	51	51	51	51	62	62	76	76	87	87	99	99	107

NO CHARGE OPTIONS	
<ul style="list-style-type: none"> • 3" Crescent Valance (in place of 3" Standard Decorative Valance) • LightsOut Routeless Feature (not available with Cordless Lift & Lock, Cordless Lift System or blinds with Tapes) • Controls – LR, RL or Grouped • Hold-Down Brackets • Tile Cut Out – maximum 3" each side (not available with Cordless Lift & Lock) • Short and Long Extension Brackets 	<ul style="list-style-type: none"> • Spacer Blocks – small (3/8") and large (3/4") • Special Wand and Cord Length (see page 14 for wand lengths) • Wand Tilter • 2 or 3 On 1 Headrail (max. 120" on 2" blinds) – price as separate blinds (2 or 3 on 1 headrail not available with Cordless Lift) (3 on 1 headrail not available with Cordless Lift & Lock) • Side by Side (slat alignment guaranteed within 1/4" when requested at time of order. Blinds must be the same height, slat size & color)

OPTIONS: EXTRA CHARGE – SPECIFY ON ORDER	
<ul style="list-style-type: none"> • Cordless Lift & Lock™ Systemadd \$68 each • Cordless Lift System.....add \$99 each • Blinds Under 12" Wide.....add \$13 each 	<ul style="list-style-type: none"> • Tape Valanceadd \$13 each • Keystone Valance Option (for blinds under 102" wide)add \$13

Note: For surcharges on oversize common carrier delivery, express ship program, shipments to Hawaii, Alaska and Puerto Rico, see General Information Section

SIZE SPECIFICATIONS	2" Standard	2" Cordless	2" Cordless Lift & Lock™
Minimum Width (Net)	8" 12" with Tapes	18"	10-1/2"
Maximum Width (One blind)	96"	78"	96"
Minimum Height	12"	12"	12"
Maximum Height	108"	72"	84"
Max. AREA (SQ/FT) ¹	50 sq/ft	40 sq/ft	40 sq/ft
Maximum Width 2 or 3 on 1 Headrail	120"	n/a	120" ²
Maximum Continuous Valance Width (not spliced)	102"		102"

¹ Blinds over Max SQ/FT require 2 or 3 on 1 headrail (where available)

² Cordless Lift **not available** as a 2 or 3 on 1 headrail

GROUP 2 – 2" WOOD TONES

3" Standard Decorative Polymer Valance Included in Price

WIDTH TO:	24"	28"	32"	36"	42"	48"	54"	60"	66"	72"	78"	84"	96"
HEIGHT TO:													
30"	\$77	84	90	101	111	121	133	152	168	179	192	203	219
36"	82	90	97	110	119	131	145	166	180	192	209	220	237
42"	89	97	107	119	128	143	155	180	197	210	230	240	260
48"	94	103	112	125	139	153	169	192	211	229	245	258	279
54"	104	115	124	141	153	169	185	211	235	252	272	286	308
61"	110	121	133	150	163	179	197	227	250	269	291	307	330
66"	117	128	142	158	174	191	213	245	269	290	316	330	356
73"	124	139	150	171	187	207	230	263	290	310	337	359	387
78"	133	145	158	182	200	219	242	278	311	335	364	382	
84"	142	154	171	195	214	237	262	300	335	359	393	397	
90"	149	164	181	207	227	252	280	323	356	381	404		
96"	157	172	192	218	239	265	296	338	377	406			
102"	163	181	200	226	250	278	310	354	395				
108"	177	196	215	246	271	299	335	380	410				

Note: Blinds over 50 sq. ft. require 2 or 3 on 1 Headrail
Cordless Lift & Lock not available in sizes outside the thick black line

SOLID & DECORATIVE TAPE SURCHARGE

NOTE: See Tape section for sizes & availability. Tapes are NOT available with LightsOut feature, Cordless or Cordless Lift & Lock.

WIDTH TO:	24"	28"	32"	36"	42"	48"	54"	60"	66"	72"	78"	84"	96"
Solid	\$24	24	24	24	29	29	35	35	40	40	47	47	51
Decorative	51	51	51	51	62	62	76	76	87	87	99	99	107

NO CHARGE OPTIONS

- 3" Crescent Valance (in place of 3" Standard Decorative Valance)
- LightsOut Routeless Feature (not available with Cordless Lift & Lock, Cordless Lift System or blinds with Tapes)
- Controls – LR, RL or Grouped
- Hold-Down Brackets
- Tile Cut Out – maximum 3" each side (not available with Cordless Lift & Lock)
- Short and Long Extension Brackets
- Spacer Blocks – small (3/8") and large (3/4")
- Special Wand and Cord Length (see page 14 for wand lengths)
- Wand Tilter
- 2 or 3 On 1 Headrail (max. 120" on 2" blinds) – price as separate blinds (2 or 3 on 1 headrail not available with Cordless Lift)
- (3 on 1 headrail not available with Cordless Lift & Lock)
- Side by Side (slat alignment guaranteed within 1/4" when requested at time of order. Blinds must be the same height, slat size & color)

OPTIONS: EXTRA CHARGE – SPECIFY ON ORDER

- Cordless Lift & Lock™ Systemadd \$68 each
- Cordless Lift System.....add \$99 each
- Blinds Under 12" Wide.....add \$13 each
- Tape Valanceadd \$13 each
- Keystone Valance Option (for blinds under 102" wide)add \$13

Note: For surcharges on oversize common carrier delivery, express ship program, shipments to Hawaii, Alaska and Puerto Rico, see General Information Section

SIZE SPECIFICATIONS	2" Standard	2" Cordless	2" Cordless Lift & Lock™
Minimum Width (Net)	8" 12" with Tapes	18"	10-1/2"
Maximum Width (One blind)	96"	78"	96"
Minimum Height	12"	12"	12"
Maximum Height	108"	72"	84"
Max. AREA (SQ/FT) ¹	50 sq/ft	40 sq/ft	40 sq/ft
Maximum Width 2 or 3 on 1 Headrail	120"	n/a	120" ²
Maximum Continuous Valance Width (not spliced)	102"		102"

¹ Blinds over Max SQ/FT require 2 or 3 on 1 headrail (where available)

² Cordless Lift **not available** as a 2 or 3 on 1 headrail

³ Cordless Lift & Lock™ **not available** as a 3 on 1 headrail

GROUP 3 – 2-1/2" WHITES & NEUTRALS

3" Standard Decorative Polymer Valance Included in Price

WIDTH TO:	24"	28"	32"	36"	42"	48"	54"	60"	66"	72"	78"	84"	96"
HEIGHT TO:													
30"	\$82	88	96	106	116	129	141	161	173	192	206	221	239
36"	88	95	103	114	126	140	154	175	191	209	226	242	261
42"	97	101	107	122	133	150	163	186	204	225	242	259	280
48"	100	107	116	131	144	161	177	202	220	245	263	283	306
54"	107	115	126	141	155	175	191	221	242	266	286	311	336
61"	112	124	133	150	166	188	207	237	261	287	312	337	364
66"	128	140	151	170	188	211	233	267	294	321	345	375	404
73"	137	149	161	181	201	226	249	287	312	348	374	404	437
78"	142	156	169	191	214	241	265	302	331	368	399	435	
84"	150	166	182	204	229	258	286	327	358	396	434	451	
90"	161	176	193	218	243	274	303	349	387	427	455		
96"	168	186	205	231	261	295	326	376	413	457			
102"	180	198	218	246	277	316	350	399	444				
108"	189	209	231	263	299	336	373	433	457				

Note: Blinds over 50 sq. ft. require 2 or 3 on 1 Headrail
Cordless Lift & Lock not available in sizes outside the thick black line

SOLID & DECORATIVE TAPE SURCHARGE

NOTE: See Tape section for sizes & availability. Tapes are NOT available with LightsOut feature, Cordless or Cordless Lift & Lock.

WIDTH TO:	24"	28"	32"	36"	42"	48"	54"	60"	66"	72"	78"	84"	96"
Solid	\$24	24	24	24	29	29	35	35	40	40	47	47	51
Decorative	51	51	51	51	62	62	76	76	87	87	99	99	107

NO CHARGE OPTIONS

- 3" Crescent Valance (in place of 3" Standard Decorative Valance)
- LightsOut Routeless Feature (not available with tapes or Cordless Lift & Lock)
- Controls – LR, RL or Grouped
- Hold-Down Brackets (not available with Cordless Lift & Lock)
- Tile Cut Out – maximum 3" each side (not available with Cordless Lift & Lock)
- Short and Long Extension Brackets
- Spacer Blocks – small (3/8") and large (3/4") (one 3/8" spacer set standard with 2-1/2" blinds)
- Special Cord Length (2-1/2" blinds available with cord tiler ONLY)
- 2 or 3 On 1 Headrail (maximum 120" on 2-1/2" blinds) – price as separate blinds (2 or 3 on 1 headrail not available with Cordless Lift) (3 on 1 headrail not available with Cordless Lift & Lock)
- Side by Side (slat alignment guaranteed within 1/4" when requested at time of order. Blinds must be the same height, slat size & color)

OPTIONS: EXTRA CHARGE – SPECIFY ON ORDER

- Cordless Lift & Lock™ Systemadd \$68 each
- Blinds Under 12" Wide.....add \$13 each
- Tape Valanceadd \$13 each
- Keystone Valance Option (for blinds under 102" wide)add \$13

Note: For surcharges on oversize common carrier delivery, express ship program, shipments to Hawaii, Alaska and Puerto Rico, see General Information Section

SIZE SPECIFICATIONS	2-1/2" Standard	2-1/2" Cordless Lift & Lock™
Minimum Width (Net)	12"	10-1/2"
Maximum Width (One blind)	96"	96"
Minimum Height	12"	12"
Maximum Height	108"	84"
Max. AREA (SQ/FT) ¹	50 sq/ft	31 sq/ft
Maximum Width 2 or 3 on 1 Headrail	120"	120" ²
Maximum Continuous Valance Width (not spliced)	102"	102"

¹ Blinds over Max SQ/FT require 2 or 3 on 1 headrail

² Cordless Lift & Lock™ not available as a 3 on 1 headrail

GROUP 4 – 2-1/2" WOOD TONES

3" Standard Decorative Polymer Valance Included in Price

WIDTH TO:	24"	28"	32"	36"	42"	48"	54"	60"	66"	72"	78"	84"	96"
HEIGHT TO:													
30"	\$90	96	106	116	127	143	154	177	190	211	227	243	263
36"	96	105	112	126	138	154	170	193	210	231	248	265	287
42"	107	111	119	134	146	166	180	205	224	248	265	284	307
48"	110	118	127	145	158	177	195	222	242	270	290	312	337
54"	117	127	138	154	171	192	210	243	265	293	315	342	369
61"	124	136	146	165	183	207	228	261	286	316	343	371	401
66"	141	154	166	187	206	232	256	294	323	354	380	412	444
73"	150	164	177	199	222	249	274	316	343	383	411	444	480
78"	156	171	186	210	235	265	291	333	364	405	438	478	
84"	166	182	200	224	252	283	315	360	393	435	477	496	
90"	177	194	213	239	266	302	334	384	426	469	499		
96"	185	205	225	255	286	324	359	413	454	503			
102"	197	218	240	271	304	348	384	438	489				
108"	208	230	254	290	328	369	410	477	503				

Note: Blinds over 50 sq. ft. require 2 or 3 on 1 Headrail
Cordless Lift & Lock not available in sizes outside the thick black line

SOLID & DECORATIVE TAPE SURCHARGE

NOTE: See Tape section for sizes & availability. Tapes are NOT available with LightsOut feature, Cordless or Cordless Lift & Lock.

WIDTH TO:	24"	28"	32"	36"	42"	48"	54"	60"	66"	72"	78"	84"	96"
Solid	\$24	24	24	24	29	29	35	35	40	40	47	47	51
Decorative	51	51	51	51	62	62	76	76	87	87	99	99	107

NO CHARGE OPTIONS

- 3" Crescent Valance (in place of 3" Standard Decorative Valance)
- LightsOut Routeless Feature (not available with tapes or Cordless Lift & Lock)
- Controls – either LR, RL or Grouped
- Hold-Down Brackets (not available with Cordless Lift & Lock)
- Tile Cut Out – maximum 3" each side (not available with Cordless Lift & Lock)
- Short and Long Extension Brackets
- Spacer Blocks – small (3/8") and large (3/4") (one 3/8" spacer set standard with 2-1/2" blinds)
- Special Cord Length (2-1/2" blinds available with cord tilter ONLY)
- 2 or 3 On 1 Headrail (maximum 120" on 2-1/2" blinds) – price as separate blinds (3 on 1 headrail not available with Cordless Lift & Lock)
- Side by Side (slat alignment guaranteed within 1/4" when requested at time of order. Blinds must be the same height, slat size & color)

OPTIONS: EXTRA CHARGE – SPECIFY ON ORDER

- Cordless Lift & Lock™ Systemadd \$68 each
- Blinds Under 12" Wide.....add \$13 each
- Tape Valanceadd \$13 each
- Keystone Valance Option (for blinds under 102" wide)add \$13

Note: For surcharges on oversize common carrier delivery, express ship program, shipments to Hawaii, Alaska and Puerto Rico, see General Information Section

SIZE SPECIFICATIONS	2-1/2" Standard	2-1/2" Cordless Lift & Lock™
Minimum Width (Net)	12"	10-1/2"
Maximum Width (One blind)	96"	96"
Minimum Height	12"	12"
Maximum Height	108"	84"
Max. AREA (SQ/FT) ¹	50 sq/ft	31 sq/ft
Maximum Width 2 or 3 on 1 Headrail	120"	120" ²
Maximum Continuous Valance Width (not spliced)	102"	102"

¹ Blinds over Max SQ/FT require 2 or 3 on 1 headrail

² Cordless Lift & Lock™ not available as a 3 on 1 headrail

REMOTETILT™ – Tilt Motorization System

NOTE: Must select RF RemoteTilt power source when ordering.

Radio Frequency (RF) RemoteTilt power options are: Single Battery Wand (reloadable), Dual Battery Wand (reloadable), and Transformer (plugs into wall outlet). Each Reloadable Battery Wand comes with a set of 8 AA lithium batteries on initial shade orders at the prices shown below. The part # below references the battery wand only.

OPTIONS: EXTRA CHARGE – SPECIFY ON ORDER (Must select RemoteTilt power source when ordering)		
RADIO FREQUENCY (RF) MOTORIZATION		
• Radio Frequency (RF) Tilt Motor		add \$286 per blind
• Radio Frequency (RF) Remote Control Unit – 1 Channel	Part #RC445069	add \$110 each
• Radio Frequency (RF) Remote Control Unit – 5 Channel	Part #RC445079	add \$138 each
• Radio Frequency (RF) Wireless Wall Switch – 1 Channel.....	Part #RC445135.....	add \$278 each
• Radio Frequency (RF) Wireless Wall Switch – 5 Channel.....	Part #RC445136.....	add \$282 each
• Radio Frequency (RF) Programmable Timer – 1 Channel	Part #1805237A.....	add \$368 each
• Radio Frequency (RF) Single Battery Wand – Reloadable (Includes 8 AA).....	Part #RC445268.....	add \$98 each
• Radio Frequency (RF) Dual Battery Wand – Reloadable (Includes 16 AA)	Part #RC445268.....	add \$209 each
• Radio Frequency (RF) Transformer	Part #1822445	add \$121 each
• Radio Frequency (RF) 10" Battery Wand Extension Cable	Part #9013282	add \$11 each
• Radio Frequency (RF) 48" Battery Wand Extension Cable	Part #9013279	add \$16 each
• Radio Frequency (RF) 96" Battery Wand Extension Cable	Part #9013277	add \$21 each
• Radio Frequency (RF) 8 AA Lithium Batteries – Reloadable Wand Replacements	Part #9014834	add \$66 each
• Solar Recharge Kit (batteries NOT included)	Part #9019034	add \$265 each
<i>(Includes solar panel, 10" Y harness, 12v reloadable battery tube, tube mounting clips, glass mount adhesive tape, solar panel mounting brackets – 4 qty.)</i>		
• NiMh Rechargeable Batteries (quantity of 10)	Part #9018621	add \$75 each
• Plug-in AC Battery Rapid Charger (for solar recharge kit only) (includes 12" cable)	Part #9015781	add \$263 each
• 48" Extension Cable for Y Harness.....	Part #9016736	add \$18 each

Notes: • For surcharges on oversize common carrier delivery, express ship program, shipments to Hawaii, Alaska and Puerto Rico, see General Information Section

REMOTETILT MOTORIZATION	2"	2-1/2"
Minimum Width (Net)	12" 14" with Solid or Decorative Tapes	12" 14" with Solid or Decorative Tapes
Maximum Width (One blind)	96"	96"
Maximum Height	96"	96"
Maximum AREA (SQ/FT)	50 sq/ft	50 sq/ft
Maximum Continuous Valance Width (not spliced)	102"	102"

Note: RemoteTilt not available with Cordless Lift & Lock.

INDIVIDUAL VALANCE ORDERING & PRICING



Refer to this pricing for "individual" valances only. (Valances on all blind orders are already standard and included in the blind price.)

Valance Deductions for Faux Wood Blinds

Order Configuration		How Valance Will Be Produced
IB	RETURN LENGTH OVERRIDE	Inside miter to miter valance will be 1" wider than ordered width
OB	NET (Valance Only)	Inside miter to miter valance will be exact ordered width
IB	NET (Valance Only)	Valance will be exact ordered width
IB	CONTINUOUS	Valance will be exact size of continuous valance measurement
IB	CONTINUOUS with RETURN LENGTH OVERRIDE	Inside miter to miter valance will be 1" wider than ordered width
OB	CONTINUOUS	Inside miter to miter valance will be exact ordered width

2" & 2-1/2" FAUX WOOD COLOR NAMES	3" STANDARD DECORATIVE AND CRESCENT VALANCE COLOR #
Birch	S933
Bright White	S900
Cedar Chest	P918
Cherrystone	P917
Dark Walnut	P919
Eggshell	S904
Honey Maple	P914
Light Oak	P913
Mesquite	P916
Oyster	S902
Pearl	S903
Snow	S901
Sunset	P915
Textured Pure White*	T901
Ultra White	S951

*NOTE: When ordering Textured White the Decorative Valance will be textured; Crescent Valance will be smooth.

INDIVIDUAL VALANCE PRICING (FOR 3" STANDARD DECO AND CRESCENT VALANCE)

WIDTH TO:	24"	28"	32"	36"	42"	48"	54"	60"	66"	72"	78"	84"	90"	96"	102"	108"	114"	120"
3" Standard Deco, Crescent	\$22	22	22	22	34	34	34	34	47	47	47	47	56	56	56	73	73	73

TAPE VALANCE OPTION



With this option, the 1" or 1-1/8" Tape is attached (glued) across the flat section of the 3" Standard Deco Valance. Refer to the faux wood/tape sample deck to coordinate faux wood and tape colors to your customer's liking. The tape names available for this option and the 4 digit tape color numbers are listed below. (Tape pattern orientation flows from left to right.)


SOLID TAPE NAMES	Color Number
Alabaster	1112
Black	1055
Dark Beige	1093
Cocoa	1062
Sand	1036
Toffee	3136
White	1005

DECORATIVE TAPE NAMES	Color Number
Basketweave	6000
Gray Cream Band	5007
Gray Gold Band	5006
Natural Band	2301
White Flux	2101

NOTE: Decorative Keystone can be ordered with the tape valance option but the tape will not be placed on the Keystone. It will butt up to it on each side.

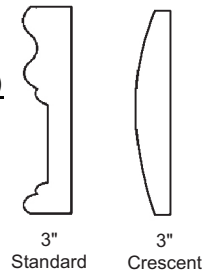
VALANCES

VALANCE & RETURN CONFIGURATIONS (OUTSIDE MOUNTS)



Standard Decorative - 3" Profile

Crescent Valance - 3" Profile (optional)



NOTE: Outside mount returns are adjusted longer by the factory when short or long (1-3/8" or 3-1/2") extension brackets or when small or large (3/8" or 3/4") spacer blocks are ordered. Only the 1st set of ordered spacer blocks will affect the return length adjustment. Please specify longer custom return lengths when ordering if additional spacer blocks will be used.

Slat Size/Style

- 2" Faux Wood Blinds
- 2-1/2" Faux Wood Blinds

Standard OB Returns

3"
3-3/8"

NOTE: Inside mount blind valances do not come with returns unless specified on the order.


KEYSTONE VALANCE OPTION

Keystones are designed to cover splices in oversized valances or can be used as a decorative element to add dimensional appeal.

Valances under 102" – a keystone may be added to a valance for a small surcharge. The valance will come fully assembled with the keystone positioned in the center. The color of the keystone will match the valance.

Valances over 102" that are spliced - a keystone will automatically be provided at no charge to join the sides and cover the splice. Will require assembly.

Note: the addition of a keystone will not affect the overall width of the valance.



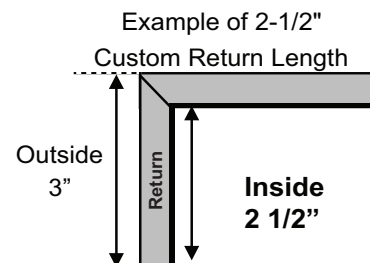
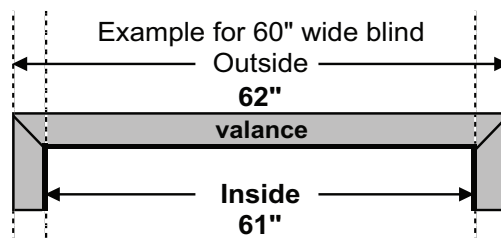
VALANCE / RETURN SPECIFICATIONS

- **Custom valance widths** are available upon request. Maximum widths for valance are as follows:
The maximum Continuous Valance width is **102"**
The maximum Spliced Valance width is **120"**. (See note below).
- **Custom return lengths** are available upon request.
The minimum return length is **1/2"**
The maximum return length is **6"**
- **3" Return lengths** are factory adjusted when extension brackets or (1 set of) spacer blocks are ordered.
Short Extension Brackets = **4-1/4"** Small Spacer Blocks (1st Set) = **3-3/8"**
Long Extension Brackets = **6-1/4"** Large Spacer Blocks (1st Set) = **3-3/4"**

NOTE: Valances over 102" will be spliced in the middle. **A decorative keystone will be supplied at no charge to join the sides and conceal the splice.**

CUSTOM VALANCE & RETURNS – MEASURED & CUT FROM THE INSIDE:

- **NOTE:** Valances are cut to measure from the **inside** miter to insure the most accurate fit when installed over the headrail or window frame.



CORDLESS LIFT & LOCK™ – BOTTOMRAIL COLOR COORDINATION

The cordless Lift & Lock™ operating system comes with a coordinating aluminum bottomrail in the color listed below.

Whites & Neutrals	2" Color #	2-1/2" Color #	Cordless Lift & Lock Bottomrail	
			Color	Color #
Birch	S933	S933	Antique White	973
Bright White	S900	S900	Gloss White	110
Eggshell	S904	S904	Antique White	973
Oyster	S902	S902	Antique White	973
Pearl	S903	S903	Pearl	974
Snow	S901	S901	Flex White	885
Textured Pure White	T901	T901	Gloss White	110
Ultra White	S951	S951	Pearl	974

Wood Tones	2" Color #	2-1/2" Color #	Cordless Lift & Lock Bottomrail	
			Color	Color #
Cedar Chest	P918	P918	Sweet Chocolate	378
Cherrystone	P917	P917	Cognac	282
Dark Walnut	P919	P919	Venetian Bronze	234
Honey Maple	P914	P914	Cocoa	083
Light Oak	P913	P913	Camel	082
Mesquite	P916	P916	Cocoa	083
Sunset	P915	P915	Wild Ginger	463

NOTE: Bottomrail colors are pre-selected. Hardware color override is not available.

Please refer to the cordless Lift & Lock™ Hardware Color Card to see an example of the bottomrail color.

SOLID AND DECORATIVE TAPES

TAPES



TAPE SPECIFICATIONS

Select the tape width, color and design which will complement your 2" or 2-1/2" faux wood blind.

- Made from a poly/cotton blend
- Resists fading or shrinking
- *Lifetime Guarantee*
- Decorative tapes are attached to solid colored tape ladders that are slightly narrower than the width of the decorative tape (see chart below). The ladder is pre-selected based upon this width and for color coordination. A high tech gluing process is used to adhere the decorative tape. This process is superior to the commonly used sewing application which is visible and tends to pucker. **The decorative tape is only applied to the ladder on the front of the blind. The back of the blind will have a solid color tape visible (see chart below).**

Solid Tapes

ALL Blinds (2" & 2-1/2")	
1" Solid Tape	
Alabaster	1112
Black	1055
Cocoa	1062
Dark Beige	1093
Sand	1036
Toffee	3136
White	1005

ALL Blinds (2" & 2-1/2")	
1-1/2" Solid Tape	
Alabaster	8112
Black	8055
Camel	0341
Cherry	8092
Chocolate	8062
Dark Beige	8093

ALL Blinds (2" & 2-1/2")	
1-1/2" Solid Tape	
Lavender	0751
Light Beige	8036
Paprika	0292
Pewter	0155
White	8005
Yellow	0480

Decorative Tapes

ALL Blinds (2" & 2-1/2")		
1-1/8" Deco Tape		Attached To
Basket Weave	6000	Alabaster
Gray Cream Band	5007	Alabaster
Gray Gold Band	5006	Alabaster
Natural Band	2301	Sand
White Flux	2101	Alabaster

ALL Blinds (2" & 2-1/2")		
1-1/4" Deco Tape		Attached To
Stonewash Cocoa	5003	Cocoa
Stonewash Denim	5004	White
Stonewash Espresso	5005	Cocoa
Stonewash Gray	5002	Alabaster
Stonewash Khaki	5001	Alabaster
Stonewash Natural	5000	Alabaster

ALL Blinds (2" & 2-1/2")		
1-1/2" Deco Tape		Attached To
Aztek Gray-Gold	6100	Camel
Dublin	6200	Alabaster
Ivory Accent	0911	Alabaster
Knit Fit	4300	Alabaster
White Accent	0910	White
White Elegance	0901	White

Solid and Decorative Tapes are not available with:

- LightsOut Routeless Feature
- Cordless Lift
- Cordless Lift & Lock™

PRODUCT SPECIFICATIONS

FEATURES
of Colors
Headrail Size
Headrail Gauge
Bracket Style
Bottomrail - Standard/Cordless
Bottomrail - Cordless Lift & Lock
Ladder Space
Cord Tilter - not available with RemoteTilt option
Crescent Valance
Decorative Valance
Valance Return Lengths (standard for outside mounts)
Adjustable Valance Attachment System
Decorative Tassel
Headrail End Stiffener
Break-Away Stop Ball
Warranty (Tilt motor systems are warranted for 5 years)
Flame Resistant – NFPA #701

2"	2-1/2"
15	15
1-1/2" x 2-1/4"	1-1/2" x 2-1/4"
.024	.024
Box	Box
Trapezoid	Trapezoid
Aluminum Bottomrail made in 1 of 19 colors - see listing on Page 11 for color name and Wood/Faux Wood bottomrail color guide for color sample	
44 mm	54 mm
Yes	Yes
Yes – 3"	Yes – 3"
Yes – 3"	Yes – 3"
3"	3-3/8"
Yes	Yes
Yes	Yes
Yes	Yes
Yes	Yes
Limited Lifetime	Limited Lifetime
Yes	Yes

OPTIONS AND UPGRADES
Cordless Lift - not available with tapes - not available with LightsOut Routeless feature
Cordless Lift & Lock™ - not available with tapes - not available with LightsOut Routeless feature
RemoteTilt System ¹ - not available with cordless Lift & Lock™
LightsOut Routeless Slats ² - not available with tapes - not available with cordless lift - not available with cordless Lift & Lock™
2 or 3 On 1 Headrail ³ - 2-on-1 or 3-on-1 headrail not available with cordless lift - 3-on-1 headrail not available with cordless Lift & Lock™
Tapes ⁴ (not available with LightsOut feature) - not available with cordless lift - not available with cordless Lift & Lock™ - not available with LightsOut Routeless feature
Tape Valance – Standard Decorative Valance Only
Crescent Valance Option ⁵
Keystone Valance Option

2"	2-1/2"
Yes	No
Yes	Yes
Yes	Yes
Yes	Yes
Yes	Yes
Yes	Yes
Yes	Yes
Yes	Yes
Yes	Yes

CONTROL/MOUNTING OPTIONS
Wand
Wand/Cord – Custom Lengths
Control Positions
Lift Control Position – Cordless
Lift Control Position – Cordless Lift & Lock™
Lift Control Position – RemoteTilt
Tile Cut-out(s) - not available with cordless Lift & Lock™
Spacer Blocks ⁶ (3/8" and 3/4" Depths)
Extension Brackets (Short & Long)
Hold-down Brackets - not available with 2-1/2" cordless Lift & Lock

2"	2-1/2"
Yes	No
Yes	Yes (Cord Only)
LR, RL or Grouped	LR, RL or Grouped
Left Tilt Only	No
L or R Under 12-1/2" net - center tilt only	L or R Under 12-1/2" net - center tilt only
L or R	L or R
Yes	Yes
Yes	3/8" Standard
Yes	Yes
Yes	Yes

FOOTNOTES (FEATURES & SPECIFICATIONS)
¹ RemoteTilt motorization system requires a hand-held REMOTE CONTROL unit. The quantity of remote control units must be specified when ordering. RemoteTilt requires both a remote and a power source. Please specify when ordering.
² The LightsOut configuration may cause slight "puckering" of the lift cords on the front of the blind when the slats are tilted backwards (reverse tilt) due to the use of interlacing cords on the front (the back uses looped ladders). A gentle tug down on the lift cord tassel will eliminate any puckering.
³ The slats on LightsOut routeless blinds feature notches at the rear of the slat instead of route holes. Regardless of blind size, there will be two notches, each approx. 6" in from the end of the slat.
⁴ There will be a 1/2" maximum light gap between multiple blinds on 1 headrail. 2 or 3 on 1 headrail not available with the RemoteTilt upgrades.
⁵ Wood tone blinds will include Antique Brass tape clamps and White/Neutral tone blinds will include White tape clamps on the bottomrail.
⁶ When ordered with T901 Textured Pure White the Crescent Valance will be a smooth finish.
⁶ On outside mount valances, the 1st set of ordered spacer blocks will automatically lengthen the default 3" valance return length by the depth of the spacer, either 3/8" or 3/4".

SIZE SPECIFICATIONS

STANDARD RECTANGULAR
Minimum Width (Net)
Maximum Width (One blind)
Minimum Height
Maximum Height
Max. AREA (SQ/FT) (Blinds over 50 SQ/FT require 2 or 3 on 1 headrail)
Maximum Width 2 or 3 on 1 Headrail
Maximum Continuous Valance Width (not spliced)

2"	2-1/2"
8" 12" with Tapes	12" 12" with Tapes
96"	96"
12"	12"
108"	108"
50 sq/ft	50 sq/ft
120"	120"
102"	102"

CORDLESS LIFT
Minimum Width (Net)
Maximum Width (One blind)
Minimum Height
Maximum Height
Maximum AREA (SQ/FT)

2"	2-1/2"
18"	n/a
78"	
12"	
72"	
40 sq/ft	

CORDLESS LIFT & LOCK™
Minimum Width (Net)
Maximum Width (One blind)
Minimum Height
Maximum Height
Maximum AREA (SQ/FT)
Maximum Width 2 on 1 Headrail
Maximum Continuous Valance Width (not spliced)

2"	2-1/2"
10-1/2"	10-1/2"
96"	96"
12"	12"
84"	84"
40 sq/ft	31 sq/ft
120"	120"
102"	102"

REMOTETILT MOTORIZATION
Minimum Width (Net)
Maximum Width (One blind)
Maximum Height
Maximum AREA (SQ/FT)
Maximum Continuous Valance Width (not spliced)

2"	2-1/2"
12" 14" with Tapes	12" 14" with Tapes
96"	96"
96"	96"
50 sq/ft	50 sq/ft
102"	102"

FINISHED DIMENSIONS

Adjustments are taken from ordered dimensions and may vary slightly.

Inside (IB) Mount	
Headrail width ¹	- 3/4"
Blind width	- 1/2"
Blind height	ordered height
Valance	- 1/8"
Outside (OB) Mount	
Headrail width ¹	- 1/4"
Blind width	ordered width
Blind height	ordered height
Valance	+ 1"
2 on 1 Headrail	
Gap between panels	- 1/2"

MOUNTING REQUIREMENTS

Use a metal tape measure for all measurements.

Inside (IB) Mount	
Minimum mounting depth:	1-1/8"
Minimum mounting depth, flush mount - 2" Slat:	3-1/2"
Minimum mounting depth, flush mount - 2-1/2" Slat:	3-3/4"
Outside (OB) Mount	
Minimum flat vertical surface:	1-3/4"

FOOTNOTE

1 The headrail width has a 1/4" deduction on outside mounts and 3/4" deduction on inside mounts to accommodate the installation brackets.

CONTROL CHARTS – STANDARD CORD LIFT

STANDARD CORD LIFT

CORD CONTROLS

- Cords are **color-coordinated** with slats
- Standard Cord length = 1/2 blind height
- **For Cordless lift and cordless Lift & Lock** the lift function is controlled by the bottomrail
- **For RemoteTilt**, the tilt function is controlled by remote unit

CONTROL POSITIONS:

Tilt Cord center and no Lift Cord*

Tilt Cord **left** / Lift Cord **right** (standard)

Lift Cord **left** / Tilt Cord **right**

Tilt & Lift Cords *grouped left*

Tilt & Lift Cords *grouped right*

Min. Width (NET)
Under 12"
12"
12"
18-1/8"
18-1/8"

* Available on 2" blinds only

TILT WAND (OPTIONAL FOR 2" BLINDS ONLY)

- Tilt wands are **color-coordinated** with slats
- Chart shows standard lengths. Specify other when ordering.
- **For RemoteTilt**, tilt function is controlled by remote unit

Color wands up to 48" long. Clear in 60", 70", 78", 90" or 120". Wand length optional. Specify above optional lengths when ordering.

2" Faux	
Wand Length	Blind Height
20"	12" to 36"
24"	36-1/8" to 48"
36"	48-1/8" to 70"
48"	70-1/8" to 84"
60"	84-1/8" +

Ladder/Tape Placement Charts

- 2" and 2-1/2" Blinds

The chart shows the number of ladders based on the width of the blind.

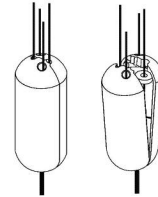
2" & 2-1/2" Polymer	
Blind Width	# of Ladders
8" to 21" **	2
21-1/8" to 30"	3
30-1/8" to 41"	4
41-1/8" to 52"	5
52-1/8" to 63"	6
63-1/8" to 75"	7
75-1/8" to 96"	8

**Under 12" NET for 2" slats only

BREAK-AWAY STOP BALL

- Stop balls are standard for ALL lift cords.

The stop ball separates under pressure. It easily snaps together again.



Stack-Up Chart (approximate)

- Headrail+Bottomrail = 2-1/2"


The chart shows the stacking height of the slats when the blind is fully raised. Add in HR+BR for total.

2" & 2-1/2" Faux	
Blind Height	Stack Height
48"	5"
72"	7-1/2"
84"	9-1/4"
96"	10-7/8"
PLUS	+ 2-1/2"

BOTTOMRAIL - Standard

- **2" Trapezoid** bottomrails are standard on faux wood blinds with **standard lift cords**

The "trapezoid" bottomrail provides a contoured, modern look along with improved blind operation (slat tilting & rotating).



CONTROL CHARTS – CORDLESS

CORDLESS LIFT (2" Blinds Only)

CONTROLS

- Available with tilt cords, tilt wand or RemoteTilt
- Tilt cords are **color coordinated** with slats
- Standard tilt cord length = 1/2 blind height
- **LIFT** function is controlled from the bottom rail

TILT CONTROL POSITIONS:

Tilt Cord, Wand or RemoteTilt **left (only)**

Min. Width (NET)
18"

TILT WAND (OPTIONAL FOR 2" BLINDS ONLY)

- Tilt wands are **color-coordinated** with slats
- Chart shows standard lengths. Specify other when ordering.
- **For RemoteTilt**, tilt function is controlled by remote unit

2" Faux	
Wand Length	Blind Height
20"	12" to 36"
24"	36-1/8" to 48"
36"	48-1/8" to 70"
48"	70-1/8" to 84"
60"	84-1/8" +

Ladder Placement Charts

- 2" Blinds ONLY

The charts shows the number of ladders based on the width of the blind.


2" Faux	
Blind Width	# of Ladders
18" to 24"	2
24-1/8" to 36"	3
36-1/8" to 48"	4
48-1/8" to 60"	5
60-1/8" to 72"	6
72-1/8" to 78"	7

BOTTOMRAIL - Cordless Lift

- 2" **Trapezoid** bottomrails are standard on faux wood blinds with **cordless lift**

The "trapezoid" bottomrail provides a contoured, modern look along with improved blind operation (slat tilting & rotating).

Trapezoid Bottomrail



Stack-Up Chart (approximate)

- Headrail+Bottomrail = 2-1/2"

The chart shows the stacking height of the slats when the blind is fully raised. **Add in HR+BR for total.**

2" Faux	
Blind Height	Stack Height
48"	5"
72"	7-1/2"
PLUS + 2-1/2"	

CONTROL CHARTS – REMOTETILT

CONTROLS

- Lift cords are **color coordinated** with slats
- Standard lift cord length = 1/2 blind height
- **TILT** function is motor controlled from remote unit

CONTROL POSITIONS:

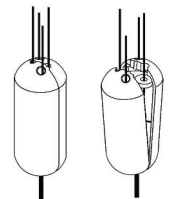
Lift Cord **right** (standard) or **left**

Min. Width
12"

BREAK-AWAY STOP BALL

- Stop balls are standard for ALL lift cords.

The stop ball separates under pressure. It easily snaps together again.



LADDER/TAPE PLACEMENT CHARTS

- 2" and 2-1/2" Blinds

The charts show the number of ladders based on the width of the blind.

2" & 2-1/2" FAUX	
Blind Width	# of Ladders
12" to 18"	2
18-1/8" to 24"	2
24-1/8" to 36"	3
36-1/8" to 48"	4
48-1/8" to 60"	5
60-1/8" to 72"	6
72-1/8" to 84"	7
84-1/8" to 96"	8

STACK-UP CHART (APPROXIMATE)

- Headrail+Bottomrail = 2-1/2"

The charts show the stacking height of the slats when the blind is fully raised. **Add in HR+BR for total.**

2" & 2-1/2" FAUX	
Blind Height	Stack Height
48"	5"
72"	7-1/2"
84"	9-1/4"
96"	10-7/8"
Plus 2-1/2"	

CONTROL CHARTS – CORDLESS LIFT & LOCK SYSTEM

CORDLESS LIFT & LOCK™

CONTROLS

- Cords are **color-coordinated** with slats
- Standard Cord length = 1/2 blind height
- **For cordless Lift & Lock the lift function is controlled by the bottomrail**

CONTROL POSITIONS:

Tilt Cord **center ONLY**
Tilt **Left or Right ONLY**

Min. Width (NET)
10-1/2" to 12-3/8"
12-1/2" and more

Ladder Placement Charts

- 2" and 2-1/2" Blinds

The chart shows the number of ladders based on the width of the blind.

2" & 2-1/2" Polymer	
Blind Width	# of Ladders
10-1/2" to 21"	2
21-1/8" to 30"	3
30-1/8" to 41"	4
41-1/8" to 52"	5
52-1/8" to 63"	6
63-1/8" to 75"	7
75-1/8" to 96"	8

Stack-Up Chart (approximate)

- Headrail+Bottomrail = 2-1/2"

The chart shows the stacking height of the slats when the blind is fully raised. **Add in HR+BR for total.**

2" & 2-1/2" Faux	
Blind Height	Stack Height
48"	5"
72"	7-1/2"
84"	9-1/4"
96"	10-7/8"
PLUS	+ 2-1/2"

TILT WAND (OPTIONAL FOR 2" BLINDS ONLY)

- Tilt wands are **color-coordinated** with slats
- Chart shows standard lengths. Specify other when ordering.

2" Faux	
Wand Length	Blind Height
20"	12" to 36"
24"	36-1/8" to 48"
36"	48-1/8" to 70"
48"	70-1/8" to 84"




BOTTOMRAIL - Cordless Lift & Lock™

- A 2" deep by 1" tall aluminum bottomrail is standard

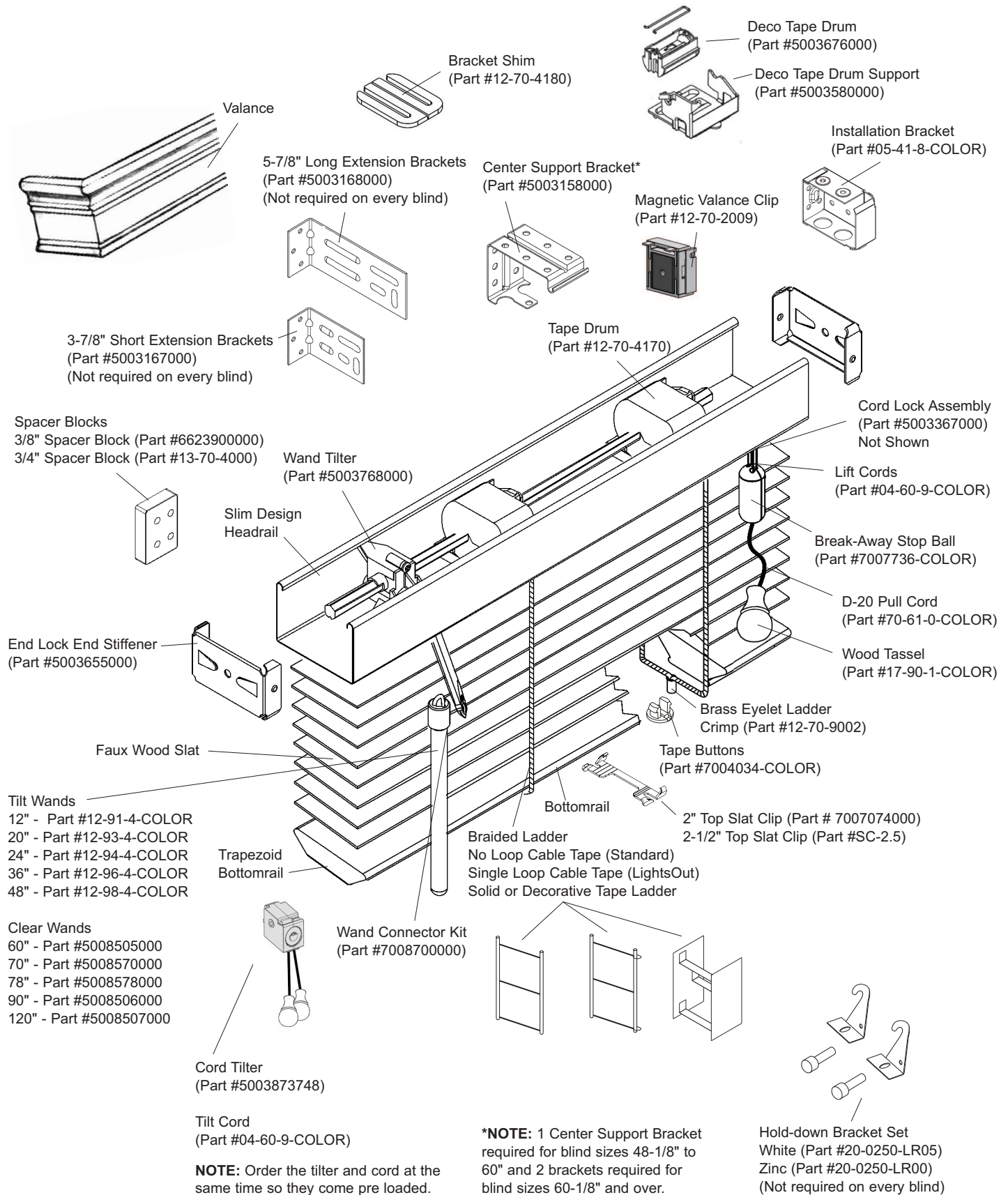
The aluminum bottomrail comes in one of the available colors pre-selected to best complement the color of the slat. A list of the coordinating bottomrail colors can be found on page 11. Please refer Cordless Lift & Lock Bottomrail Colors sheet to see an example of the bottomrail color.

Aluminum Bottomrail

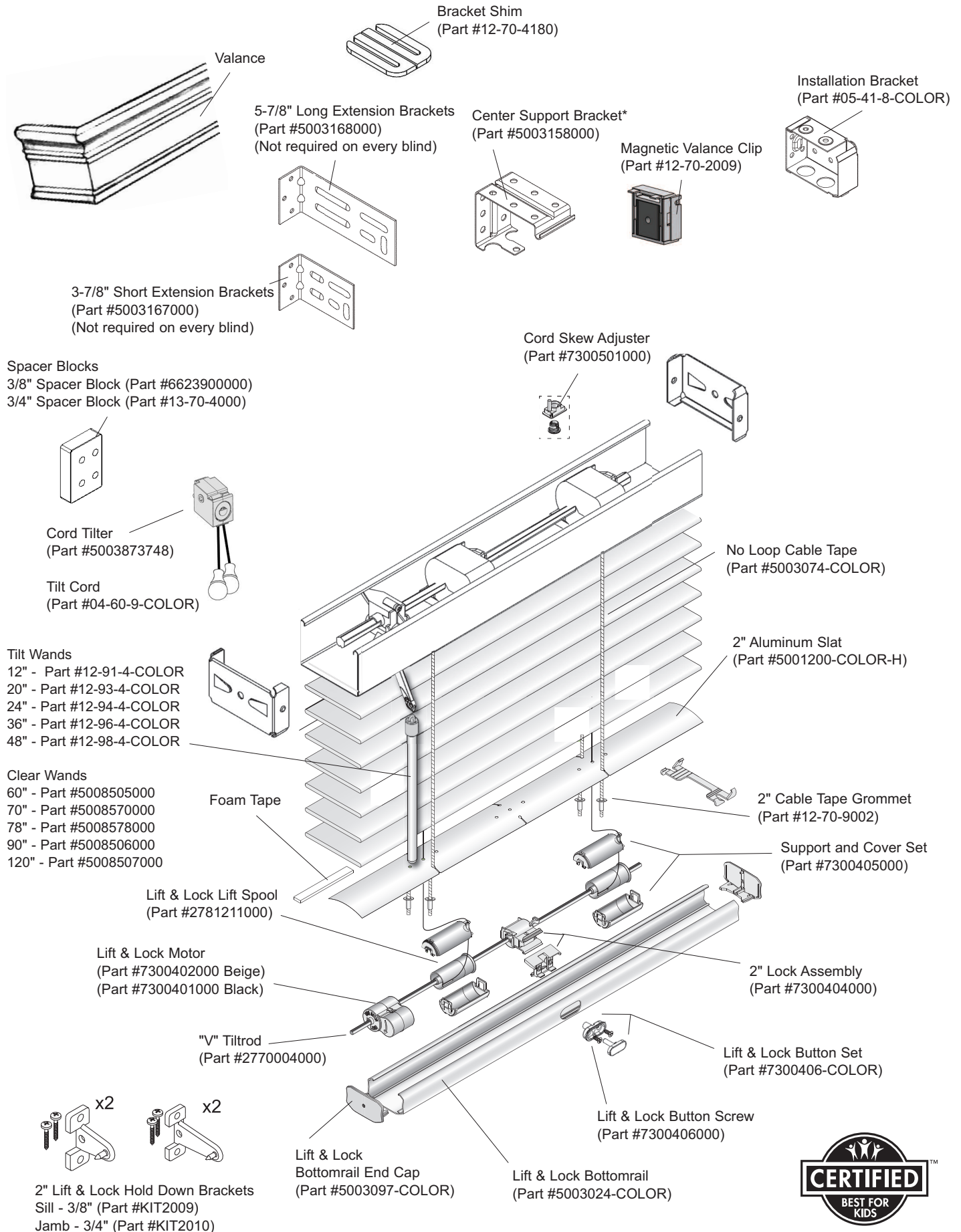


NOTE: Bottomrail colors are pre-selected. Hardware color override is not available.

PRODUCT COMPONENTS – STANDARD RECTANGULAR

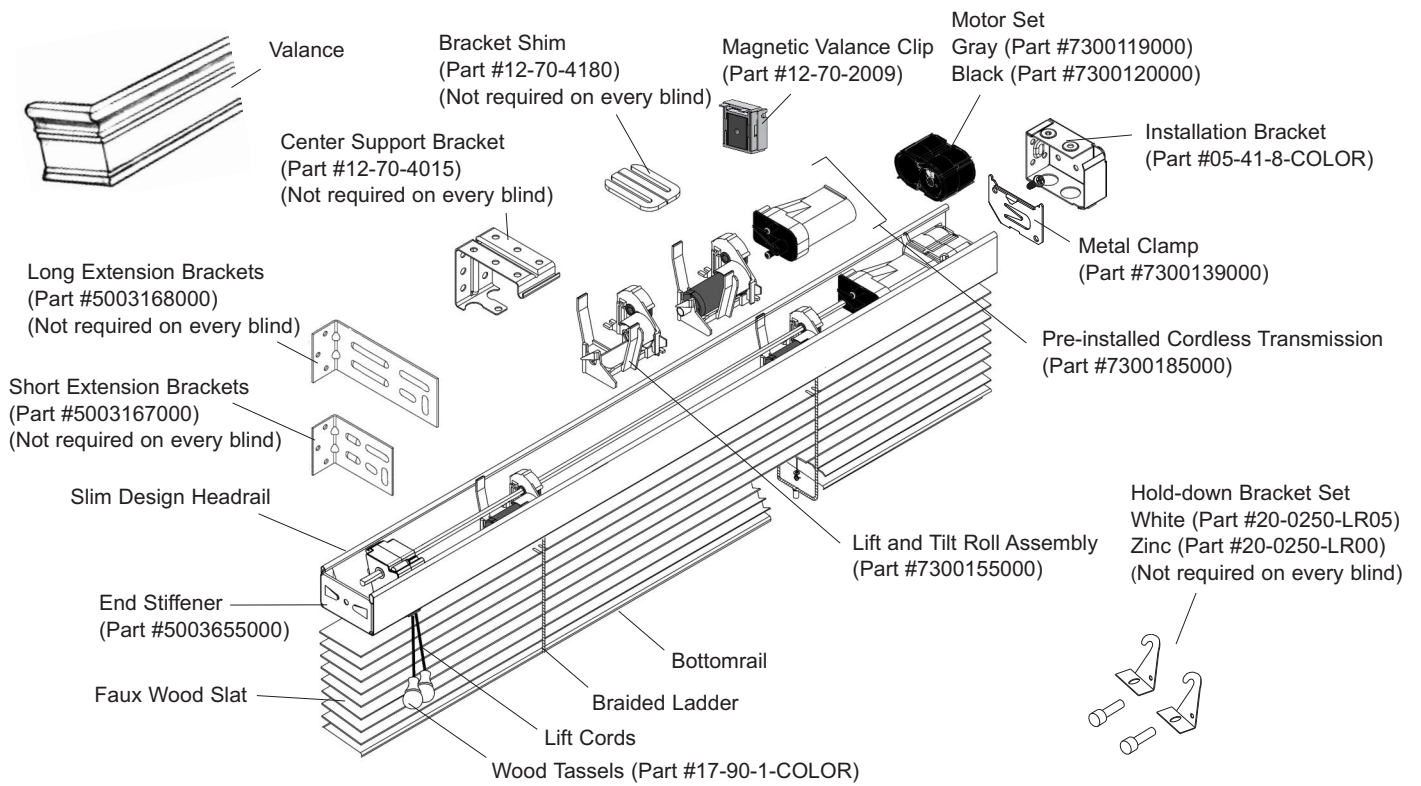


PRODUCT COMPONENTS – CORDLESS LIFT & LOCK™ SYSTEM



*when ordered with wand tilt

PRODUCT COMPONENTS – CORDLESS LIFT SYSTEM



- Tilt Wands
 12" - Part #12-91-4-COLOR
 20" - Part #12-93-4-COLOR
 24" - Part #12-94-4-COLOR
 36" - Part #12-96-4-COLOR
 48" - Part #12-98-4-COLOR

- Clear Wands
 60" - Part #5008505000
 70" - Part #5008570000
 78" - Part #5008578000
 90" - Part #5008506000
 120" - Part #5008507000

REMOTETILT™ MOTORIZATION: OVERVIEW

With RemoteTilt motorized blinds, a better quality of life and have more time to enjoy life's daily pleasures. At the touch of a button, window coverings can be instantly adjusted to changing activities or the varying sun conditions.



An ideal solution is to manage glare with a RemoteTilt hand-held remote control. At the simple touch of a button, blinds will tilt open or closed to adjust to the changing sunlight in a room.



RemoteTilt motorized blinds provide ultra-quiet operation. This RF system can operate blinds from virtually anywhere in the house without direct line of sight. Similar to how a garage door opener operates, radio signals travel through walls and make it possible to control multiple coverings throughout the home alone or as a group. It is also available in a 5-channel version. The multi-channel RF system allows for independent control of individual blinds and/or group control.

The RemoteTilt motorization system provide many benefits, such as improving energy efficiency, providing easily controllable privacy and also enhancing home security.



The RemoteTilt RF timer allows users to program specific times of the day to automatically adjust blinds in different areas of the house, protecting interiors from the fading effects of direct sunlight. This feature provides added security to an unoccupied home by creating a lived in look even while homeowners are away on vacation.



The battery powered RemoteTilt RF wireless wall switch allows blinds to be controlled when entering or exiting a room, just like the lights. The switch may be seamlessly installed without wiring next to any light switch or stand alone, and is never misplaced. This one touch privacy helps create the ideal environment whether preparing for a bath, relaxing in bed or enjoying time with the family at home.

Alta RemoteTilt motorized blinds are powered by Somfy, an industry leader in automated window coverings. All motorized products are backed by a 5 year warranty.



RADIO FREQUENCY REMOTETILT™ MOTORIZATION: FEATURES & OPTIONS















RADIO FREQUENCY (RF) REMOTETILT FEATURES:

- Highest quality patent protected design by Somfy
- Advanced motor with quiet operation
- Motor is fully enclosed within the headrail
- RemoteTilt blinds install with standard installation hardware
- RF motor is programmable with 1-channel and 5-channel versions

Note: The power source must be selected when ordering. The options are: reloadable and non-reloadable single or dual battery wand, and the plug-in transformer.



 <p>Radio Frequency (RF) RemoteTilt Motor Motor (Part #1002822) Headrail Adapter (Part #9014528) Tilt Hex Rod Adapter – Standard (Part #9014535) Tilt D Rod Adapter – Cordless Lift (Part #9014536)</p>	<ul style="list-style-type: none"> • Fully concealed motor unit • Flexible and programmable operation • 12 Volt System
 <p>Radio Frequency (RF) Remote Control (must order separately) Color: 2 tone white and gray 2 Types: programmable 1-channel and programmable 5-channel (1-Channel: Part #RC445069) (5-Channel: Part #RC445079)</p>	<ul style="list-style-type: none"> • Controls tilting operation • Programmable features • Easy blind tilting up to 90 feet away • 5-channel remote allows for multiple and independent blind operation
 <p>Single Battery Wand (reloadable) and Installation Clips Wand (Part #RC445268) Clips (Part #9013263) 8 AA Lithium Batteries (not shown) (Part #9014834)</p>	<ul style="list-style-type: none"> • On initial blind orders, the reloadable wand comes with 8 AA lithium batteries • Comes with wall mounting installation clips • For parts ordering the reloadable wand INCLUDING 8 AA lithium batteries, order both part #s • Replacement 8 AA lithium batteries may also be ordered separately
 <p>Optional, Dual Battery Wand (reloadable) & Installation Clips (RF) (Clips: Part #9013263) (Wand: Part #RC445268) x2 (Y-Harness: Part #9015580) (Y-Harness Ext. Cable: Part #9016374)</p>	<ul style="list-style-type: none"> • On initial shade orders, the reloadable wands come with 16 AA lithium batteries • Combines (reloadable) Single Battery Wands for extended life • Comes with wall mounting installation clips
 <p>Transformer (RF) (Part #1822445)</p>	<ul style="list-style-type: none"> • Plug-in operation, no batteries required • Works in standard wall outlet (comes with 10' wire)
 <p>Battery Wand Extension Cables (RF) Color: White (10" Cable: Part #9013282) (48" Cable: Part #9013279) (96" Cable: Part #9013277)</p>	<ul style="list-style-type: none"> • Available in 10", 48" and 96" • Allows battery wand installation away from headrail
 <p>Wireless Wall Switch (RF) Color: white 2 Types: programmable 1-channel and 5-channel (1 Channel: Part #RC445135) (5 Channel: Part #RC445136)</p>	<ul style="list-style-type: none"> • Control wireless operation from the wall up to 90 feet away • Works like turning a light on/off
 <p>Programmable Timer (RF) 1 Type: programmable 1-channel (Part #1805237A)</p>	<ul style="list-style-type: none"> • Program operation based on pre-set times • Excellent home security feature
<p>WireFree™ Solar Pack Kit – Batteries NOT included (Part #9019034)</p> <p>Photovoltaic Panel </p> <p>"Y" Harness (Part #9016736) </p> <p>Battery + Battery Tube (Part #9018621) </p> <p>Accessories Plug-in AC battery (Part #9015781) rapid charger (required for charging battery prior to installation) </p>	<ul style="list-style-type: none"> • Uses sunlight to power a motorized shade. • Easy to install. Low profile, easy to conceal. • Solar Recharge Kit (batteries NOT included) (Part #9019034) – Includes solar panel, 10" Y harness, 12v reloadable battery tube, tube mounting clips, glass mount adhesive tape, solar panel mounting brackets – 4 qty.) • NiMH Rechargeable Batteries (quantity of 10) (Part #9018621) • Plug-in AC Battery Rapid Charger (for solar recharge kit only) (includes 12" cable) (Part #9015781) • 48" Extension Cable for Y Harness (Part #9016736)