



The Flamingo




The Flamingo

The Flamingo

To make a set of 3-part cards print 2 sets of the cards. Leave 1 set with the labels attached, cut the labels off the second set.




flamingo




bill




neck




knees




legs



ankles





webbed feet



eye



wing



This page of blank pictures is your Black-Line Master. You have permission to reprint/copy this page for your students to use. Have them color each part, label it and make a booklet.