



MAY WALKER, CONSTABLE
PRECINCT SEVEN
HARRIS COUNTY, TEXAS

MAIN OFFICE
5300 Griggs Road
Houston, Texas 77021
PHONE (713) 643-6602
FAX (713) 643-3401

Date: December 4, 2021

From: Sergeant T. Roe
Braeburn Valley Contract Division Supervisor
Harris County Constable's Office of Precinct "7"

To: Property Owners Association
Board of Directors & Management Company

Subject: November Monthly Productivity Analysis Report
Enclosure: **MPAR-November 2021**
Distribution: Board of Directors & Management Company

The purpose of this "**Monthly Productivity Analysis Report**" (M.P.A.R.) is to provide the executive command staff with the appropriate data to analyze the productivity of assigned personnel and their shifts' activities to allow for the validation of individual and divisional performance evaluations. With regard to the specific contents of the report, there are 18 distinctive component parts of this report. These components are enumerated below:

- | | |
|--|---|
| 01. Patrol Activity Details | 10. Traffic Enforcement Report |
| 02. Patrol Activity Analytical Summary | 11. Trends & Percentages of Traffic |
| 03. Patrol Activity Percentages & Trends | 12. Citation & Warning Issuance Review |
| 04. Security Checks Report | 13. Call for Service Report (<i>C.F.S.</i>) |
| 05. Security Checks Percentages & Trends | 14. Reserve Deputy Use/Milage |
| 06. Crisis Intervention Disposition Report | 15. M.P.A.R. Report |
| 07. Offense/Incident Generation Report | 16. Summaries |
| 08. Criminal Arrest Types Report | |
| 09. Warrant Execution Report | |

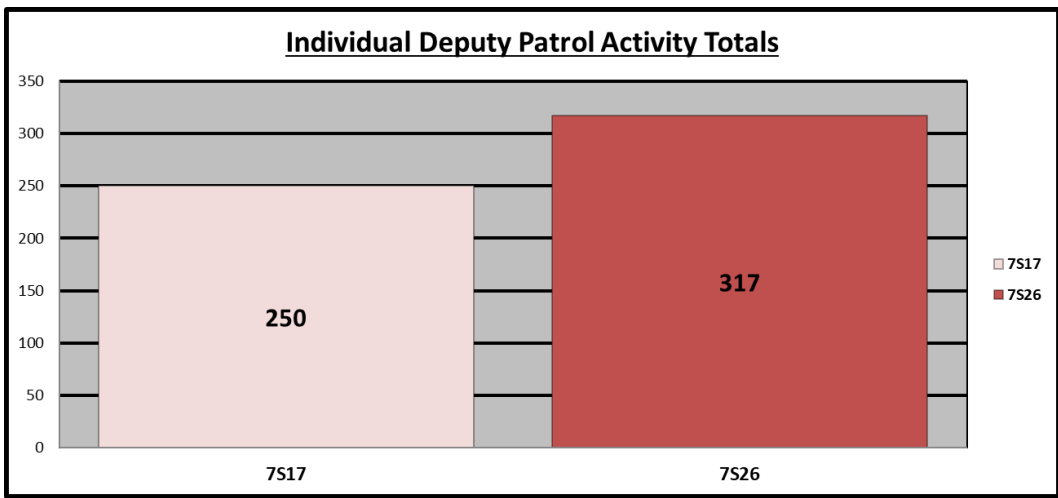
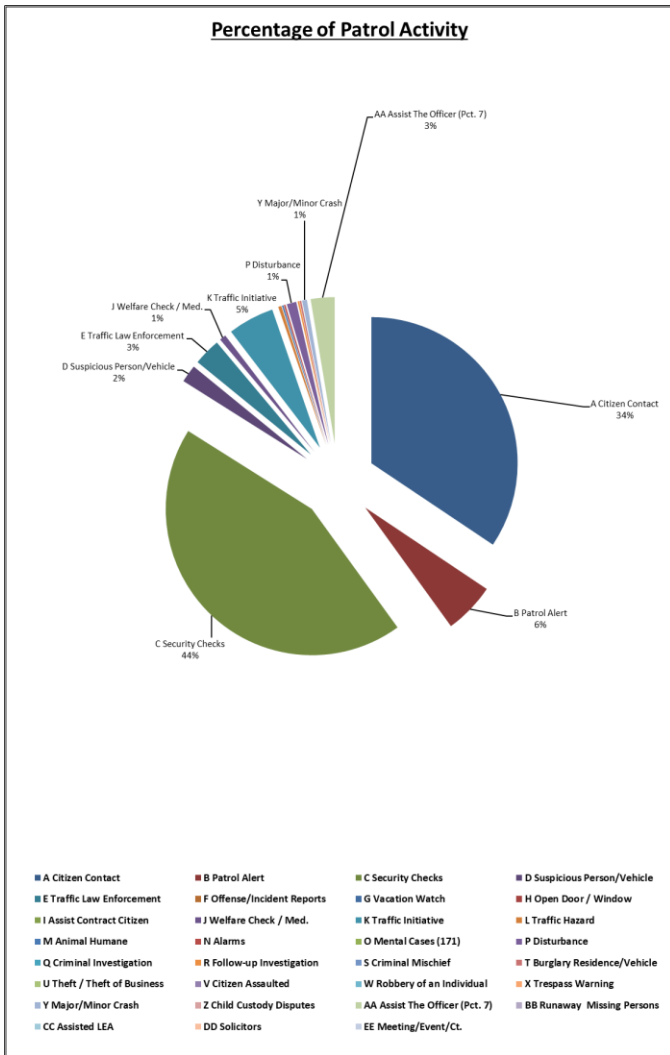
A cursory analysis of the statistical data from this report should be demonstrative of the quality of performance of this agency in realizing the contractual obligations and the overall achievement of the goals and objectives of this Agency and the Toll Road Division.

A total of **320** man-hours was scheduled; **256** man-hours were actual dedicated to patrol functions. hours were exhausted on vacation time, workers compensatory, and/or **COVID** sick leave. **1,683** total miles were driven and the shift responded to **1023** total service calls. The shift issued **12** traffic warnings, **7** citations made **1** arrests and handled **20** enforcement service-related calls. The average productivity ratio for this month for this shift is **4.0**

Patrol Activity by Braeburn Valley Personnel:

*	<i>Patrol Activity Types</i>	7S17	7S26	TOT
A	Citizen Contact	83	112	195
B	Patrol Alert	3	29	32
C	Security Checks	103	146	249
D	Suspicious Person/Vehicle	7	4	11
E	Traffic Law Enforcement	2	15	17
F	Offense/Incident Reports	0	0	0
G	Vacation Watch	0	0	0
H	Open Door / Window	0	0	0
I	Assist Contract Citizen	0	0	0
J	Welfare Check / Med.	3	1	4
K	Traffic Initiative	29	0	29
L	Traffic Hazard	1	1	2
M	Animal Humane	0	1	1
N	Alarms	1	0	1
O	Mental Cases (171)	0	0	0
P	Disturbance	1	5	6
Q	Criminal Investigation	0	0	0
R	Follow-up Investigation	1	0	1
S	Criminal Mischief	0	0	0
T	Burglary Residence/Vehicle	0	1	1
U	Theft / Theft of Business	0	0	0
V	Citizen Assaulted	0	0	0
W	Robbery of an Individual	0	0	0
X	Trespass Warning	0	0	0
Y	Major/Minor Crash	1	2	3
Z	Child Custody Disputes	0	0	0
AA	Assist The Officer (Pct. 7)	15	0	15
BB	Runaway Missing Persons	0	0	0
CC	Assisted LEA	0	0	0
DD	Solicitors	0	0	0
EE	Meeting/Event/Ct.	0	0	0
*	MONTH TOTALS	250	317	567

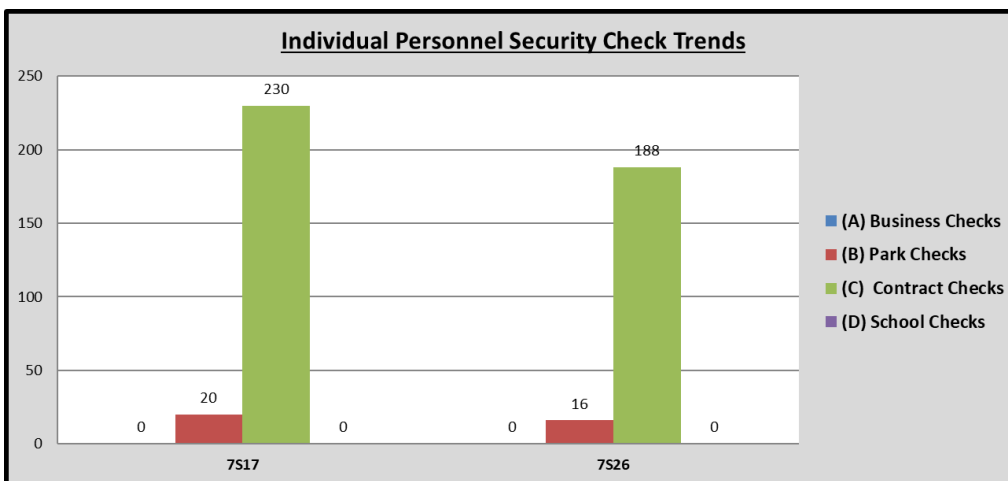
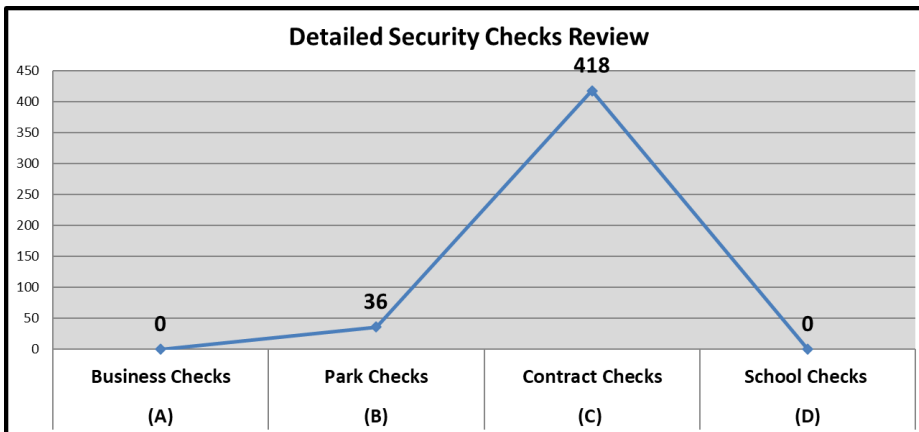
Patrol Activity Percentages & Trends:



Security Checks Report:

*	Security Checks	7S17	7S26	TOT
(A)	Business Checks	0	0	0
(B)	Park Checks	20	16	36
(C)	Contract Checks	230	188	418
(D)	School Checks	0	0	0
(E)	<i>Totals</i>	250	204	454

Security Checks Percentages & Trends



CIT/MHO Dispositions Monthly Total:

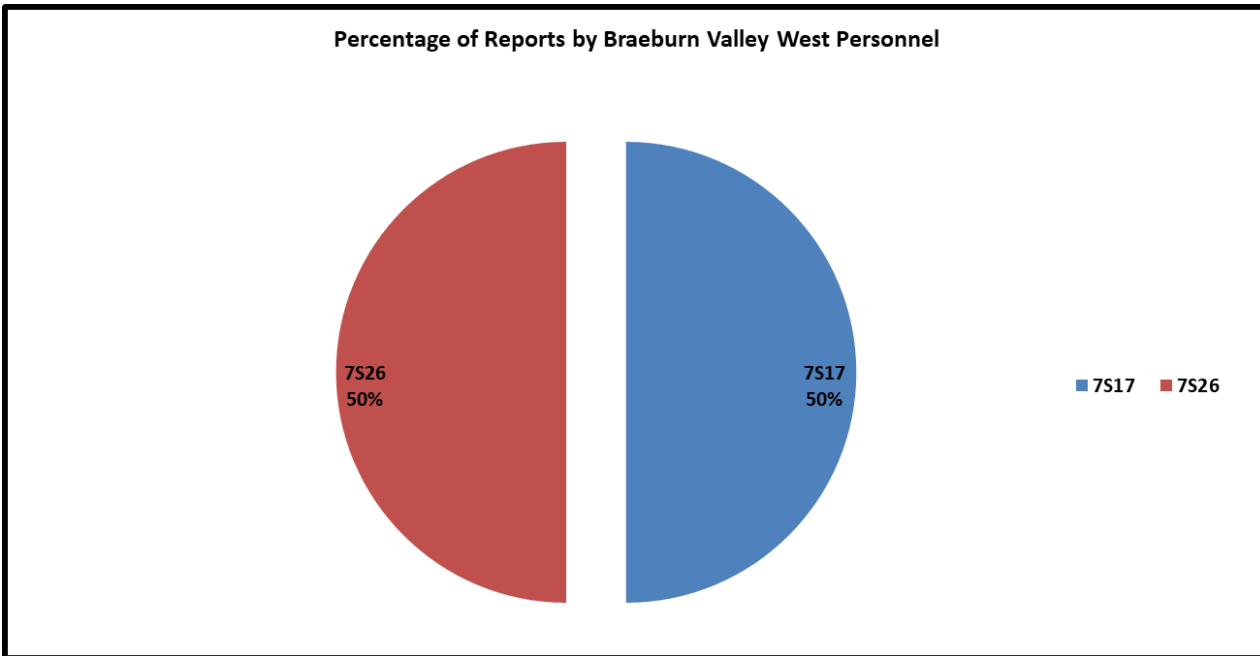
*	<i>C.I.T. Dispositions</i>	7S17	7S26		TOT
(A)	CIT/MHO Outside Referral	0	0		0
(B)	CIT/MHO Transport	0	0		0
(C)	CIT/MHO CIT Contact	0	0		0
(D)	CIT/MHO Arrest	0	0		0
(E)	<i>Totals</i>	0	0		0

These calls involve Mentally Ill Consumers that are arrested, transported, referred or that we do a welfare checks on. These numbers are significantly low due to the call volume reported to the department regarding these individuals.

Offense/ Incident Generation Report

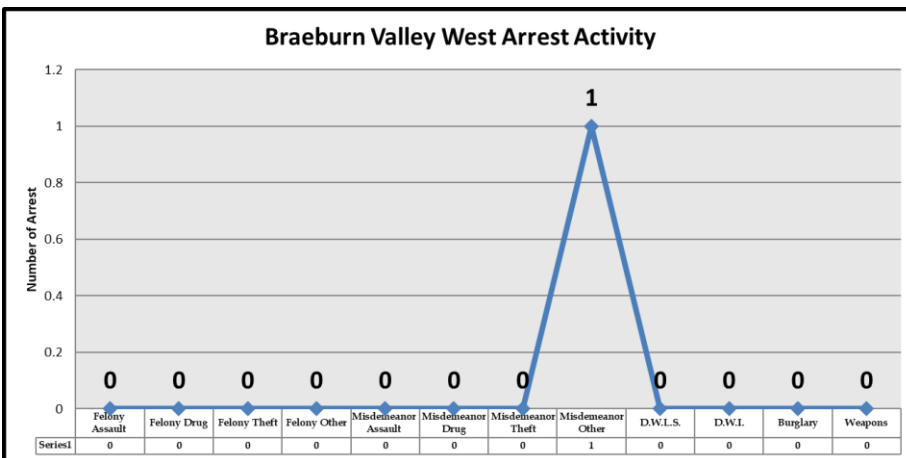
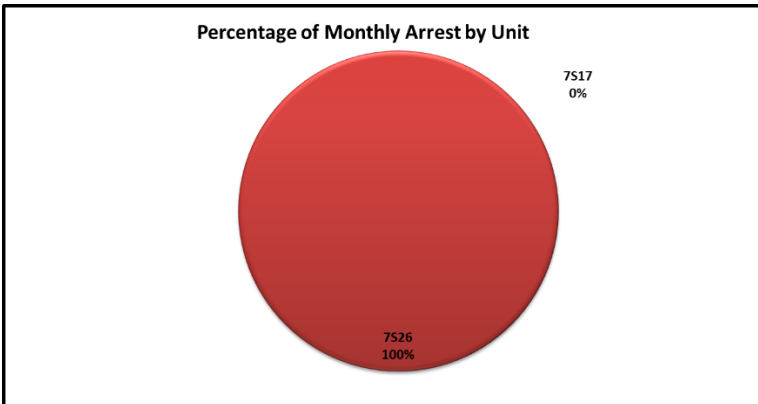
*	<i>Offense/Incident Reports</i>	7S17	7S26	TOT
(A)	H.P.D. Reports	0	1	1
(B)	Harris County Reports	0	0	0
(C)	Crash Investigation Reports	1	0	1
(D)	<i>Totals</i>	1	1	2

Report Generation Percentage:



Types of Criminal arrest:

*	Types of Criminal Arrests	7S17	7S26	TOT
A	Felony Assault	0	0	0
B	Felony Drug	0	0	0
C	Felony Theft	0	0	0
D	Felony Other	0	0	0
E	Misdemeanor Assault	0	0	0
F	Misdemeanor Drug	0	0	0
G	Misdemeanor Theft	0	0	0
H	Misdemeanor Other	0	1	1
I	D.W.L.S.	0	0	0
J	D.W.L	0	0	0
K	Burglary	0	0	0
L	Weapons	0	0	0
M	<i>Totals</i>	0	1	1



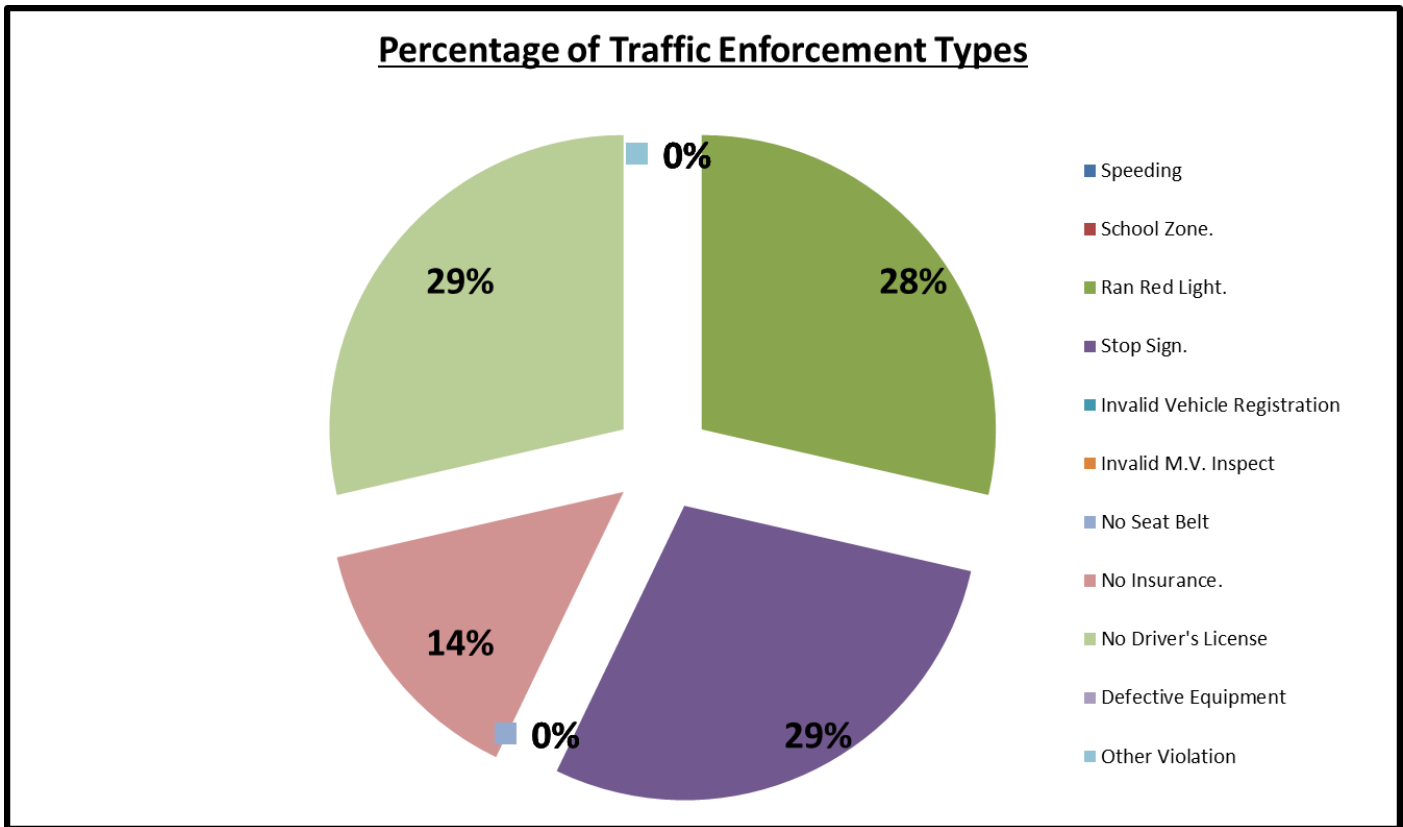
Executed Warrant Monthly Total:

*	<i>Executed Warrants</i>	7S17	7S26		TOT
(A)	Felony Warrants	0	0		0
(B)	Misdemeanor Warrants	0	1		1
(C)	<i>Totals</i>	0	1		1

Traffic Law Enforcement Total:

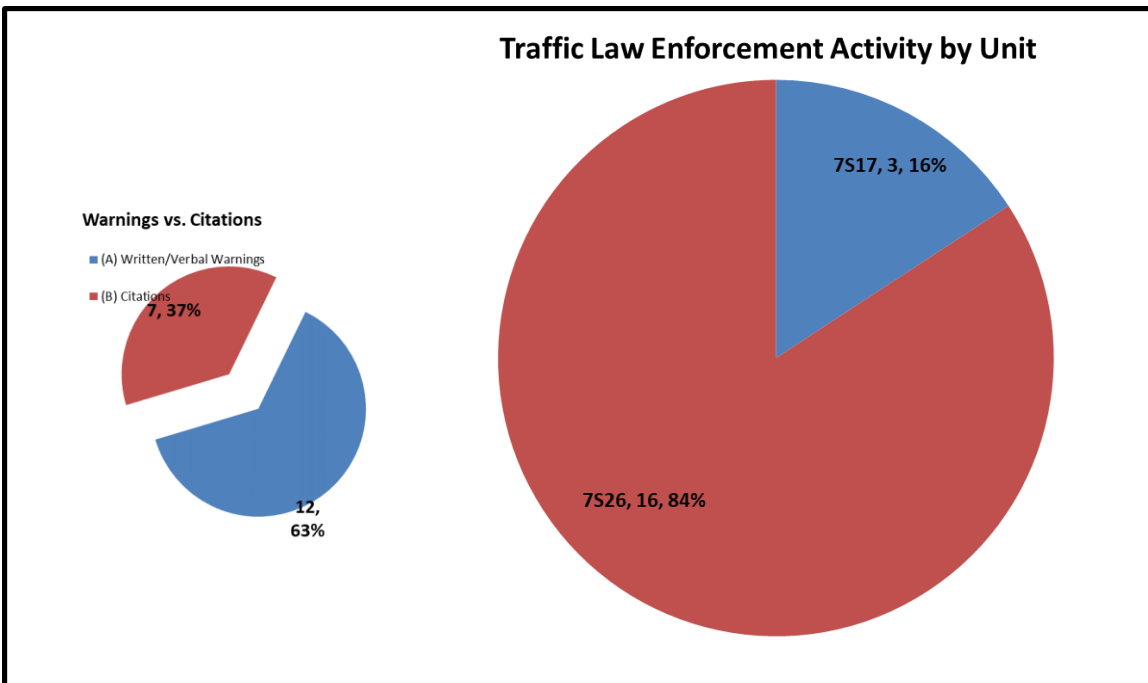
*	Traffic Enforcement	7S17	7S26	TOT
A	Speeding	0	0	0
B	School Zone.	0	0	0
C	Ran Red Light.	0	2	2
D	Stop Sign.	0	2	2
E	Invalid Vehicle Registration	0	0	0
F	Invalid M.V. Inspect	0	0	0
G	No Seat Belt	0	0	0
H	No Insurance.	1	0	1
I	No Driver's License	1	1	2
J	Defective Equipment	0	0	0
K	Other Violation	0	0	0
L	Written Warnings	0	0	0
M	Verbal Warning	1	11	12
N	Citation	2	5	7
O	Total Violations	3	16	19

Trends and Percentages of Traffic



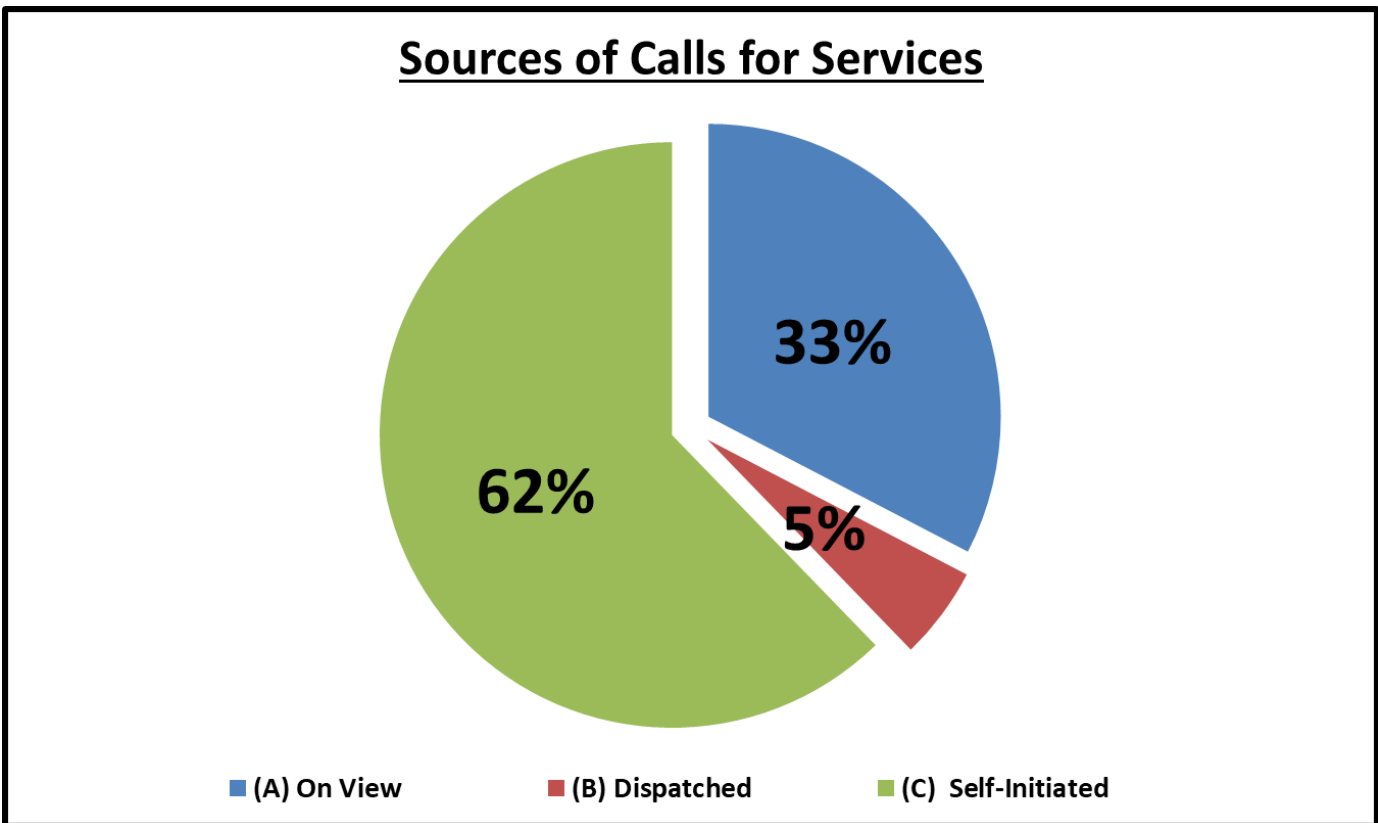
Citations vs. Warnings Monthly Total:

*	Warnings vs. Citations	7S17	7S26	TOT
(A)	Written/Verbal Warnings	1	11	12
(B)	Citations	2	5	7
(C)	<i>Totals</i>	3	16	19



Sources of Calls for Service Percentages:

*	Sources of Calls for Service	7S17	7S26	TOT
(A)	On View	0	185	185
(B)	Dispatched	15	14	29
(C)	Self-Initiated	235	118	353
(D)	Totals	250	317	567



Free Reserve Personnel Time Utilized in Contract Monthly Total:

*	<i>Free Reserve Personnel Time</i>	7S32		TOT	AVER
(A)	<i>Totals</i>	0		0	0.0

Mileage Total:

*	<i>Mileage</i>	7S17	7S26		TOT
(A)	<i>Totals</i>	821	862		1683

Monthly Productivity Analysis Report (M.P.A.R.)- Executive Summary:

*	<i>Unit</i>	<i>7S17</i>	<i>7S26</i>		<i>TOT</i>
<i>1</i>	Patrol Activity	250	317		567
<i>2</i>	Security Checks	250	204		454
<i>3</i>	C.L.T. Interactions	0	0		0
<i>4</i>	Offense/Incident Reports	1	1		2
*	<i>Total Service Calls</i>	<i>501</i>	<i>522</i>		<i>1023</i>
<i>1</i>	Criminal Arrests	0	1		1
<i>2</i>	Citations Issued	2	5		7
<i>3</i>	Written & Verbal Warnings	1	11		12
*	<i>Enforcement Service Calls</i>	<i>3</i>	<i>17</i>		<i>20</i>
*	Total Hours	160	160		320
<i>1</i>	Sick Time Used	8	24		32
<i>2</i>	Vacation Time Used	0	0		0
<i>3</i>	Training Time Used	0	0		0
<i>4</i>	Compensatory Time Used	32	0		32
*	<i>Hours Actually Worked</i>	<i>120</i>	<i>136</i>		<i>256</i>
*	<i>Unit Productivity Ratio</i>	<i>4.2</i>	<i>4.0</i>		<i>4.1</i>

Summaries :

01.	NOVEMBER 11, 2021	1200 HOURS	FSGI			DEPUTY M. RODRIGUEZ	
	DAYSHIFT:	9300 SPELLMAN DR	BBVW	"N/A"	HC	2111-00092	
	<p>On November 11, 2021, a Thursday, at approximately 1229 hours, while on patrol in the "Braeburn Valley West Contract" Deputy M. Rodriguez was performing routine patrol and law enforcement services when I, (Deputy M. Rodriguez) was Dispatched to a Minor Accident (FSGI) which already occurred. Upon arrival I made contact with the victim who advised his vehicle was struck while parked on the curbside. The victim advised cameras show the neighbor causing the damage and leaving the scene. I collected all pertinent information regarding this case, Report created. The patrol activity type is "PAT=Y".</p>						

02.	NOVEMBER 15, 2021	1400 HOURS	FOLLOW UP (FSGI)			DEPUTY M. RODRIGUEZ	
	DAYSHIFT:	9300 SPELLMAN DR	BBVW	"N/A"	HC	2111-00092	
	<p>On November 15, 2021, a Monday, at approximately 1435 hours, while on patrol in the "Braeburn Valley West Contract" Deputy M. Rodriguez was performing routine patrol and law enforcement services when I, (Deputy M. Rodriguez) was conducted a Follow-up with the neighbor associated with this FSGI Minor Accident. I discovered both parties agreed to resolve the issue together and both parties involved were pleased with the outcome. I collected all pertinent information regarding this case, Report created. The patrol activity type is "PAT=R".</p>						

01.	NOVEMBER 16, 2021	18:00 HOURS	WARRANT ARREST			DEPUTY C. JOLIVETTE	
	EVENING SHIFT:	9200 W. BELLFORT ST.	BBVW	"M"	HC:	2111-00146	
	<p>On November 16, 2021, a Tuesday, at approximately 1855 hours, while on patrol in the "Braeburn Valley West Contract", I, Deputy C. Jolivette, was performing routine patrol and law enforcement services when I (Deputy C. Jolivette) observed a traffic violation. Deputy initiated a traffic stop on violator for running the Red Light at W. Bellfort St. and Plainfield St. Deputy then gathered and ran information on violator. Info showed the violator to have several warrants for his arrest. Deputy placed subject into custody. One male subject was arrested and jailed for warrants. Report Generated. The patrol activity type is "PAT=P".</p>						

Sergeant T. Roe 87S02

Sgt. T.Roe , 87S02
 Neighborhood Contract Division, Division Supervisor
 Harris County Constable's Office of Precinct "7"