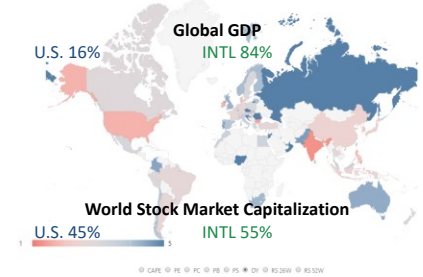


# TOP 5 REASONS to invest in MERIT's Global Blue Chip Dividend Strategy



## # 1 GO GLOBAL TO INCREASE INTERNATIONAL EXPOSURE

- Merit's GBCD strategy invests from an extensive global investment universe
- Investing in global market leaders across regions increases diversification
- Global view expands the universe of companies trading at attractive valuations



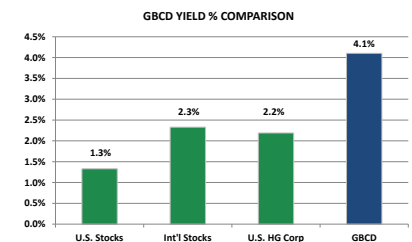
## # 2 INVEST IN HIGH QUALITY COMPANIES TO LOWER RISK <sup>1</sup>

- Merit's GBCD strategy invests in global market leading companies
- Broad sector diversification significantly improves risk metrics
- Lower drawdowns in market downturns lead to better long term performance

	2021 YTD		Since Inception	
	GBCD	ACWI	GBCD	ACWI
Sharpe Ratio	3.12	1.36	0.65	0.76
Sortino Ratio	5.38	1.93	0.87	1.02
Standard Deviation	8.28	11.40	12.72	13.56
Downside Deviation	4.80	8.04	9.48	9.96
Maximum Drawdown	(3.11)	(5.02)	(37.45)	(33.53)

## # 3 GENERATE DIVIDEND INCOME TO INCREASE TOTAL RETURN <sup>2</sup>

- Merit's GBCD strategy has a higher yield than stock and corporate bond indexes
- Higher yields available in international markets increases dividend income
- Higher dividend income improves total return; notably in low growth periods



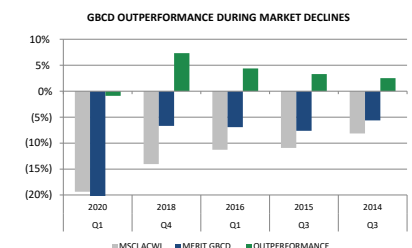
## # 4 EMPLOY A CONTINUOUS CYCLE OF INVESTMENT

- Merit's GBCD strategy provides a continual schedule of dividend income
- Dividend income is allocated to attractive existing or new portfolio positions
- Continuous cycle of reinvestment & efficient capital allocation drives returns

MAY 2021						
SUN	MON	TUE	WED	THU	FRI	SAT
						1
2	3	4	5 Cinco de Mayo	6	7	8
9 Mother's Day	10	11	12	13 DUK 3.9%	14 ENB 6.6%	15
16	17	18	19	20	21 UPS 2.0%	22
23	24 PRU 4.7%	25	26 BIPC 2.8%	27 AGNC 8.5%	28	29
30	31 Memorial Day					

## # 5 SEEK THE HIGHEST RISK-ADJUSTED RETURNS IN EQUITY MARKETS <sup>3</sup>

- High quality portfolio and dividend yield reduces losses in turbulent markets
- Lower drawdowns enable a quicker portfolio rebound to breakeven
- Positive returns compound to deliver higher returns over a full market cycle



<sup>1</sup> Risk metrics are compared to the MSCI ACWI and are stated from Merit GBCD's inception date through June 30, 2021.

<sup>2</sup> Index Yields: U.S. Stocks = MSCI USA Index (USA). Int'l stocks = MSCI All-Country World Index ex US (ACWX). U.S. HG Corp = iShares iBoxx \$ Investment Grade Corp Bond ETF (LQD).

<sup>3</sup> GBCD Outperformance chart displays illustrative historical Merit GBCD performance of an equally weighted portfolio of actual Merit GBCD positions as of June 30, 2021.