



Prices effective July 5, 2023

Published January 2024

Tu® Wood Storage

HermanMiller list prices shown are in USD. For HermanMiller Canadian prices, multiply the USD list price by a factor of 1.20---effective July 2023.

Introduction	page 2
Tu® Wood Storage	3
Pedestals	5
Credenzas	24
Cubbies	47
Personal Towers	66
End-of-Run Storage	84
Bookcase	99
Wardrobe	103
Keyless Locks	107
Tu Wood for Vista™	110
Indices	155
By Name	155
By Number	157
Appendices	
20-Day or Less/Assigned Lead-Time Order Information	
Keyed-Alike Information	
Stain-to-Match Program	
Customer's Own Material/Customer's Own Leather Order Information-Cushion Tops	
Customer's Own Material Order Information-Workspaces	
Textiles Application Chart-Seating	
Textile Colors	
For the latest materials information, refer to the Materials pages on HermanMiller.com.	

Introduction

A Note on the Organization of This Book

There are a few signals that will help you understand the organization of this book. Once you know them, you should be able to find your way around easily.

Like a newspaper, this book is formatted with columns of text and illustrations that run vertically.

Information wraps from one column to the next and continues for as many pages as it needs to.

Black bars are clues.

A black bar at the top of a page signals the start of information about a product.

This information is divided into two sections, each signaled by a black bar. Product Information includes a description, additional notes, and dimensional drawings. Specification Information, which always begins at the top of a column, includes a series of steps. Each step represents a decision you need to make in order to complete your product number. Steps must be followed sequentially. The number of pages needed to complete information on a product varies; some will be complete in one page; others may fill three or four pages. Just continue going through the steps until you run into the next product, signaled by the black bar at the top of the page.

Black tabs running along the outside edge of the page help you locate what section you are in or what section you want to go to. You can thumb forwards or backwards to find a section; tabs and text appear on both sides of the page.

The additional pages in the back of the book include the appendices and indices. They are signaled by a long black bar running along the outside edge of the page.

The index is presented two ways.

The first index is in alphabetical order by product name. It can be helpful if you are new to the products and numbering scheme or if you are looking for a type of product, such as work chair or round table.

The second index is by product number. It lists, in alphanumeric order, the base product number, typically a five-digit number.

This book is effective July 5, 2023, subject to change without notice. Products may be purchased from authorized Herman Miller dealers who will quote prices upon request. For more information about our products and services or to see a list of dealers, visit www.HermanMiller.com.


All prices are list prices in US Dollars. Additional services, such as planning services, design, storage, and installation, are not included and must be added to these prices when the additional services are requested.


Illustrations, specifications, and prices are based on the latest information at the time of publication. The right is reserved to make changes at any time without notice in prices, fabrics, finishes, materials, specifications, and models, and also to discontinue models and finishes.

Dimensions shown in the drawings are engineering drawing dimensions rounded up to the nearest $\frac{1}{8}$ ". Product is shipped set up or knocked down. Products that include "Shipped knocked down" in the description require some assembly. If this statement does not appear in the description, the product is shipped assembled.

Service problems are normally handled by a Herman Miller authorized dealer. Where this cannot be accomplished on a local level, service problems should be referred to the Customer Care Representative for your region, Herman Miller, Inc., Zeeland, Michigan 49464.

20-Day or Less/Assigned Lead-Time Shipments

All products and options in this price book not designated by an Assigned Program icon  will ship in **20 business days or less** after being acknowledged by Herman Miller.

Products and options designated by an  are on the assigned lead-time program and may ship in 20 days, less than 20 days, or more than 20 days from order acknowledgement.

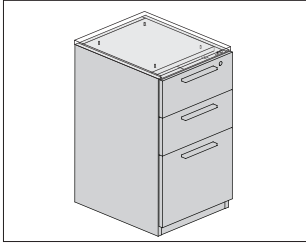
Wood Storage

Keyless Locks

Tu® Wood for Vista™

Surface-Attached Pedestal

L2PS.



Product Information

Description

This pedestal attaches under a work surface on the left or right side to provide support and eliminate the need for a cantilever. It has an all-laminate case with laminate fronts or all-veneer case with veneer fronts, 2"-high recessed base, base with front to floor, or 2"-high foot with 1" leveling glides. A counterweight and top are required when specified in a freestanding application.

Actual pedestal depth is 19⁷/₈" (20), 22⁷/₈" (24), or 28⁷/₈" (28). Actual pedestal width is 15". Actual pedestal height is 27¹/₄". Adding top will increase height by ³/₄", 1¹/₈", or 1¹/₄".

Box drawers and file drawers have full-extension slides. File drawers accommodate front-to-back filing of letter-sized hanging files. Specify a file converter to file side-to-side.

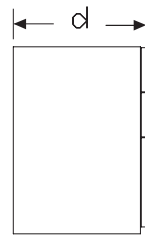
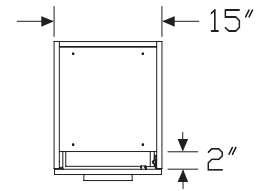
Notes

Order optional accessories separately:

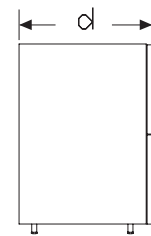
- Storage top (L2ST.)
- Pencil tray (L2UT.906)
- File converter (L29P.15) for legal filing front-to-back.

For keyed-alike locks, order lock plugs separately. See Keyed-Alike information in Appendices.

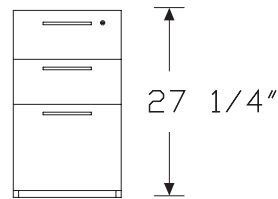
Dimensions



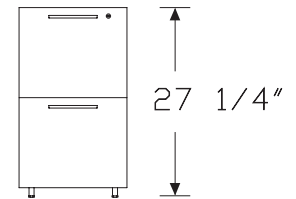
Box/Box/File



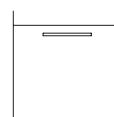
File/File



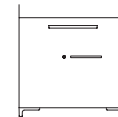
Base



Foot



Base with front to floor



C-Foot

Surface-Attached Pedestal *continued*

Tu® Wood Storage

Specification Information		
Step 1.		
L2PS.	<input type="checkbox"/> A	
Step 2. Width		
15	15" wide <input type="checkbox"/> A	+\$0
Step 3. Depth		
20	20" deep	+\$1576
24	24" deep	+\$1682
28	28" deep	+\$1790
Step 4. Base/Foot Height		
1	base	+\$0
3	base with fronts to floor <input type="checkbox"/> A	+\$19
5	foot	+\$157
9	c-foot <input type="checkbox"/> A	+\$204
Step 5. Configuration		
FF	file/file	+\$0
BBF	box/box/file	+\$138
Step 6. Case/Front Material		
H	high-pressure laminate with thermoplastic edge <input type="checkbox"/> A	+\$327
L	thermally-fused laminate with thermoplastic edge	+\$0
Step 7. Pull Type		
A	arc pull	+\$0
K	bar pull	+\$0
U	flush pull <input type="checkbox"/> A	+\$0
Step 8. Interior Drawer Material		
M	metal	+\$0
Step 9. Case/Front Finish		

<i>For thermally-fused laminate with thermoplastic edge (L)</i>		
8Q	folkstone grey	+\$0
91	white	+\$0
98	studio white	+\$0
CL	cool grey neutral	+\$0
LU	soft white	+\$0
WL	sandstone	+\$0
WN	warm grey neutral	+\$0

<i>For thermally-fused laminate with thermoplastic edge (L)</i>		
LBF	neutral twill	+\$0
LBJ	graphite twill	+\$0
LBQ	white twill	+\$0

<i>For thermally-fused laminate with thermoplastic edge (L)</i>		
76	light brown walnut	+\$0
HM	natural maple	+\$0
HP	light anigre	+\$0
HX	aged cherry	+\$0
LBA	clear on ash	+\$0
LBR	phantom ecru	+\$0
LBS	phantom cocoa	+\$0
LBU	medium matte walnut	+\$0
LBV	warm grey teak	+\$0
LBB	oak on ash	+\$0
LBC	walnut on ash	+\$0

<i>For high-pressure laminate with thermoplastic edge (H)</i>		
76	light brown walnut	+\$0
8Q	folkstone grey	+\$0
91	white	+\$0
98	studio white	+\$0
CL	cool grey neutral	+\$0
HF	inner tone light	+\$0
HM	natural maple	+\$0
HP	light anigre	+\$0
HX	aged cherry	+\$0
LBA	clear on ash	+\$0
LBB	oak on ash	+\$0
LBC	walnut on ash	+\$0
LBF	neutral twill	+\$0
LBJ	graphite twill	+\$0
LBQ	white twill	+\$0
LBR	phantom ecru <input type="checkbox"/> A	+\$0
LBS	phantom cocoa <input type="checkbox"/> A	+\$0
LBU	medium matte walnut <input type="checkbox"/> A	+\$0
LBV	warm grey teak <input type="checkbox"/> A	+\$0
LT	light tone	+\$0
LU	soft white	+\$0
OG	honey maple <input type="checkbox"/> A	+\$0
WL	sandstone	+\$0
WN	warm grey neutral	+\$0

Surface-Attached Pedestal *continued*

Step 10. Pull Finish

For arc pull (A)

NH	brushed nickel	+\$0
NK	black nickel	+\$0

Metallic Paint

For bar pull (K) or flush pull (U)

CN	metallic champagne <input type="checkbox"/>	+\$0
MS	metallic silver <input type="checkbox"/>	+\$0
SNA	satin aluminum <input type="checkbox"/>	+\$10
SNB	satin bronze <input type="checkbox"/>	+\$10
SNC	satin carbon <input type="checkbox"/>	+\$10

Sand Texture Paint

For bar pull (K) or flush pull (U)

BK	black <input type="checkbox"/>	+\$0
DB3	glacier <input type="checkbox"/>	+\$10
DN2	nightfall <input type="checkbox"/>	+\$10
DR1	canyon <input type="checkbox"/>	+\$10
OLF	olive <input type="checkbox"/>	+\$10

Smooth Paint

For bar pull (K) or flush pull (U)

8Q	folkstone grey <input type="checkbox"/>	+\$0
91	white <input type="checkbox"/>	+\$0
98	studio white <input type="checkbox"/>	+\$0
G1	graphite <input type="checkbox"/>	+\$0
WL	sandstone <input type="checkbox"/>	+\$0

Step 11. Foot Finish

For foot (5) or c-foot (9)

Metallic Paint

CN	metallic champagne <input type="checkbox"/>	+\$0
EH	metallic bronze <input type="checkbox"/>	+\$0
MS	metallic silver <input type="checkbox"/>	+\$0
SNA	satin aluminum <input type="checkbox"/>	+\$10
SNB	satin bronze <input type="checkbox"/>	+\$10
SNC	satin carbon <input type="checkbox"/>	+\$10

Sand Texture Paint

8Q	folkstone grey <input type="checkbox"/>	+\$0
91	white <input type="checkbox"/>	+\$0
98	studio white <input type="checkbox"/>	+\$0
BK	black <input type="checkbox"/>	+\$0
CL	cool grey neutral <input type="checkbox"/>	+\$0
G1	graphite <input type="checkbox"/>	+\$0
WL	sandstone <input type="checkbox"/>	+\$0
WN	warm grey neutral <input type="checkbox"/>	+\$0

Step 12. Counterweight

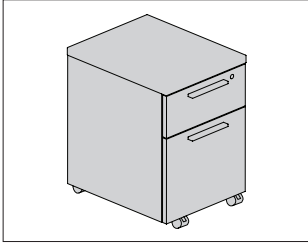
NO	no counterweight	+\$0
CB	counterweight	+\$50

Step 13. Lock Option

KA	keyed alike	+\$0
KC	keyed differently, chrome	+\$0
KD	keyed differently, black	+\$0

Mobile Pedestal

L2PM.



Tu® Wood Storage

Product Information

Description

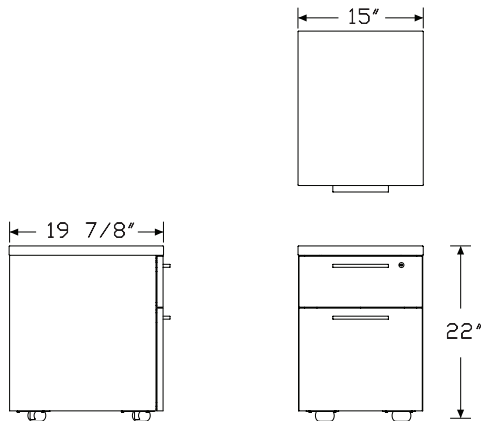
This mobile pedestal fits below a hanging or freestanding work surface. It has an all-laminate case with laminate fronts or all-veneer case with veneer fronts, applied metal pulls, and black amber casters. It has 1 box drawer and 1 file drawer. Counterweight is included. Actual pedestal depth is 19⁷/₈". Actual pedestal width is 15". Actual pedestal height is 22" with ³/₄" laminate top. Box drawers and file drawers have full-extension slides and hold front-to-back letter-sized hanging files. Specify a file converter for side-to-side filing.

Notes

Order optional accessories separately:

- Add-on cushion top (L2SC.PD)
- Pencil tray (L2UT.906)
- File converter (L29P.15)

Dimensions



Specification Information

Step 1.

L2PM. [A]

Step 2. Depth

20 20" deep +\$0

Step 3. Configuration

BF box/file +\$1578

Step 4. Case/Front Material

H high-pressure laminate with thermoplastic edge [A] +\$327

L thermally-fused laminate with thermoplastic edge +\$0

Step 5. Top Material

For high-pressure laminate with thermoplastic edge (H) or thermally-fused laminate with thermoplastic edge (L)

02 ³/₄" thermally-fused laminate with thermoplastic edge +\$0

06 1¹/₄" high-pressure laminate with thermoplastic edge [A] +\$117

08 1¹/₈" high-pressure laminate with thermoplastic edge [A] +\$117

11 ³/₄" high-pressure laminate with thermoplastic edge [A] +\$117

Step 6. Pull Type

A arc pull +\$0

K bar pull +\$0

U flush pull [A] +\$0

Step 7. Interior Drawer Material

M metal +\$0

Step 8. Case/Front Finish

For thermally-fused laminate with thermoplastic edge (L)

8Q folkstone grey +\$0

91 white +\$0

98 studio white +\$0

CL cool grey neutral +\$0

LU soft white +\$0

WL sandstone +\$0

WN warm grey neutral +\$0

Mobile Pedestal *continued*

For thermally-fused laminate with thermoplastic edge (L)

LBF	neutral twill	+\$0
LBJ	graphite twill	+\$0
LBQ	white twill	+\$0

For thermally-fused laminate with thermoplastic edge (L)

76	light brown walnut	+\$0
HM	natural maple	+\$0
HP	light anigre	+\$0
HX	aged cherry	+\$0
LBA	clear on ash	+\$0
LBR	phantom ecru	+\$0
LBS	phantom cocoa	+\$0
LBU	medium matte walnut	+\$0
LBV	warm grey teak	+\$0
LBB	oak on ash	+\$0
LBC	walnut on ash	+\$0

For high-pressure laminate with thermoplastic edge (H)

76	light brown walnut	+\$0
8Q	folkstone grey	+\$0
91	white	+\$0
98	studio white	+\$0
CL	cool grey neutral	+\$0
HF	inner tone light	+\$0
HM	natural maple	+\$0
HP	light anigre	+\$0
HX	aged cherry	+\$0
LBA	clear on ash	+\$0
LBB	oak on ash	+\$0
LBC	walnut on ash	+\$0
LBF	neutral twill	+\$0
LBJ	graphite twill	+\$0
LBQ	white twill	+\$0
LBR	phantom ecru A	+\$0
LBS	phantom cocoa A	+\$0
LBU	medium matte walnut A	+\$0
LBV	warm grey teak A	+\$0
LT	light tone	+\$0
LU	soft white	+\$0
OG	honey maple A	+\$0
WL	sandstone	+\$0
WN	warm grey neutral	+\$0

Step 9. Top/Edge Finish

For 3/4" thermally-fused laminate with thermoplastic edge (02)

8Q	folkstone grey	+\$0
91	white	+\$0
98	studio white	+\$0
CL	cool grey neutral	+\$0
LU	soft white	+\$0
WL	sandstone	+\$0
WN	warm grey neutral	+\$0

For 3/4" thermally-fused laminate with thermoplastic edge (02)

LBF	neutral twill	+\$0
LBJ	graphite twill	+\$0
LBQ	white twill	+\$0

For 3/4" thermally-fused laminate with thermoplastic edge (02)

76	light brown walnut	+\$0
HM	natural maple	+\$0
HP	light anigre	+\$0
HX	aged cherry	+\$0
LBA	clear on ash	+\$0
LBR	phantom ecru	+\$0
LBS	phantom cocoa	+\$0
LBU	medium matte walnut	+\$0
LBV	warm grey teak	+\$0
LBB	oak on ash	+\$0
LBC	walnut on ash	+\$0

For 1¼" high-pressure laminate with thermoplastic edge (06), 1⅛" high-pressure laminate with thermoplastic edge (08), or ¾" high-pressure laminate with thermoplastic edge (11)

76	light brown walnut	+\$0
8Q	folkstone grey	+\$0
91	white	+\$0
98	studio white	+\$0
BU	black umber A	+\$0
CL	cool grey neutral	+\$0
HF	inner tone light	+\$0
HM	natural maple	+\$0
HP	light anigre	+\$0
HX	aged cherry	+\$0
LBA	clear on ash	+\$0
LBB	oak on ash	+\$0
LBC	walnut on ash	+\$0
LBF	neutral twill	+\$0
LBJ	graphite twill	+\$0
LBQ	white twill	+\$0
LBR	phantom ecru A	+\$0
LBS	phantom cocoa A	+\$0
LBU	medium matte walnut A	+\$0
LBV	warm grey teak A	+\$0
LT	light tone	+\$0
LU	soft white	+\$0
OG	honey maple A	+\$0
WL	sandstone	+\$0
WN	warm grey neutral	+\$0

Step 10. Pull Finish

For arc pull (A)

NH	brushed nickel	+\$0
NK	black nickel	+\$0

Metallic Paint

For bar pull (K) or flush pull (U)

CN	metallic champagne A	+\$0
MS	metallic silver A	+\$0

Sand Texture Paint

For bar pull (K) or flush pull (U)

BK	black A	+\$0
DB3	glacier A	+\$10
DN2	nightfall A	+\$10
DR1	canyon A	+\$10
OLF	olive A	+\$10

Smooth Paint

For bar pull (K) or flush pull (U)

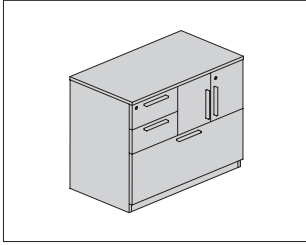
8Q	folkstone grey A	+\$0
91	white A	+\$0
98	studio white A	+\$0
G1	graphite A	+\$0
WL	sandstone A	+\$0

Step 11. Lock Option

KA	keyed alike	+\$0
KC	keyed differently, chrome	+\$0
KD	keyed differently, black	+\$0

Combination Pedestal

L2CP.



Product Information

Description

This extended width pedestal attaches under a work surface on the left or right side to provide support and eliminate the need for a cantilever. It is available in 2 widths and 2 depths. It has an all-laminate case with laminate fronts or all-veneer case with veneer fronts, applied metal pulls, 2"-high recessed base, base with front to floor, or 2"-high foot with 1" leveling glides, and comes with or without a top. A counterweight and top are required when specified in a freestanding application.

Actual pedestal width is 29⁷/₈" (30) or 35⁷/₈" (36).

Actual pedestal depth is 19⁷/₈" (20) or 23⁷/₈" (24).

Actual pedestal height is 27¹/₄", or 28¹/₂" with optional 1¹/₄" laminate top.

This combination unit has 2 box drawers, 1 large file drawer, and 1 storage area with door or open and drawers. Drawers have full-extension slides and accommodate side-to-side letter filing.

Notes

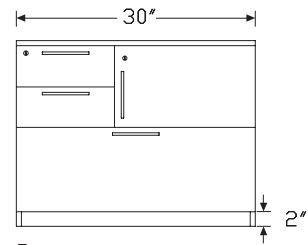
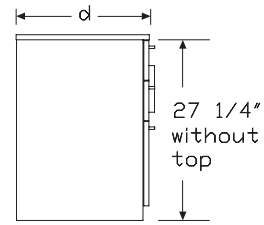
For use with Layout Studio® or Canvas Office Landscape®, specify 1¹/₈" thick top or 1¹/₄" thick top.

When specified in a freestanding application, counterweight (CB) and ³/₄", 1¹/₈" or 1¹/₄" top are required.

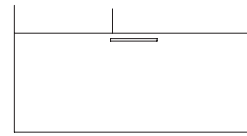
For front-to-back filing of letter- or legal-size hanging files, order optional file converter (L29P.15) separately. Specify 2 converters per drawer.

For keyed-alike locks, order lock plugs separately. See Keyed-Alike Information in appendices.

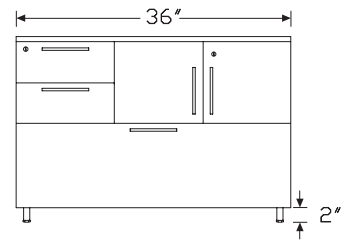
Dimensions



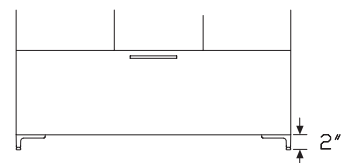
Base



Base with front to floor



Foot



C-Foot

Combination Pedestal *continued*

Tu® Wood Storage

Specification Information

Step 1.

L2CP. A

Step 2. Width

30	30" wide	+\$831
36	36" wide	+\$997

Step 3. Depth

20	20" deep	+\$0
24	24" deep	+\$112

Step 4. Base/Foot Height

1	base	+\$0
3	base with fronts to floor	+\$18
5	tube foot A	+\$147
9	c-foot	+\$189

Step 5. Configuration

For 30" wide (30)

DL	door left, box/box right	+\$1517
DR	door right, box/box left	+\$1517
OL	open left, box/box right	+\$1394
OR	open right, box/box left	+\$1394

For 36" wide (36)

DL	door left, box/box right	+\$1532
DR	door right, box/box left	+\$1532
OL	open left, box/box right	+\$1415
OR	open right, box/box left	+\$1410

Step 6. Case/Front Material

L	thermally-fused laminate	+\$0
----------	--------------------------	------

Step 7. Top Material

For thermally-fused laminate (L)

NT	no top	-\$12
02	$\frac{3}{4}$ " thermally-fused laminate with thermoplastic edge	+\$0
08	$1\frac{1}{8}$ " high-pressure laminate with thermoplastic edge	+\$117
06	$1\frac{1}{4}$ " high-pressure laminate with thermoplastic edge	+\$117

Step 8. Pull Type

A	arc pull	+\$0
K	bar pull	+\$0
U	flush pull	+\$0

Step 9. Interior Drawer Material

M	metal	+\$0
----------	-------	------

Step 10. Case/Front Finish

Solid-Color Laminate

8Q	folkstone grey	+\$0
91	white	+\$0
98	studio white	+\$0
CL	cool grey neutral	+\$0
LU	soft white	+\$0
WL	sandstone	+\$0
WN	warm grey neutral	+\$0

Twill Laminate

LBF	neutral twill	+\$0
LBJ	graphite twill	+\$0
LBQ	white twill	+\$0

Wood-Grain Laminate

76	light brown walnut	+\$0
HM	natural maple	+\$0
HP	light anigre	+\$0
HX	aged cherry	+\$0
LBA	clear on ash	+\$0
LBR	phantom ecru	+\$0
LBS	phantom cocoa	+\$0
LBU	medium matte walnut	+\$0
LBV	warm grey teak	+\$0
LBB	oak on ash	+\$0
LBC	walnut on ash	+\$0

Step 11. Top/Edge Finish

For $\frac{3}{4}$ " thermally-fused laminate with thermoplastic edge (02), $1\frac{1}{8}$ " high-pressure laminate with thermoplastic edge (08), or $1\frac{1}{4}$ " high-pressure laminate with thermoplastic edge (06)

Solid-Color Laminate

8Q	folkstone grey	+\$0
91	white	+\$0
98	studio white	+\$0
CL	cool grey neutral	+\$0
LU	soft white	+\$0
WL	sandstone	+\$0
WN	warm grey neutral	+\$0

Combination Pedestal *continued*

Twill Laminate		
LBF	neutral twill	+\$0
LBJ	graphite twill	+\$0
LBQ	white twill	+\$0

Wood-Grain Laminate		
76	light brown walnut	+\$0
HM	natural maple	+\$0
HP	light anigre	+\$0
HX	aged cherry	+\$0
LBA	clear on ash	+\$0
LBR	phantom ecru	+\$0
LBS	phantom cocoa	+\$0
LBU	medium matte walnut	+\$0
LBV	warm grey teak	+\$0
LBB	oak on ash	+\$0
LBC	walnut on ash	+\$0

Step 12. Pull Finish

<i>For arc pull (A)</i>		
NH	brushed nickel	+\$0
NK	black nickel	+\$0

Metallic Paint		
<i>For bar pull (K) or flush pull (U)</i>		
CN	metallic champagne A	+\$0
MS	metallic silver A	+\$0
SNA	satin aluminum A	+\$10
SNB	satin bronze A	+\$10
SNC	satin carbon A	+\$10

Sand Texture Paint		
<i>For bar pull (K) or flush pull (U)</i>		
BK	black A	+\$0
DB3	glacier A	+\$10
DN2	nightfall A	+\$10
DR1	canyon A	+\$10
OLF	olive A	+\$10

Smooth Paint		
<i>For bar pull (K) or flush pull (U)</i>		
8Q	folkstone grey A	+\$0
91	white A	+\$0
98	studio white A	+\$0
G1	graphite A	+\$0
WL	sandstone A	+\$0

Step 13. Foot Finish		
<i>For tube foot (5) or c-foot (9)</i>		
CN	metallic champagne A	+\$0
EH	metallic bronze A	+\$0
MS	metallic silver A	+\$0
SNA	satin aluminum A	+\$10
SNB	satin bronze A	+\$10
SNC	satin carbon A	+\$10

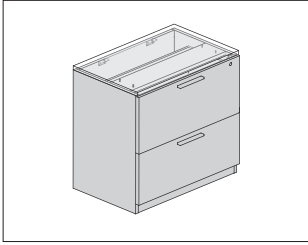
Sand Texture Paint		
8Q	folkstone grey A	+\$0
91	white A	+\$0
BK	black A	+\$0
CL	cool grey neutral A	+\$0
G1	graphite A	+\$0
WL	sandstone A	+\$0
WN	warm grey neutral A	+\$0

Step 14. Counterweight		
NO	no counterweight (must gang or anchor)	+\$0
CB	counterweight (recommended)	+\$50

Step 15. Lock Option		
KA	keyed alike	+\$0
KC	keyed differently, chrome	+\$0
KD	keyed differently, black	+\$0

Extended Width Surface-Attached Pedestal

L2EW.



Tu® Wood Storage

Product Information

Description

This extended width pedestal attaches under a work surface on the left or right side to provide support and eliminate the need for a cantilever. It is available in 4 widths and 2 depths. It has an all-laminate case with laminate fronts or all-veneer case with veneer fronts, applied metal pulls, 2"-high recessed base, base with front to floor, or 2"-high foot with 1" leveling glides, and comes with or without a top. Tops are available in 3/4", 1 1/8", and 1 1/4" thicknesses. A counterweight and top are required when specified in a freestanding application.

Actual pedestal case depth is 18 7/8" (20) or 21 7/8" (24). Fronts add 1" to case depth.

Actual pedestal width is 23 7/8" (24), 29 7/8" (30), 35 7/8" (36), or 41 7/8" (42).

Actual pedestal height is 27 1/4", or 28 1/2" with optional 1 1/4" laminate top.

The file/file unit (FF) has 2 file drawers with positive interlock system that permits only 1 drawer to open at a time. Drawers have full-extension slides and accommodate side-to-side letter filing. Specify optional file converter for front-to-back filing of letter or legal hanging files. Specify 2 converters per drawer.

File drawers do not accommodate legal paper filing side-to-side.

The open unit with shelf (OS) is an open cabinet with 1 laminate adjustable shelf. Shelf has 3 locations and adjusts in 1 1/4" increments.

Actual cabinet depth is 18 7/8" (20) or 21 7/8" (24).

The unit with doors and shelf (DS) has 2 laminate doors that enclose a cabinet with one laminate adjustable shelf. Shelf has 3 locations and adjusts in 1 1/4" increments.

Notes

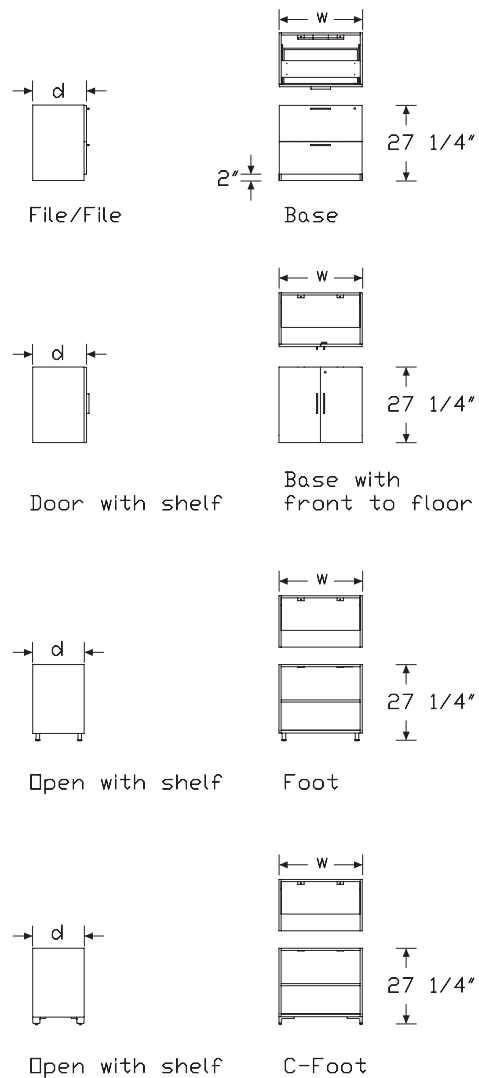
Dimensional illustrations do not include all possible configurations.

Order optional accessories separately:

- Storage top (L2ST.)
- File converter (L29P.15)

For keyed-alike locks, order lock plugs separately. See Keyed-Alike information in Appendices.

Dimensions



Extended Width Surface-Attached Pedestal *continued*

Specification Information

Step 1.

L2EW.

Step 2. Width

24	24" wide	+\$898
30	30" wide	+\$1001
36	36" wide	+\$1108
42	42" wide	+\$1194

Step 3. Depth

20	20" deep	+\$0
24	24" deep	+\$117

Step 4. Base/Foot Height

1	base	+\$0
3	base with fronts to floor	+\$19
5	tube foot A	+\$157
9	c-foot	+\$204

Step 5. Configuration

For 24" wide (24), 30" wide (30), or 36" wide (36)

OP	open with shelf	+\$254
DS	doors with shelf	+\$645
OF	open/file	+\$808
OBF	open/box/file	+\$855
FF	file/file	+\$855
BBF	box/box/file	+\$982

For 42" wide (42)

OF	open/file	+\$903
OBF	open/box/file	+\$957
FF	file/file	+\$957
BBF	box/box/file	+\$1085

Step 6. Case/Front Material

For 24" wide (24) with file/file (FF) or box/box/file (BBF)

H	high-pressure laminate with thermoplastic edge A	+\$410
L	thermally-fused laminate with thermoplastic edge	+\$0

For 24" wide (24) with open/file (OF), open with shelf (OP), or open/box/file (OBF)

H	high-pressure laminate with thermoplastic edge A	+\$410
L	thermally-fused laminate with thermoplastic edge	+\$0

For 24" wide (24) with doors with shelf (DS)

H	high-pressure laminate with thermoplastic edge A	+\$410
L	thermally-fused laminate with thermoplastic edge	+\$0

For 30" wide (30), 36" wide (36), or 42" wide (42) with file/file (FF) or box/box/file (BBF)

H	high-pressure laminate with thermoplastic edge A	+\$410
L	thermally-fused laminate with thermoplastic edge	+\$0

For 30" wide (30), 36" wide (36), or 42" wide (42) with open/file (OF), open with shelf (OP), or open/box/file (OBF)

H	high-pressure laminate with thermoplastic edge A	+\$410
L	thermally-fused laminate with thermoplastic edge	+\$0

For 30" wide (30), 36" wide (36), or 42" wide (42) with doors with shelf (DS)

H	high-pressure laminate with thermoplastic edge A	+\$410
L	thermally-fused laminate with thermoplastic edge	+\$0

Step 7. Pull Type

For open/file (OF), doors with shelf (DS), open/box/file (OBF), file/file (FF), or box/box/file (BBF)

A	arc pull	+\$0
K	bar pull	+\$0
U	flush pull	+\$0

For open with shelf (OP)

N	no pull	+\$0
----------	---------	------

Step 8. Interior Drawer Material

For open/file (OF), open/box/file (OBF), file/file (FF), or box/box/file (BBF)

M	metal	+\$0
----------	-------	------

Step 9. Case/Front Finish

For thermally-fused laminate with thermoplastic edge (L)

8Q	folkstone grey	+\$0
91	white	+\$0
98	studio white	+\$0
CL	cool grey neutral	+\$0
LU	soft white	+\$0
WL	sandstone	+\$0
WN	warm grey neutral	+\$0

Extended Width Surface-Attached Pedestal *continued*

Tu® Wood Storage

For thermally-fused laminate with thermoplastic edge (L)

LBF	neutral twill	+\$0
LBJ	graphite twill	+\$0
LBQ	white twill	+\$0

For thermally-fused laminate with thermoplastic edge (L)

76	light brown walnut	+\$0
HM	natural maple	+\$0
HP	light anigre	+\$0
HX	aged cherry	+\$0
LBA	clear on ash	+\$0
LBR	phantom ecru	+\$0
LBS	phantom cocoa	+\$0
LBU	medium matte walnut	+\$0
LBV	warm grey teak	+\$0
LBB	oak on ash	+\$0
LBC	walnut on ash	+\$0

For high-pressure laminate with thermoplastic edge (H)

76	light brown walnut	+\$0
8Q	folkstone grey	+\$0
91	white	+\$0
98	studio white	+\$0
BU	black umber A	+\$0
HF	inner tone light	+\$0
HM	natural maple	+\$0
HP	light anigre	+\$0
HX	aged cherry	+\$0
LBA	clear on ash	+\$0
LBB	oak on ash	+\$0
LBC	walnut on ash	+\$0
LBF	neutral twill	+\$0
LBJ	graphite twill	+\$0
LBQ	white twill	+\$0
LBR	phantom ecru A	+\$0
LBS	phantom cocoa A	+\$0
LBU	medium matte walnut A	+\$0
LBV	warm grey teak A	+\$0
LT	light tone	+\$0
LU	soft white	+\$0
OG	honey maple A	+\$0
WL	sandstone	+\$0
WN	warm grey neutral	+\$0

Step 10. Pull Finish

For arc pull (A)

NH	brushed nickel	+\$0
NK	black nickel	+\$0

Metallic Paint

For bar pull (K) or flush pull (U)

CN	metallic champagne A	+\$0
MS	metallic silver	+\$0
SNA	satin aluminum	+\$10
SNB	satin bronze	+\$10
SNC	satin carbon	+\$10

Sand Texture Paint

For bar pull (K) or flush pull (U)

BK	black A	+\$0
DB3	glacier	+\$10
DN2	nightfall	+\$10
DR1	canyon	+\$10
OLF	olive	+\$10

Smooth Paint

For bar pull (K) or flush pull (U)

8Q	folkstone grey A	+\$0
91	white A	+\$0
98	studio white A	+\$0
G1	graphite A	+\$0
WL	sandstone A	+\$0

Step 11. Foot Finish

For tube foot (5) or c-foot (9)

Metallic Paint

CN	metallic champagne A	+\$0
EH	metallic bronze A	+\$0
MS	metallic silver A	+\$0
SNA	satin aluminum	+\$10
SNB	satin bronze	+\$10
SNC	satin carbon	+\$10

Extended Width Surface-Attached Pedestal *continued*

Sand Texture Paint		
8Q	folkstone grey <input type="checkbox"/>	+\$0
91	white <input type="checkbox"/>	+\$0
98	studio white <input type="checkbox"/>	+\$0
BK	black <input type="checkbox"/>	+\$0
CL	cool grey neutral <input type="checkbox"/>	+\$0
G1	graphite <input type="checkbox"/>	+\$0
WL	sandstone <input type="checkbox"/>	+\$0
WN	warm grey neutral <input type="checkbox"/>	+\$0

Step 12. Counterweight

For open/file (OF), open/box/file (OBF), file/file (FF), or box/box/file (BBF)

NO	no counterweight	+\$0
CB	counterweight	+\$50

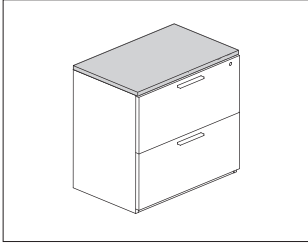
For open with shelf (OP) or doors with shelf (DS)

NO	no counterweight	+\$0
-----------	------------------	------

Step 13. Lock Option

For open/file (OF), doors with shelf (DS), open/box/file (OBF), file/file (FF), or box/box/file (BBF)

KA	keyed alike	+\$0
KC	keyed differently, chrome	+\$0
KD	keyed differently, black	+\$0



Tu® Wood Storage

Product Information

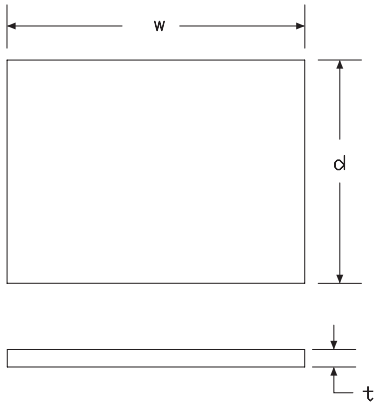
Description

This file top attaches to a surface-attached pedestal or an extended-width surface-attached pedestal. It has a laminate top with thermoplastic edge or veneer top with veneer edge.

Notes

For use with Layout Studio® or Canvas Office Landscape®, specify 1 1/8" thick top or 1 1/4" thick top.

Dimensions



Specification Information

Step 1.

L2ST.

Step 2. Width

015	15" wide	+\$188
024	24" wide	+\$210
030	30" wide	+\$232
036	36" wide	+\$307
042	42" wide	+\$330
048	48" wide	+\$359
060	60" wide	+\$388
066	66" wide	+\$410
072	72" wide	+\$431

Step 3. Depth

20	20" deep	+\$0
24	24" deep	+\$20

Step 4. Top Material

For 15" wide (015), 24" wide (024), 30" wide (030), 36" wide (036), or 42" wide (042)

2	3/4" thermally-fused laminate top	+\$0
8	1 1/8" high-pressure laminate top	+\$117
6	1 1/4" high - pressure laminate top	+\$117
5	3/4" veneer	+\$226
9	1 1/8" veneer	+\$346
7	1 1/4" veneer	+\$346

For 60" wide (060), 66" wide (066), or 72" wide (072)

2	3/4" thermally-fused laminate top	+\$0
8	1 1/8" high-pressure laminate top	+\$188
6	1 1/4" high - pressure laminate top	+\$188
5	3/4" veneer	+\$389
9	1 1/8" veneer	+\$569
7	1 1/4" veneer	+\$569

For 48" wide (048)

2	3/4" thermally-fused laminate top	+\$0
8	1 1/8" high-pressure laminate top	+\$153
6	1 1/4" high - pressure laminate top	+\$153
5	3/4" veneer	+\$308
9	1 1/8" veneer	+\$456
7	1 1/4" veneer	+\$456

Step 5. Surface Finish

Solid-Color Laminate

For 3/4" thermally-fused laminate top (2), 1 1/8" high-pressure laminate top (8), or 1 1/4" high - pressure laminate top (6)

8Q	folkstone grey <input type="checkbox"/> A	+\$0
91	white <input type="checkbox"/> A	+\$0
98	studio white <input type="checkbox"/> A	+\$0
CL	cool grey neutral <input type="checkbox"/> A	+\$0
LU	soft white <input type="checkbox"/> A	+\$0
WL	sandstone <input type="checkbox"/> A	+\$0
WN	warm grey neutral <input type="checkbox"/> A	+\$0

Wood-Grain Laminate

For 3/4" thermally-fused laminate top (2), 1 1/8" high-pressure laminate top (8), or 1 1/4" high - pressure laminate top (6)

HM	natural maple <input type="checkbox"/> A	+\$0
HP	light anigre <input type="checkbox"/> A	+\$0
76	light brown walnut <input type="checkbox"/> A	+\$0
HX	aged cherry <input type="checkbox"/> A	+\$0
LBA	clear on ash	+\$0
LBR	phantom ecru <input type="checkbox"/> A	+\$0
LBS	phantom cocoa <input type="checkbox"/> A	+\$0
LBU	medium matte walnut <input type="checkbox"/> A	+\$0
LBV	warm grey teak <input type="checkbox"/> A	+\$0
LBB	oak on ash <input type="checkbox"/> A	+\$0
LBC	walnut on ash	+\$0

Twill Laminate

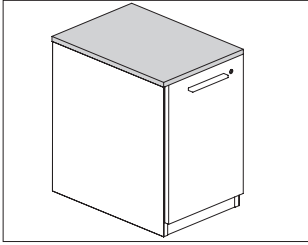
For 3/4" thermally-fused laminate top (2), 1 1/8" high-pressure laminate top (8), or 1 1/4" high - pressure laminate top (6)

LBF	neutral twill <input type="checkbox"/> A	+\$0
LBJ	graphite twill <input type="checkbox"/> A	+\$0
LBQ	white twill <input type="checkbox"/> A	+\$0

Wood Veneer

For 3/4" veneer (5), 1 1/8" veneer (9), or 1 1/4" veneer (7)

2U	light brown walnut	+\$85
40	dark brown walnut	+\$85
CHD	noble cherry	+\$85
ET	clear on ash	+\$85
EU	oak on ash	+\$85
EV	walnut on ash	+\$85
EW	medium matte walnut	+\$85
UL	natural maple	+\$85
WHN	natural white oak	+\$85



Tu® Wood Storage

Product Information

Description

This 1" thick cushion attaches to the top of a mobile pedestal to provide temporary guest seating. Attachment hardware included.

Notes

Cushion top accepts Customer's Own Material (COM). Yardage is estimated for nondirectional 54"-wide fabrics.

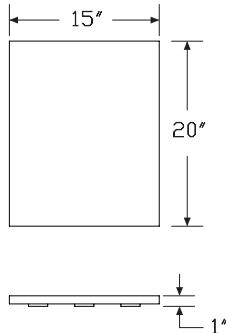
Depth—Yardage

20—0.76

24—0.84

For information on multiple quantities or directional fabrics, contact COM Department. See Order Information in Appendices.

Dimensions



Specification Information

Step 1.

L2SC.PD A

Step 2. Height

1	1" high	+\$84
----------	---------	-------

Step 3. Depth

20	19.88" deep	+\$181
-----------	-------------	--------

24	22.88" deep	+\$213
-----------	-------------	--------

Step 4. Width

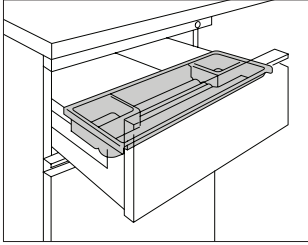
15	15" wide	+\$0
-----------	----------	------

Step 5. Cushion Top Fabric

Price Category 1	+\$0
Price Category 2	+\$82
Price Category (Geiger) 2	+\$0
Price Category 3	+\$98
Price Category 4	+\$121
Price Category 5	+\$144
Price Category (Geiger) 5	+\$144
Price Category (Geiger) 6	+\$154
Price Category 7	+\$164
Price Category (Geiger) 7	+\$164
Price Category 8	+\$310
Price Category (Geiger) 8	+\$310
Price Category 9	+\$1140
Price Category 10	+\$797
Price Category (Geiger) 10	+\$1260
Price Category B	+\$62
Price Category C	+\$48
Price Category D	+\$61
Price Category E	+\$130
Price Category F	+\$168
Price Category G	+\$218
Price Category H	+\$265
Price Category I	+\$312
Price Category J	+\$359
Price Category L	+\$422
Price Category M	+\$466
Price Category X	+\$929
Price Category Y	+\$977

Utility Tray Pedestal

L2UT.



Product Information

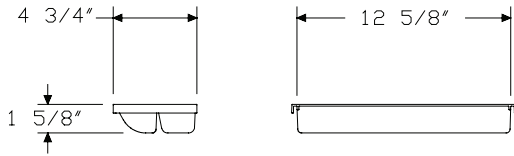
Description

This plastic tray provides storage for pencils and other small items in a pedestal or credenza box drawer. It hangs side-to-side on pedestal drawer and front-to-back on credenza drawer. Finish is black umber.

Notes

To install tray front-to-back in the box drawer of credenza, order side-to-side filing rail (L2902.) separately.

Dimensions



Specification Information

Step 1.

L2UT. A

Step 2. Drawer

906 15" metal drawer A

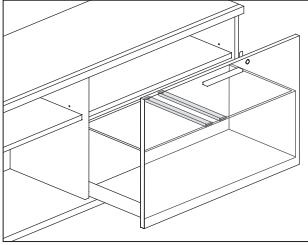
924 15" wood drawer A

Prices for Steps 1-2.

L2UT.	906	\$39
	924	\$39

File Rail

L29P.



Tu® Wood Storage

Product Information

Description

This file rail provides the capability to file front-to-back in a file/file extended width pedestal or credenza file drawer. Finish is black. Rails are individually packaged.

Notes

Specify 1 rail for each row of front-to-back files to be supported.

Dimensions

Specification Information

Step 1.

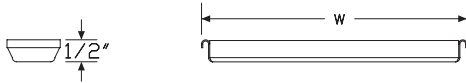
L29P. A

Step 2. Depth

15 front to back file rail A

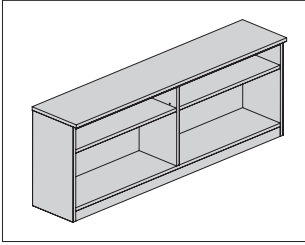
Prices for Steps 1-2.

L29P. 15 \$20



Credenza - Open

L2CD.



Product Information

Description

This credenza provides open storage and can be used freestanding or to support 1 end of a work surface. It has an all-laminate or all-veneer case, 2"-high recessed base or foot with 1" leveling glides, and a laminate or veneer top with thermoplastic edge.

Both sides are open with 1 adjustable shelf per side. Shelves adjust in 1 1/4" increments.

Actual credenza depth is 12 1/2" (12) or 16 1/2" (16).

Actual credenza width is 47 3/4" (48), 59 3/4" (60) or 71 3/4" (72).

Actual credenza height is 22" including the 3/4" top. For use with Layout Studio® or Canvas Office Landscape®, specify 1 1/8" thick top or 1 1/4" thick top.

Notes

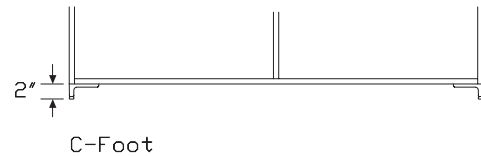
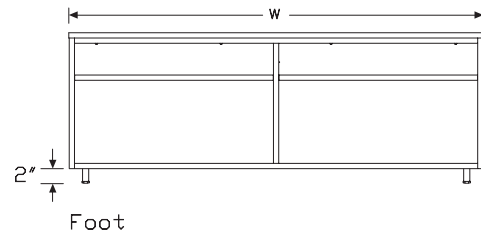
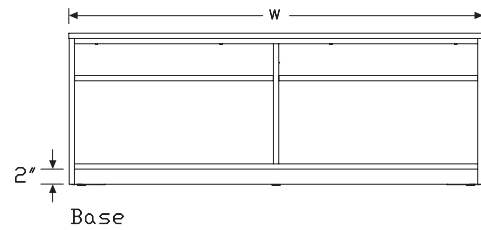
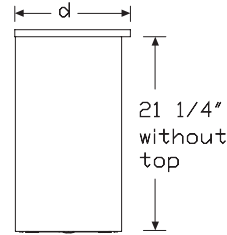
Order optional accessories separately:

- Add-on cushion top (LSC.CD)
- Canvas surface support, fixed (FT298.M)
- Canvas surface support, adjustable (FT299.M)

Grain direction is vertical on front and sides, and horizontal on back.

See planning guide for additional configuration information and dimensions.

Dimensions



Specification Information

Step 1.

L2CD.OP A

Step 2. Width

48	48" wide	+\$1765
60	60" wide	+\$1993
72	72" wide	+\$2224

Step 3. Depth

For 48" wide (48) or 60" wide (60)

12	12.5" deep	+\$0
16	16.5" deep	+\$82

For 72" wide (72)

12	12.5" deep	+\$0
16	16.5" deep	+\$159

Step 4. Base/Foot Height

1	base A	+\$0
5	tube foot A	+\$159
9	c-foot A	+\$0

Step 5. Case/Front Material

For 48" wide (48)

H	high-pressure laminate with thermoplastic edge A	+\$463
L	thermally-fused laminate with thermoplastic edge	+\$0

For 60" wide (60) or 72" wide (72)

H	high-pressure laminate with thermoplastic edge A	+\$463
L	thermally-fused laminate with thermoplastic edge	+\$0

Step 6. Top Material

For high-pressure laminate with thermoplastic edge (H) or thermally-fused laminate with thermoplastic edge (L)

02	$\frac{3}{4}$ " thermally-fused laminate with thermoplastic edge	+\$0
06	$1\frac{1}{4}$ " high-pressure laminate with thermoplastic edge A	+\$185
08	$1\frac{1}{8}$ " high-pressure laminate with thermoplastic edge A	+\$185
11	$\frac{3}{4}$ " high-pressure laminate with thermoplastic edge A	+\$185
NT	no top A	-\$12

Step 7. Case Finish

For thermally-fused laminate with thermoplastic edge (L)

8Q	folkstone grey	+\$0
91	white	+\$0
98	studio white	+\$0
CL	cool grey neutral	+\$0
LU	soft white	+\$0
WL	sandstone	+\$0
WN	warm grey neutral	+\$0

For thermally-fused laminate with thermoplastic edge (L)

LBF	neutral twill	+\$0
LBJ	graphite twill	+\$0
LBQ	white twill	+\$0

For thermally-fused laminate with thermoplastic edge (L)

76	light brown walnut	+\$0
HM	natural maple	+\$0
HP	light anigre	+\$0
HX	aged cherry	+\$0
LBA	clear on ash	+\$0
LBR	phantom ecru	+\$0
LBS	phantom cocoa	+\$0
LBU	medium matte walnut	+\$0
LBV	warm grey teak	+\$0
LBB	oak on ash	+\$0
LBC	walnut on ash	+\$0

For high-pressure laminate with thermoplastic edge (H)

76	light brown walnut	+\$0
8Q	folkstone grey	+\$0
91	white	+\$0
98	studio white	+\$0
CL	cool grey neutral	+\$0
HF	inner tone light	+\$0
HM	natural maple	+\$0
HP	light anigre	+\$0
HX	aged cherry	+\$0
LBA	clear on ash	+\$0
LBB	oak on ash	+\$0
LBC	walnut on ash	+\$0
LBF	neutral twill	+\$0
LBJ	graphite twill	+\$0
LBQ	white twill	+\$0
LBR	phantom ecru A	+\$0
LBS	phantom cocoa A	+\$0
LBU	medium matte walnut A	+\$0
LBV	warm grey teak A	+\$0
LT	light tone	+\$0
LU	soft white	+\$0
OG	honey maple A	+\$0
WL	sandstone	+\$0
WN	warm grey neutral	+\$0

Step 8. Top/Edge Finish

Solid-Color Laminate

For 3/4" thermally-fused laminate with thermoplastic edge (02)

8Q	folkstone grey	+\$0
91	white	+\$0
98	studio white	+\$0
CL	cool grey neutral	+\$0
LU	soft white	+\$0
WL	sandstone	+\$0
WN	warm grey neutral	+\$0

Twill Laminate

For 3/4" thermally-fused laminate with thermoplastic edge (02)

LBF	neutral twill	+\$0
LBJ	graphite twill	+\$0
LBQ	white twill	+\$0

Wood-Grain Laminate

For 3/4" thermally-fused laminate with thermoplastic edge (02)

76	light brown walnut	+\$0
HM	natural maple	+\$0
HP	light anigre	+\$0
HX	aged cherry	+\$0
LBA	clear on ash	+\$0
LBR	phantom ecru	+\$0
LBS	phantom cocoa	+\$0
LBU	medium matte walnut	+\$0
LBV	warm grey teak	+\$0
LBB	oak on ash	+\$0
LBC	walnut on ash	+\$0

For 1 1/4" high-pressure laminate with thermoplastic edge (06), 1 1/8" high-pressure laminate with thermoplastic edge (08), or 3/4" high-pressure laminate with thermoplastic edge (11)

76	light brown walnut	+\$0
8Q	folkstone grey	+\$0
91	white	+\$0
98	studio white	+\$0
CL	cool grey neutral	+\$0
HF	inner tone light	+\$0
HM	natural maple	+\$0
HP	light anigre	+\$0
HX	aged cherry	+\$0
LBA	clear on ash	+\$0
LBB	oak on ash	+\$0
LBC	walnut on ash	+\$0
LBF	neutral twill	+\$0
LBJ	graphite twill	+\$0
LBQ	white twill	+\$0
LBR	phantom ecru A	+\$0
LBS	phantom cocoa A	+\$0
LBU	medium matte walnut A	+\$0
LBV	warm grey teak A	+\$0
LT	light tone	+\$0
LU	soft white	+\$0
OG	honey maple A	+\$0
WL	sandstone	+\$0
WN	warm grey neutral	+\$0

Credenza - Open *continued*

Tu® Wood Storage

Step 9. Foot Finish

For tube foot (5) or c-foot (9)

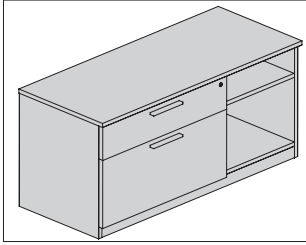
SNA	satin aluminum <input type="checkbox"/> A	+\$10
SNB	satin bronze <input type="checkbox"/> A	+\$10
SNC	satin carbon <input type="checkbox"/> A	+\$10
CN	metallic champagne	+\$0
EH	metallic bronze	+\$0
MS	metallic silver	+\$0

Sand Texture Paint

8Q	folkstone grey <input type="checkbox"/> A	+\$0
91	white <input type="checkbox"/> A	+\$0
98	studio white <input type="checkbox"/> A	+\$0
BK	black <input type="checkbox"/> A	+\$0
CL	cool grey neutral <input type="checkbox"/> A	+\$0
G1	graphite <input type="checkbox"/> A	+\$0
WL	sandstone <input type="checkbox"/> A	+\$0
WN	warm grey neutral <input type="checkbox"/> A	+\$0

Credenza - Open with Box/ File

L2CD.



Product Information

Description

This credenza provides box/file storage on 1 side with open storage on the other side and can be used freestanding or to support 1 end of a work surface. It has an all-laminate case with laminate front or all-veneer case with veneer front, recessed 2"-high base, base with front to floor, or 2"-high foot with 1" leveling glides, and comes with or without a top. The open side has a laminate shelf that adjusts in 1 1/4" increments. The drawer side has 1 file drawer and 1 box drawer.

Notes

For use with Layout Studio® or Canvas Office Landscape®, specify 1 1/8" thick top or 1 1/4" thick top.

A counterweight (CB) is required when specified in a freestanding application.

File drawers have full-extension slides and accommodate side-to-side letter filing. For front-to-back filing of letter- or legal-size hanging files, order optional file converter (L29P.) separately. Specify 2 converters per drawer.

Actual credenza depths are 16 1/2" (16), or 20" (20). Actual credenza widths are 47 3/4" (48), 53 3/4" (54), 59 3/4" (60), 65 3/4" (66), or 71 3/4" (72).

Actual credenza height is 22" including the 3/4" top.

Order optional accessories separately:

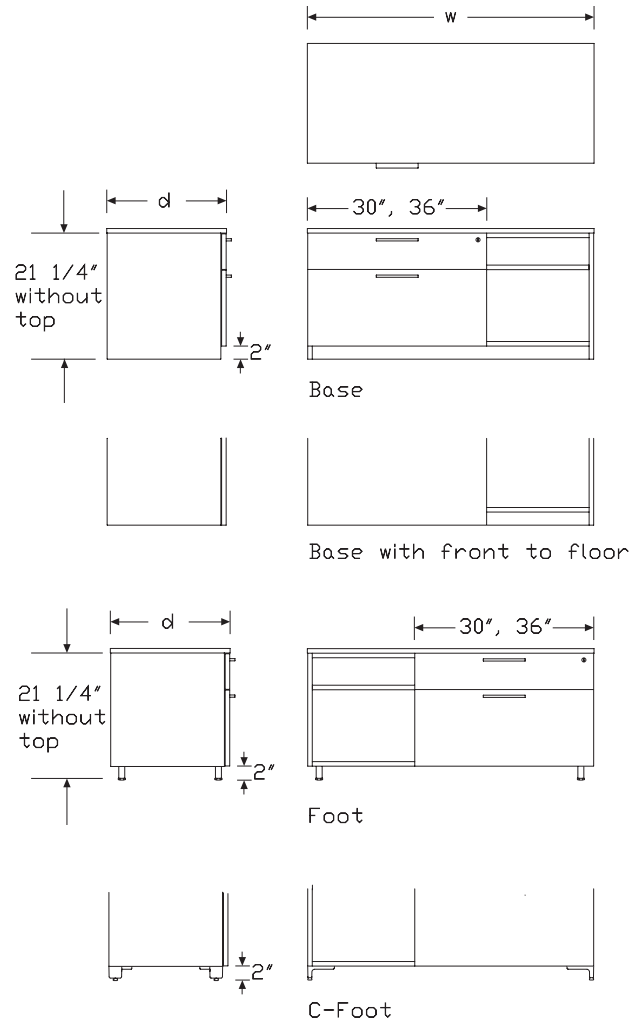
- Add-on cushion top (LSC.CD)
- Canvas surface support, fixed (FT298.M)
- Canvas surface support, adjustable (FT299.M)

Grain direction is vertical on front and sides, and horizontal on back.

For keyed-alike locks, order lock plugs separately. See Keyed-Alike Information in appendices.

See planning guide for additional configuration information and dimensions.

Dimensions



Credenza - Open with Box/ File

continued

Tu® Wood Storage

Specification Information

Step 1.

L2CD.BF A

Step 2. Width

48	48" wide	+\$2344
54	54" wide	+\$2500
60	60" wide	+\$2651
66	66" wide	+\$2804
72	72" wide	+\$2956

Step 3. Depth

16	16.5" deep	+\$0
20	20" deep A	+\$159

Step 4. Base/Foot Height

1	base	+\$0
3	base with fronts to floor A	+\$36
5	tube foot A	+\$159
9	c-foot	+\$203

Step 5. Configuration

For 48" wide (48)

BC	30" file left, open right	+\$0
BD	open left, 30" file right	+\$0

For 54" wide (54)

BC	30" file left, open right	+\$0
BD	open left, 30" file right	+\$0
BE	36" file left, open right	+\$103
BF	open left, 36" file right	+\$103

For 60" wide (60)

BC	30" file left, open right	+\$0
BD	open left, 30" file right	+\$0
BE	36" file left, open right	+\$103
BF	open left, 36" file right	+\$103

For 66" wide (66)

BC	30" file left, open right	+\$0
BD	open left, 30" file right	+\$0
BE	36" file left, open right	+\$103
BF	open left, 36" file right	+\$103

For 72" wide (72)

BC	30" file left, open right	+\$0
BD	open left, 30" file right	+\$0
BE	36" file left, open right	+\$103
BF	open left, 36" file right	+\$103

Step 6. Case/Front Material

For 48" wide (48) or 54" wide (54)

H	high-pressure laminate with thermoplastic edge A	+\$543
L	thermally-fused laminate with thermoplastic edge	+\$0

For 60" wide (60), 66" wide (66), or 72" wide (72)

H	high-pressure laminate with thermoplastic edge A	+\$543
L	thermally-fused laminate with thermoplastic edge	+\$0

Step 7. Top Material

For high-pressure laminate with thermoplastic edge (H) or thermally-fused laminate with thermoplastic edge (L)

02	$\frac{3}{4}$ " thermally-fused laminate with thermoplastic edge	+\$0
06	$1\frac{1}{4}$ " high-pressure laminate with thermoplastic edge A	+\$185
08	$1\frac{1}{8}$ " high-pressure laminate with thermoplastic edge A	+\$185
11	$\frac{3}{4}$ " high-pressure laminate with thermoplastic edge A	+\$185
NT	no top	-\$12

Step 8. Pull Type

A	arc pull	+\$0
K	bar pull	+\$0
U	flush pull	+\$0

Step 9. Interior Drawer Material

M	metal	+\$0
----------	-------	------

Step 10. Case/Front Finish

Solid-Color Laminate

For thermally-fused laminate with thermoplastic edge (L)

8Q	folkstone grey	+\$0
91	white	+\$0
98	studio white	+\$0
CL	cool grey neutral	+\$0
LU	soft white	+\$0
WL	sandstone	+\$0
WN	warm grey neutral	+\$0

Credenza - Open with Box/ File

continued

Twill Laminate

For thermally-fused laminate with thermoplastic edge (L)

LBF	neutral twill	+\$0
LBJ	graphite twill	+\$0
LBQ	white twill	+\$0

Wood-Grain Laminate

For thermally-fused laminate with thermoplastic edge (L)

76	light brown walnut	+\$0
HM	natural maple	+\$0
HP	light anigre	+\$0
HX	aged cherry	+\$0
LBA	clear on ash	+\$0
LBR	phantom ecru	+\$0
LBS	phantom cocoa	+\$0
LBU	medium matte walnut	+\$0
LBV	warm grey teak	+\$0
LBB	oak on ash	+\$0
LBC	walnut on ash	+\$0

For high-pressure laminate with thermoplastic edge (H)

76	light brown walnut	+\$0
8Q	folkstone grey	+\$0
91	white	+\$0
98	studio white	+\$0
CL	cool grey neutral	+\$0
HF	inner tone light	+\$0
HM	natural maple	+\$0
HP	light anigre	+\$0
HX	aged cherry	+\$0
LBA	clear on ash	+\$0
LBB	oak on ash	+\$0
LBC	walnut on ash	+\$0
LBF	neutral twill	+\$0
LBJ	graphite twill	+\$0
LBQ	white twill	+\$0
LBR	phantom ecru A	+\$0
LBS	phantom cocoa A	+\$0
LBU	medium matte walnut A	+\$0
LBV	warm grey teak A	+\$0
LT	light tone	+\$0
LU	soft white	+\$0
OG	honey maple A	+\$0
WL	sandstone	+\$0
WN	warm grey neutral	+\$0

Step 11. Top/Edge Finish

Solid-Color Laminate

For 3/4" thermally-fused laminate with thermoplastic edge (02)

8Q	folkstone grey	+\$0
91	white	+\$0
98	studio white	+\$0
CL	cool grey neutral	+\$0
LU	soft white	+\$0
WL	sandstone	+\$0
WN	warm grey neutral	+\$0

Twill Laminate

For 3/4" thermally-fused laminate with thermoplastic edge (02)

LBF	neutral twill	+\$0
LBJ	graphite twill	+\$0
LBQ	white twill	+\$0

Wood-Grain Laminate

For 3/4" thermally-fused laminate with thermoplastic edge (02)

76	light brown walnut	+\$0
HM	natural maple	+\$0
HP	light anigre	+\$0
HX	aged cherry	+\$0
LBA	clear on ash	+\$0
LBR	phantom ecru	+\$0
LBS	phantom cocoa	+\$0
LBU	medium matte walnut	+\$0
LBV	warm grey teak	+\$0
LBB	oak on ash	+\$0
LBC	walnut on ash	+\$0

Credenza - Open with Box/ File

continued

Tu® Wood Storage

For 1¹/₄" high-pressure laminate with thermoplastic edge (06), 1¹/₈" high-pressure laminate with thermoplastic edge (08), or 3¹/₄" high-pressure laminate with thermoplastic edge (11)

76	light brown walnut	+\$0
8Q	folkstone grey	+\$0
91	white	+\$0
98	studio white	+\$0
CL	cool grey neutral	+\$0
HF	inner tone light	+\$0
HM	natural maple	+\$0
HP	light anigre	+\$0
HX	aged cherry	+\$0
LBA	clear on ash	+\$0
LBB	oak on ash	+\$0
LBC	walnut on ash	+\$0
LBF	neutral twill	+\$0
LBJ	graphite twill	+\$0
LBQ	white twill	+\$0
LBR	phantom ecru A	+\$0
LBS	phantom cocoa A	+\$0
LBU	medium matte walnut A	+\$0
LBV	warm grey teak A	+\$0
LT	light tone	+\$0
LU	soft white	+\$0
OG	honey maple A	+\$0
WL	sandstone	+\$0
WN	warm grey neutral	+\$0

Step 12. Pull Finish

For arc pull (A)

NH	brushed nickel	+\$0
NK	black nickel	+\$0

Metallic Paint

For bar pull (K) or flush pull (U)

CN	metallic champagne A	+\$0
MS	metallic silver A	+\$0
SNA	satin aluminum A	+\$10
SNB	satin bronze A	+\$10
SNC	satin carbon A	+\$10

Sand Texture Paint

For bar pull (K) or flush pull (U)

BK	black A	+\$0
DB3	glacier A	+\$10
DN2	nightfall A	+\$10
DR1	canyon A	+\$10
OLF	olive A	+\$10

Smooth Paint

For bar pull (K) or flush pull (U)

8Q	folkstone grey A	+\$0
91	white A	+\$0
98	studio white A	+\$0
G1	graphite A	+\$0
WL	sandstone A	+\$0

Step 13. Foot Finish

For tube foot (5) or c-foot (9)

Metallic Paint

CN	metallic champagne A	+\$0
EH	metallic bronze A	+\$0
MS	metallic silver A	+\$0
SNA	satin aluminum A	+\$10
SNB	satin bronze A	+\$10
SNC	satin carbon A	+\$10

Sand Texture Paint

8Q	folkstone grey A	+\$0
91	white A	+\$0
98	studio white A	+\$0
BK	black A	+\$0
CL	cool grey neutral A	+\$0
G1	graphite A	+\$0
WL	sandstone A	+\$0
WN	warm grey neutral A	+\$0

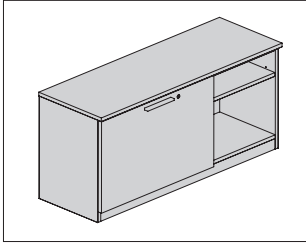
Step 14. Counterweight

NO	no counterweight (must gang or anchor)	+\$0
CB	counterweight (recommended)	+\$73

Step 15. Lock Option

KA	keyed alike	+\$0
KC	keyed differently, chrome	+\$0
KD	keyed differently, black	+\$0

Credenza - Open with File/Shelf L2CD.



Product Information

Description

This credenza provides drawer storage on 1 side with open storage on the other side and can be used freestanding or to support 1 end of a work surface. It has an all-laminate case with laminate front or all-veneer case with veneer front, 2"-high recessed base, base with front to floor, or 2"-high foot with 1" leveling glides, and a laminate top with thermoplastic edge or veneer top.

The open side has a laminate shelf that adjusts in 1 1/4" increments.

The drawer side has 1 file drawer and 1 fixed shelf.

A counterweight is required when specified in a freestanding application.

Actual credenza depth is 16 1/2".

Actual credenza width is 47 3/4" (48), 53 3/4" (54), 59 3/4" (60), 65 3/4" (66) or 71 3/4" (72).

Actual credenza height is 22" including the 3/4" top. For use with Layout Studio® or Canvas Office Landscape®, specify 1 1/8" thick top or 1 1/4" thick top.

File drawers have full-extension slides and accommodate side-to-side letter filing. Specify optional file converter (L29P.) for front-to-back filing of letter or legal hanging files. Specify 2 file converters per drawer.

Notes

Order optional accessories separately:

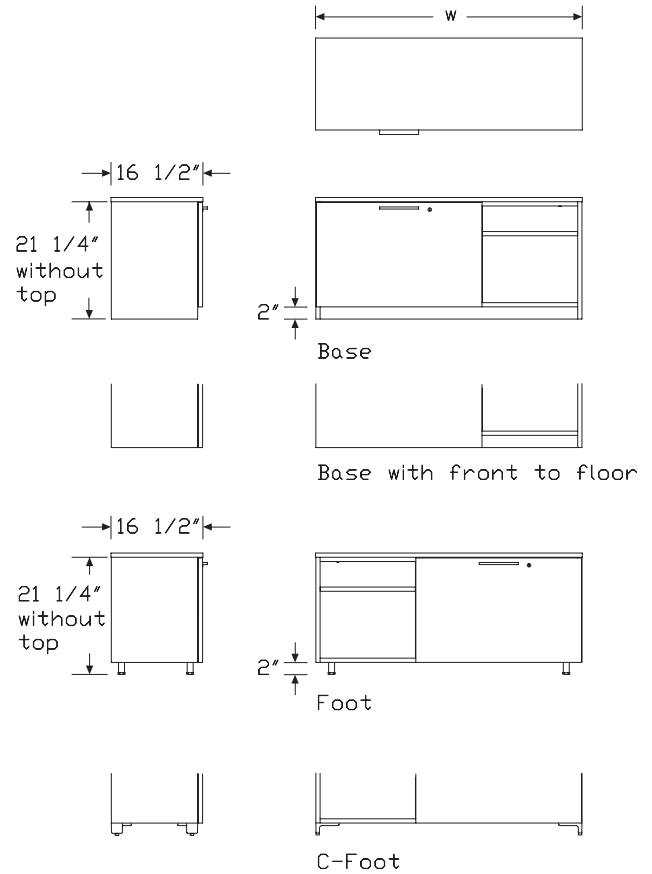
- Add-on cushion top (LSC.CD)
- Canvas surface support, fixed (FT298.M)
- Canvas surface support, adjustable (FT299.M)
- File converter (L29P.)

Grain direction is vertical on front and sides, and horizontal on back.

For keyed-alike locks, order lock plugs separately. See Keyed-Alike information in Appendices.

See planning guide for additional configuration information and dimensions.

Dimensions



Credenza - Open with File/Shelf

continued

Tu® Wood Storage

Specification Information

Step 1.

L2CD.OF A

Step 2. Width

48	48" wide	+\$2172
54	54" wide	+\$2324
60	60" wide	+\$2475
66	66" wide	+\$2625
72	72" wide	+\$2777

Step 3. Depth

16	16 ¹ / ₂ " deep	+\$0
-----------	---------------------------------------	------

Step 4. Base/Foot Height

1	base	+\$0
3	base with fronts to floor	+\$20
5	tube foot A	+\$158
9	c-foot	+\$201

Step 5. Configuration

For 48" wide (48)

BC	30" file left, open right	+\$0
BD	30" wide drawer right open left	+\$0

For 54" wide (54), 60" wide (60), 66" wide (66), or 72" wide (72)

BC	30" file left, open right	+\$0
BD	open left, 30" file right	+\$0
BE	36" file left, open right	+\$0
BF	open left, 36" file right	+\$0

Step 6. Case/Front Material

For 48" wide (48) or 54" wide (54)

H	high-pressure laminate with thermoplastic edge A	+\$543
L	thermally-fused laminate with thermoplastic edge	+\$0

For 60" wide (60), 66" wide (66), or 72" wide (72)

H	high-pressure laminate with thermoplastic edge A	+\$543
L	thermally-fused laminate with thermoplastic edge	+\$0

Step 7. Top Material

For high-pressure laminate with thermoplastic edge (H) or thermally-fused laminate with thermoplastic edge (L)

02	³ / ₄ " thermally-fused laminate with thermoplastic edge	+\$0
06	1 ¹ / ₄ " high-pressure laminate with thermoplastic edge A	+\$185
08	1 ¹ / ₈ " high-pressure laminate with thermoplastic edge A	+\$185
11	³ / ₄ " high-pressure laminate with thermoplastic edge A	+\$185
NT	no top A	-\$12

Step 8. Pull Type

U	flush pull	+\$0
A	arc pull	+\$0
K	bar pull	+\$0

Step 9. Interior Drawer Material

M	metal	+\$0
----------	-------	------

Step 10. Case/Front Finish

For thermally-fused laminate with thermoplastic edge (L)

8Q	folkstone grey	+\$0
91	white	+\$0
98	studio white	+\$0
CL	cool grey neutral	+\$0
LU	soft white	+\$0
WL	sandstone	+\$0
WN	warm grey neutral	+\$0

For thermally-fused laminate with thermoplastic edge (L)

LBF	neutral twill	+\$0
LBJ	graphite twill	+\$0
LBQ	white twill	+\$0

Credenza - Open with File/Shelf

continued

For thermally-fused laminate with thermoplastic edge (L)

76	light brown walnut	+\$0
HM	natural maple	+\$0
HP	light anigre	+\$0
HX	aged cherry	+\$0
LBA	clear on ash	+\$0
LBR	phantom ecru	+\$0
LBS	phantom cocoa	+\$0
LBU	medium matte walnut	+\$0
LBV	warm grey teak	+\$0
LBB	oak on ash	+\$0
LBC	walnut on ash	+\$0

For high-pressure laminate with thermoplastic edge (H)

76	light brown walnut	+\$0
8Q	folkstone grey	+\$0
91	white	+\$0
98	studio white	+\$0
CL	cool grey neutral	+\$0
HF	inner tone light	+\$0
HM	natural maple	+\$0
HP	light anigre	+\$0
HX	aged cherry	+\$0
LBA	clear on ash	+\$0
LBB	oak on ash	+\$0
LBC	walnut on ash	+\$0
LBF	neutral twill	+\$0
LBJ	graphite twill	+\$0
LBQ	white twill	+\$0
LBR	phantom ecru A	+\$0
LBS	phantom cocoa A	+\$0
LBU	medium matte walnut A	+\$0
LBV	warm grey teak A	+\$0
LT	light tone	+\$0
LU	soft white	+\$0
OG	honey maple A	+\$0
WL	sandstone	+\$0
WN	warm grey neutral	+\$0

Step 11. Top/Edge Finish

For 3/4" thermally-fused laminate with thermoplastic edge (02)

8Q	folkstone grey	+\$0
91	white	+\$0
98	studio white	+\$0
CL	cool grey neutral	+\$0
LU	soft white	+\$0
WL	sandstone	+\$0
WN	warm grey neutral	+\$0

For 3/4" thermally-fused laminate with thermoplastic edge (02)

LBF	neutral twill	+\$0
LBJ	graphite twill	+\$0
LBQ	white twill	+\$0

For 3/4" thermally-fused laminate with thermoplastic edge (02)

76	light brown walnut	+\$0
HM	natural maple	+\$0
HP	light anigre	+\$0
HX	aged cherry	+\$0
LBA	clear on ash	+\$0
LBR	phantom ecru	+\$0
LBS	phantom cocoa	+\$0
LBU	medium matte walnut	+\$0
LBV	warm grey teak	+\$0
LBB	oak on ash	+\$0
LBC	walnut on ash	+\$0

Credenza - Open with File/Shelf

continued

Tu® Wood Storage

For 1¹/₄" high-pressure laminate with thermoplastic edge (06), 1¹/₈" high-pressure laminate with thermoplastic edge (08), or 3¹/₄" high-pressure laminate with thermoplastic edge (11)

76	light brown walnut	+\$0
8Q	folkstone grey	+\$0
91	white	+\$0
98	studio white	+\$0
CL	cool grey neutral	+\$0
HF	inner tone light	+\$0
HM	natural maple	+\$0
HP	light anigre	+\$0
HX	aged cherry	+\$0
LBA	clear on ash	+\$0
LBB	oak on ash	+\$0
LBC	walnut on ash	+\$0
LBF	neutral twill	+\$0
LBJ	graphite twill	+\$0
LBQ	white twill	+\$0
LBR	phantom ecru A	+\$0
LBS	phantom cocoa A	+\$0
LBU	medium matte walnut A	+\$0
LBV	warm grey teak A	+\$0
LT	light tone	+\$0
LU	soft white	+\$0
OG	honey maple A	+\$0
WL	sandstone	+\$0
WN	warm grey neutral	+\$0

Step 12. Pull Finish

For arc pull (A)

NH	brushed nickel	+\$0
NK	black nickel	+\$0

Metallic Paint

For flush pull (U) or bar pull (K)

CN	metallic champagne A	+\$0
MS	metallic silver A	+\$0
SNA	satin aluminum A	+\$10
SNB	satin bronze A	+\$10
SNC	satin carbon A	+\$10

For flush pull (U) or bar pull (K)

BK	black A	+\$0
DB3	glacier A	+\$10
DN2	nightfall A	+\$10
DR1	canyon A	+\$10
OLF	olive A	+\$10

Smooth Paint

For flush pull (U) or bar pull (K)

8Q	folkstone grey A	+\$0
91	white A	+\$0
98	studio white A	+\$0
G1	graphite A	+\$0
WL	sandstone A	+\$0

Step 13. Foot Finish

For tube foot (5) or c-foot (9)

Metallic Paint

CN	metallic champagne A	+\$0
EH	metallic bronze A	+\$0
MS	metallic silver A	+\$0
SNA	satin aluminum A	+\$10
SNB	satin bronze A	+\$10
SNC	satin carbon A	+\$10

Sand Texture Paint

8Q	folkstone grey A	+\$0
91	white A	+\$0
98	studio white A	+\$0
BK	black A	+\$0
CL	cool grey neutral A	+\$0
G1	graphite A	+\$0
WL	sandstone A	+\$0
WN	warm grey neutral A	+\$0

Step 14. Counterweight

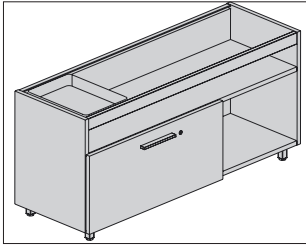
NO	no counterweight	+\$0
CB	counterweight	+\$73

Step 15. Lock

KA	keyed alike	+\$0
KC	keyed differently, chrome	+\$0
KD	keyed differently	+\$0

Credenza - Catch Resident

L2CD.



Product Information

Description

This credenza provides open storage with drawer and has an open top with sliding tray. It has an all-laminate or veneer case and front, 2"-high recessed base or 2"-high foot or base with fronts to floor, and 1" leveling glides.

Actual credenza depth is 16¹/₂" (16).

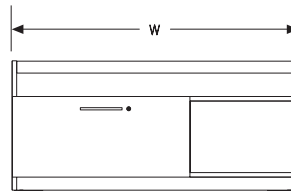
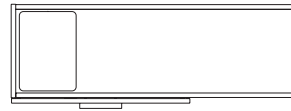
Actual credenza width is 35⁷/₈" (36) or 47³/₄" (48).

Actual credenza height is 22".

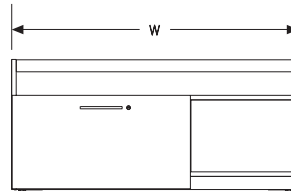
File drawers have full-extension slides and accommodate side-to-side letter filing. Specify optional file converter for front-to-back filing of letter or legal hanging files. Specify 2 file converters per drawer.

Dimensions

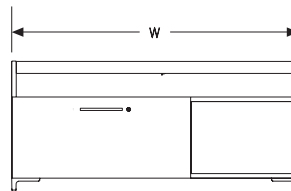
Tu® Wood Storage



Base



Base with fronts to floor



C-foot

Specification Information		
Step 1.		
L2CD.CR <input type="checkbox"/> A		
Step 2. Width		
36	36" wide	+\$2302
48	48" wide	+\$2561
Step 3. Depth		
16	16½" deep <input type="checkbox"/> A	+\$0
Step 4. Configuration		
<i>For 36" wide (36)</i>		
BN	18" wide drawer left open right	+\$82
BP	18" wide drawer right open left	+\$82
<i>For 48" wide (48)</i>		
BN	18" wide drawer left open right	+\$0
BP	18" wide drawer right open left	+\$0
BG	24" wide drawer left open right	+\$122
BH	24" wide drawer right open left	+\$122
BC	30" wide drawer left open right	+\$160
BD	30" wide drawer right open left	+\$160
Step 5. Base/Foot Height		
1	base	+\$0
3	base with fronts to floor	+\$20
9	c-foot	+\$206
Step 6. Case/Front Material		
L	thermally-fused laminate	+\$0
Step 7. Pull Type		
A	arc pull	+\$0
K	bar pull	+\$0
U	flush pull	+\$0
Step 8. Drawer Material		
M	metal	+\$0

Step 9. Case/Front Finish		
8Q	folkstone grey	+\$0
91	white	+\$0
98	studio white	+\$0
CL	cool grey neutral	+\$0
LU	soft white	+\$0
WL	sandstone	+\$0
WN	warm grey neutral	+\$0
LBF	neutral twill	+\$0
LBJ	graphite twill	+\$0
LBQ	white twill	+\$0
76	light brown walnut	+\$0
HM	natural maple	+\$0
HP	light anigre	+\$0
HX	aged cherry	+\$0
LBA	clear on ash	+\$0
LBR	phantom ecru	+\$0
LBS	phantom cocoa	+\$0
LBU	medium matte walnut	+\$0
LBV	warm grey teak	+\$0
LBB	oak on ash	+\$0
LBC	walnut on ash	+\$0
Step 10. Rail/Tray Finish		
Metallic Paint		
CN	metallic champagne	+\$0
MS	metallic silver	+\$0
Sand Texture Paint		
BK	black	+\$0
Smooth Paint		
8Q	folkstone grey	+\$0
91	white	+\$0
98	studio white	+\$0
G1	graphite	+\$0
WL	sandstone	+\$0
Step 11. Pull Finish		
<i>For arc pull (A)</i>		
NH	brushed nickel	+\$0
NK	black nickel	+\$0

Credenza - Catch Resident *continued*

Metallic Paint		
<i>For bar pull (K) or flush pull (U)</i>		
CN	metallic champagne	+\$0
MS	metallic silver	+\$0
SNA	satin aluminum	+\$10
SNB	satin bronze	+\$10
SNC	satin carbon	+\$10

Sand Texture Paint		
<i>For bar pull (K) or flush pull (U)</i>		
BK	black	+\$0
DB3	glacier	+\$10
DN2	nightfall	+\$10
DR1	canyon	+\$10
OLF	olive	+\$10

Smooth Paint		
<i>For bar pull (K) or flush pull (U)</i>		
8Q	folkstone grey	+\$0
91	white	+\$0
98	studio white	+\$0
G1	graphite	+\$0
WL	sandstone	+\$0

Step 12. Foot Finish

For c-foot (9)

Metallic Paint		
CN	metallic champagne	+\$0
MS	metallic silver	+\$0
SNA	satin aluminum	+\$10
SNB	satin bronze	+\$10
SNC	satin carbon	+\$10

Sand Texture Paint		
BK	black	+\$0

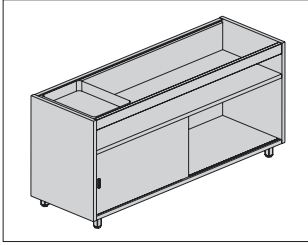
Smooth Paint		
8Q	folkstone grey	+\$0
91	white	+\$0
98	studio white	+\$0
G1	graphite	+\$0
WL	sandstone	+\$0

Step 13. Lock		
KA	keyed alike	+\$0
KC	keyed differently, chrome <input type="checkbox"/> A	+\$0
KD	keyed differently <input type="checkbox"/> A	+\$0

Tu® Wood Storage

Credenza - Catch Flex

L2CD.



Tu® Wood Storage

Product Information

Description

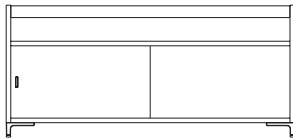
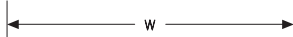

This credenza provides open storage with a sliding translucent acrylic door and sliding tray. It has an all-laminate or veneer case, 2"-high foot or casters, and 1" leveling glides.

Actual credenza depth is 13 1/2" (13) or 16 1/2" (16).


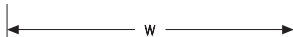
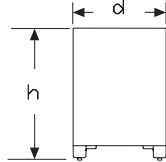
Actual credenza width is 35 7/8" (36) or 47 3/4" (48).

Actual credenza height is 22".

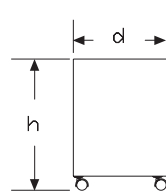
Dimensions



C-foot



Mobile



Specification Information

Step 1.

L2CD.CF A

Step 2. Width

36	36" wide	+\$2200
48	48" wide	+\$2501

Step 3. Depth

For 36" wide (36)

13	13 1/2" deep	+\$0
16	16 1/2" deep	+\$122

For 48" wide (48)

16	16 1/2" deep	+\$122
-----------	--------------	--------

Step 4. Base/Foot Height

7	caster	+\$36
9	c-foot	+\$206

Step 5. Configuration

For 36" wide (36)

AN	18" slide left open right	+\$0
-----------	---------------------------	------

For 48" wide (48)

AA	24" slide left open right	+\$0
-----------	---------------------------	------

Step 6. Pull Type

L	mini bar pull	+\$0
----------	---------------	------

Step 7. Case Material

L	thermally-fused laminate	+\$0
----------	--------------------------	------

Step 8. Front Material

T	acrylic	+\$0
----------	---------	------

Step 9. Case Finish		
8Q	folkstone grey	+\$0
91	white	+\$0
98	studio white	+\$0
CL	cool grey neutral	+\$0
LU	soft white	+\$0
WL	sandstone	+\$0
WN	warm grey neutral	+\$0
LBF	neutral twill	+\$0
LBJ	graphite twill	+\$0
LBQ	white twill	+\$0
76	light brown walnut	+\$0
HM	natural maple	+\$0
HP	light anigre	+\$0
HX	aged cherry	+\$0
LBA	clear on ash	+\$0
LBR	phantom ecru	+\$0
LBS	phantom cocoa	+\$0
LBU	medium matte walnut	+\$0
LBV	warm grey teak	+\$0
LBB	oak on ash	+\$0
LBC	walnut on ash	+\$0

Step 10. Front Finish		
J9	opal frosted	+\$0

Step 11. Rail/Tray Finish

Metallic Paint		
CN	metallic champagne	+\$0
MS	metallic silver	+\$0
SNA	satin aluminum	+\$10
SNB	satin bronze	+\$10
SNC	satin carbon	+\$10

Sand Texture Paint		
BK	black	+\$0

Smooth Paint		
8Q	folkstone grey	+\$0
91	white	+\$0
98	studio white	+\$0
G1	graphite	+\$0
WL	sandstone leg with sandstone foot	+\$0

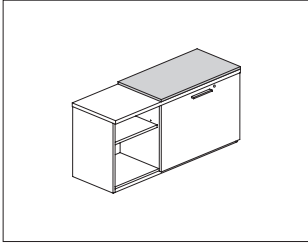
Step 12. Pull Finish		
8Q	folkstone grey	+\$0
91	white	+\$0
AN	clear anodized aluminum	+\$0
CN	metallic champagne	+\$0
G1	graphite	+\$0
WL	sandstone	+\$0

Step 13. Foot Finish
For c-foot (9)

Metallic Paint		
CN	metallic champagne	+\$0
MS	metallic silver	+\$0
SNA	satin aluminum	+\$10
SNB	satin bronze	+\$10
SNC	satin carbon	+\$10

Sand Texture Paint		
BK	black	+\$0

Smooth Paint		
8Q	folkstone grey	+\$0
91	white	+\$0
98	studio white	+\$0
G1	graphite	+\$0
WL	sandstone	+\$0



Tu® Wood Storage

Product Information

Description

This 1" cushion top attaches to the top of a Tu Wood credenza to provide temporary guest seating. Attachment hardware included.

Notes

For use with credenza, open (L2CD.OP), credenza, open with box/file (L2CD.BF), or credenza, open with file/shelf (L2CD.OF).

Match cushion depth to credenza depth.

When using 2 12½" deep credenzas back-to-back, specify 1 25" deep cushion.

When using 2 16½" deep credenzas back-to-back, specify 1 33" deep cushion.

See planning guide for additional applications.

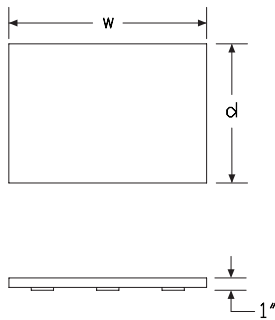
Cushion top accepts Customer's Own Material (COM). Yardage is estimated for nondirectional 54"-wide fabrics.

Depth—Yardage

- 12—0.61
- 16—0.72
- 25—0.97
- 33—1.23

For information on multiple quantities or directional fabrics, contact COM Department. See Order Information in Appendices.

Dimensions



Specification Information

Step 1.

LSC.CD

Step 2. Height

1 1" high

Step 3. Depth

- 12** 12.5" deep
- 16** 16.5" deep
- 25** 25" deep
- 33** 33" deep

Step 4. Width

- 18** 18" wide
- 24** 24" wide
- 30** 30" wide
- 36** 36" wide

Prices for Steps 1-4.

		18	24	30	36
LSC.CD	1	\$258	276	336	351
	12				
	16	\$289	347	367	397
	25	\$332	446	496	508
	33	\$380	509	545	595

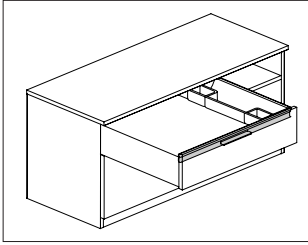
Cushion Top for Credenzas

continued

Step 5. Cushion Top Fabric	
Price Category 1	+\$0
Price Category 2	+\$128
Price Category (Geiger) 2	+\$0
Price Category 3	+\$154
Price Category 4	+\$190
Price Category 5	+\$211
Price Category (Geiger) 5	+\$203
Price Category (Geiger) 6	+\$226
Price Category 7	+\$258
Price Category (Geiger) 7	+\$247
Price Category 8	+\$492
Price Category (Geiger) 8	+\$492
Price Category 9	+\$1778
Price Category 10	+\$1260
Price Category (Geiger) 10	+\$1722
Price Category B	+\$89
Price Category C	+\$122
Price Category D	+\$0
Price Category E	+\$187
Price Category F	+\$241
Price Category G	+\$314
Price Category H	+\$382
Price Category I	+\$449
Price Category J	+\$516
Price Category L	+\$422
Price Category M	+\$466
Price Category X	+\$929
Price Category Y	+\$977

Side-To-Side Filing Rail,
Credenza Drawer

L2902.



Tu® Wood Storage

Product Information

Description

This rail will hold a utility tray when installed in a laminate credenza metal box drawer. Package contains 1 rail.

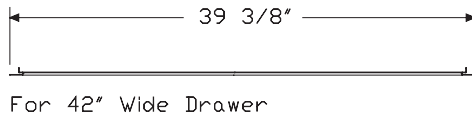
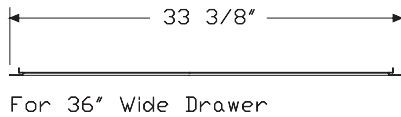
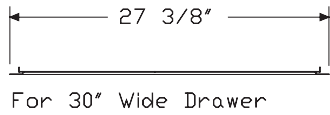
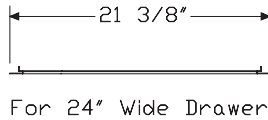
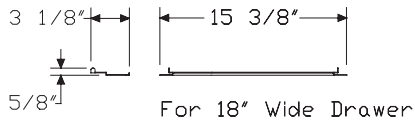
Notes

Specify 1 rail per each credenza box drawer.

This rail can be used in box drawer of a laminate credenza, open with box/file (L2CD.BF) to suspend a utility tray front to back of drawer.

Order utility tray (L2UT.) separately.

Dimensions



Specification Information

Step 1.

L2902. A

Step 2. Width

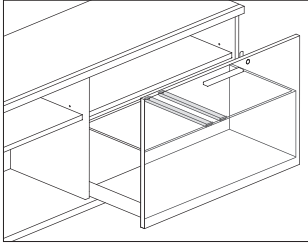
- 18** for 18"-wide credenza box drawer A
- 24** for 24"-wide credenza box drawer A
- 30** for 30"-wide credenza box drawer A
- 36** for 36"-wide credenza box drawer A
- 42** for 42"-wide credenza box drawer A

Prices for Steps 1-2.

L2902. 18	\$32
24	\$34
30	\$42
36	\$45
42	\$49

File Rail

L29P.



Product Information

Description

This file rail provides the capability to file front-to-back in a file/file extended width pedestal or credenza file drawer. Finish is black. Rails are individually packaged.

Notes

Specify 1 rail for each row of front-to-back files to be supported.

Dimensions

Specification Information

Step 1.

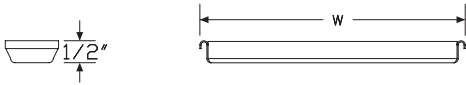
L29P. A

Step 2. Depth

15 front to back file rail A

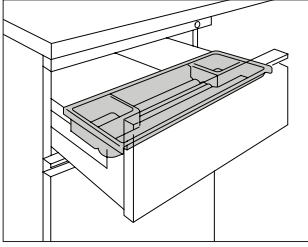
Prices for Steps 1-2.

L29P. 15 **\$20**



Utility Tray Pedestal

L2UT.



Tu® Wood Storage

Product Information

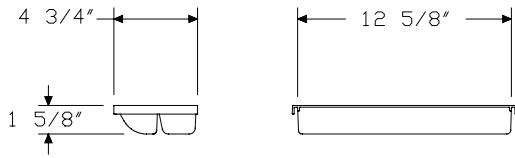
Description

This plastic tray provides storage for pencils and other small items in a pedestal or credenza box drawer. It hangs side-to-side on pedestal drawer and front-to-back on credenza drawer. Finish is black umber.

Notes

To install tray front-to-back in the box drawer of credenza, order side-to-side filing rail (L2902.) separately.

Dimensions



Specification Information

Step 1.

L2UT. A

Step 2. Drawer

906 15" metal drawer A

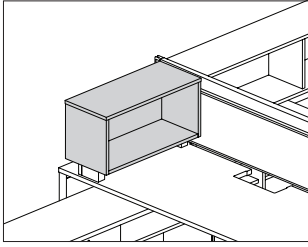
924 15" wood drawer A

Prices for Steps 1-2.

L2UT.	906	\$39
	924	\$39

Work Surface Cubby

L2WC.



Product Information

Description

This all laminate or veneer cubby attaches to stanchions, sits atop a work surface and provides open storage. The inbound stanchion attaches to the underside of the surface.

Notes

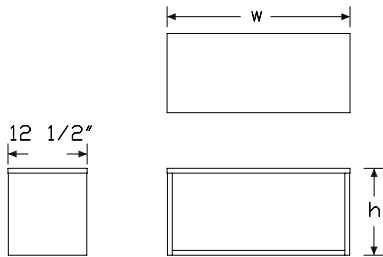
Perpendicular application only.

Order stanchion kit (LSS.WS) separately.

Order optional accessories separately:

- Tackboard (LLCT.)
- Whiteboard (LLCW.)
- Magnet board (LLCM.)

Dimensions



Specification Information

Step 1.

L2WC. A

Step 2. Height

09 9.75" high A

13 13.75" high A

Step 3. Width

24 24" wide A

30 30" wide A

Step 4. Depth

12 12.5" deep A

Step 5. Material

L thermally-fused laminate A

Prices for Steps 1-5.

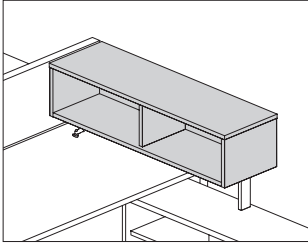
	12L
L2WC. 09 24	\$1112
30	\$1186
13 24	\$1260
30	\$1333

Step 6. Case Finish

8Q	folkstone grey <input type="checkbox"/> A	+\$0
91	white <input type="checkbox"/> A	+\$0
98	studio white <input type="checkbox"/> A	+\$0
CL	cool grey neutral <input type="checkbox"/> A	+\$0
LU	soft white <input type="checkbox"/> A	+\$0
WL	sandstone <input type="checkbox"/> A	+\$0
WN	warm grey neutral <input type="checkbox"/> A	+\$0
LBF	neutral twill <input type="checkbox"/> A	+\$0
LBJ	graphite twill <input type="checkbox"/> A	+\$0
LBQ	white twill <input type="checkbox"/> A	+\$0
76	light brown walnut <input type="checkbox"/> A	+\$0
HM	natural maple <input type="checkbox"/> A	+\$0
HP	light anigre <input type="checkbox"/> A	+\$0
HX	aged cherry <input type="checkbox"/> A	+\$0
LBA	clear on ash <input type="checkbox"/> A	+\$0
LBR	phantom ecru <input type="checkbox"/> A	+\$0
LBS	phantom cocoa <input type="checkbox"/> A	+\$0
LBU	medium matte walnut <input type="checkbox"/> A	+\$0
LBV	warm grey teak <input type="checkbox"/> A	+\$0
LBB	oak on ash <input type="checkbox"/> A	+\$0
LBC	walnut on ash <input type="checkbox"/> A	+\$0

Individual Cubby

L2EC.



Tu® Wood Storage

Product Information

Description

This all laminate or veneer cubby attaches to stanchions and provides open storage accessible from 1 side of the cubby. The inbound stanchion either sits on top of a work surface and attaches to the underside of the surface, or attaches to a Layout Studio® performance rail. The outbound stanchion rests on top of a 22"-high Tu® Wood credenza.

Notes

Surface-attached cubby cannot be used on a Layout Studio sliding surface.

Order stanchion kit for surface attachment (LSS.) or Layout Studio performance rail attachment (L2SS.) separately.

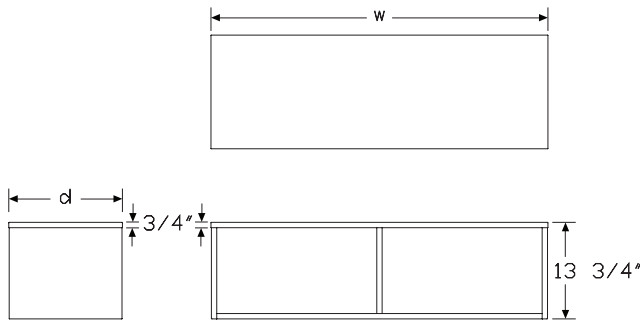
Can be used only in perpendicular application.

Order optional accessories separately:

- Tackboard (LLCT.)
- Whiteboard (LLCW.)
- Magnet board (LLCM.)

See Tu Wood Planning Guide for specific guidelines.

Dimensions



Specification Information

Step 1.

L2EC.

Step 2. Attachment

R Layout Studio performance rail attachment
S surface attachment

Step 3. Height

09 9.75" high
13 13.75" high

Step 4. Width

For Layout Studio performance rail attachment (R)

36 36" wide
42 42" wide
48 48" wide

For surface attachment (S)

48 48" wide
60 60" wide

Step 5. Depth

12 12 1/2" deep

Step 6. Surface Material

For 36" wide (36)

L thermally-fused laminate

For 48" wide (48) or 42" wide (42)

L thermally-fused laminate

For 60" wide (60)

L thermally-fused laminate

Prices for Steps 1-6.

			3612L	4212L	6012L	4812L
L2EC.	R	09	\$1260	1333	—	1408
		13	\$1333	1408	—	1481
	S	09	—	—	\$1555	1408
		13	—	—	\$1629	1481

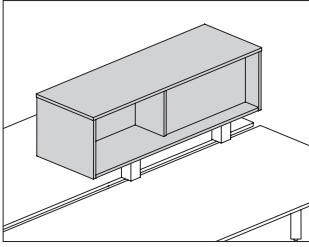
Individual Cubby *continued*

Step 7. Case Finish

8Q	folkstone grey	+\$0
91	white	+\$0
98	studio white	+\$0
CL	cool grey neutral	+\$0
LU	soft white	+\$0
WL	sandstone	+\$0
WN	warm grey neutral	+\$0
LBF	neutral twill	+\$0
LBJ	graphite twill	+\$0
LBQ	white twill	+\$0
76	light brown walnut	+\$0
HM	natural maple	+\$0
HP	light anigre	+\$0
HX	aged cherry	+\$0
LBA	clear on ash	+\$0
LBR	phantom ecru	+\$0
LBS	phantom cocoa	+\$0
LBU	medium matte walnut	+\$0
LBV	warm grey teak	+\$0
LBB	oak on ash	+\$0
LBC	walnut on ash	+\$0

Shared Cubby

L2EY.



Tu® Wood Storage

Product Information

Description

This all-laminate or veneer cubby has alternate-facing openings to provide storage to workers on both sides of the unit, either across from each other or side-by-side. Cubby is mounted using stanchions which are specified separately.

Notes

12½"-deep cubby used in a parallel application will attach to Layout Studio® beams. Single cubby requires 1 end stanchion kit (LSS.SE). Multiple cubbies will require the end stanchion kit, along with a shared stanchion (LSS.SM) wherever 2 cubbies meet.

12½"-deep cubby used in a perpendicular application will attach to the back edge of a work surface on one end of the cubby and rest on top of a 22"-high credenza on the other end of the cubby. Specify 1 credenza/work surface mounted stanchion kit (LSS.CD) for each cubby.

16"-deep cubby is 12" deep on half and 3" deep on the other half.

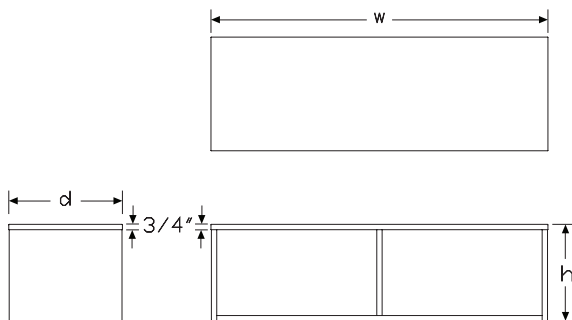
Only attaches to Layout Studio performance rail. To attach to performance rail, order stanchion kits (L2SS.) separately.

For 16" deep cubby, 24"-wide and 30"-wide cubbies can only be used in a parallel application. 36"-72" wide cubbies can be used in either a parallel or perpendicular application.

To cover interior septum on 1 side of 16"D×13½"H cubby (L2EY.

x1613xx) with a painted insert, order insert (LLCM.Z13xxP) separately. See Tu Wood Planning Guide for specific guidelines.

Dimensions



Specification Information

Step 1.

L2EY.

Step 2. Attachment

- B** parallel application, Layout Studio beam attachment
- S** perpendicular application, surface attachment
- R** Layout Studio performance rail attachment

Step 3. Depth

For parallel application, Layout Studio beam attachment (B) or perpendicular application, surface attachment (S)

12 12.5" deep

For Layout Studio performance rail attachment (R)

16 16" deep

Step 4. Height

For 12.5" deep (12)

09 9.75" high

13 13.75" high

For 16" deep (16)

13 13.75" high

Step 5. Width

For Layout Studio performance rail attachment (R)

24 24" wide

30 30" wide

36 36" wide

42 42" wide

48 48" wide

For perpendicular application, surface attachment (S)

48 48" wide

60 60" wide

For parallel application, Layout Studio beam attachment (B)

36 36" wide

42 42" wide

48 48" wide

60 60" wide

72 72" wide

Shared Cubby *continued*

Step 6. Position

L	opening left
R	opening right

Step 7. Surface Material

For 24" wide (24), 36" wide (36), or 30" wide (30)

L	thermally-fused laminate
----------	--------------------------

For 48" wide (48) or 42" wide (42)

L	thermally-fused laminate
----------	--------------------------

For 60" wide (60)

L	thermally-fused laminate
----------	--------------------------

For 72" wide (72)

L	thermally-fused laminate
----------	--------------------------

Prices for Steps 1-7.

		0936LL	0936RL	0942LL	0942RL	0960LL	0960RL
L2EY, B 12		\$1177	1177	1322	1322	1566	1566
S 12		—	—	—	—	\$1566	1566

		0948LL	0948RL	0972LL	0972RL	1324LL	1324RL
L2EY, B 12		\$1385	1385	1748	1748	—	—
S 12		\$1397	1397	—	—	—	—
R 16		—	—	—	—	\$1180	1168

		1330LL	1330RL	1336LL	1336RL	1342LL	1342RL
L2EY, B 12		—	—	\$1242	1242	1388	1388
R 16		\$1326	1313	1471	1471	1621	1621

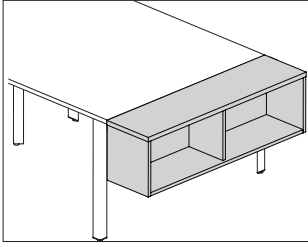
		1360LL	1360RL	1348LL	1348RL	1372LL	1372RL
L2EY, B 12		\$1631	1631	1451	1451	1831	1831
S 12		\$1631	1647	1462	1462	—	—
R 16		—	—	\$1767	1767	—	—

Step 8. Case Finish

8Q	folkstone grey	+\$0
91	white	+\$0
98	studio white	+\$0
CL	cool grey neutral	+\$0
LU	soft white	+\$0
WL	sandstone	+\$0
WN	warm grey neutral	+\$0
LBF	neutral twill	+\$0
LBJ	graphite twill	+\$0
LBQ	white twill	+\$0
76	light brown walnut	+\$0
HM	natural maple	+\$0
HP	light anigre	+\$0
HX	aged cherry	+\$0
LBA	clear on ash	+\$0
LBR	phantom ecru	+\$0
LBS	phantom cocoa	+\$0
LBU	medium matte walnut	+\$0
LBV	warm grey teak	+\$0
LBB	oak on ash	+\$0
LBC	walnut on ash	+\$0

Suspended End Cubby

L2ES.



Tu® Wood Storage

Product Information

Description

This all laminate or veneer cubby attaches to the outside of a Layout Studio® double desk end leg and provides open storage. The top of the cubby aligns with the adjacent surface(s). Each cubby has a center divider.

Notes

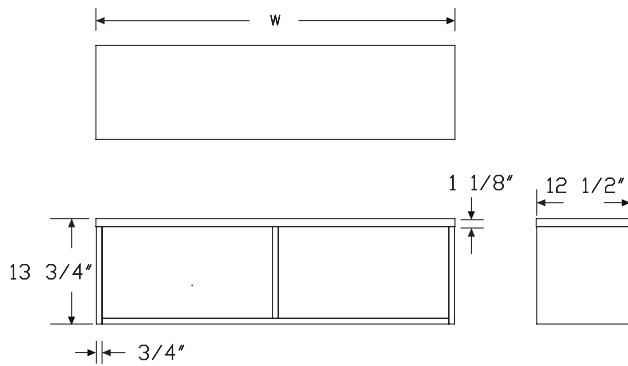
Specify cubby width to match depth of leg to which it will attach.

Order hardware kit (LSH.B) separately.

Grain direction is vertical on front and sides, and horizontal on top and back. Vertical grain direction on the top is available via Made-to-Measure or the Vary Easy Program.

See Tu Wood Planning Guide for specific guidelines.

Dimensions



Specification Information

Step 1.

L2ES.

Step 2. Application

B suspended below surface

Step 3. Height

13 13.75" high

Step 4. Width

48 48" wide

60 60" wide

Step 5. Depth

12 12.5" deep

Step 6. Surface Material

For 48" wide (48)

L thermally-fused laminate

For 60" wide (60)

L thermally-fused laminate

Prices for Steps 1-6.

	4812L	6012L
L2ES. B 13	\$1471	1621

Step 7. Top Finish

Solid-Color Laminate

8Q	folkstone grey	+\$0
91	white	+\$0
98	studio white	+\$0
CL	cool grey neutral	+\$0
LU	soft white	+\$0
WL	sandstone	+\$0
WN	warm grey neutral	+\$0

Twill Laminate

LBF	neutral twill	+\$0
LBJ	graphite twill	+\$0
LBQ	white twill	+\$0

Suspended End Cubby *continued*

Wood-Grain Laminate		
76	light brown walnut	+\$0
HM	natural maple	+\$0
HP	light anigre	+\$0
HX	aged cherry	+\$0
LBA	clear on ash	+\$0
LBR	phantom ecru	+\$0
LBS	phantom cocoa	+\$0
LBU	medium matte walnut	+\$0
LBV	warm grey teak	+\$0
LBB	oak on ash	+\$0
LBC	walnut on ash	+\$0

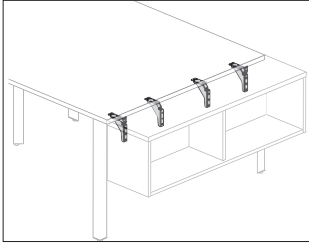
Step 8. Case Finish

Solid-Color Laminate		
8Q	folkstone grey	+\$0
91	white	+\$0
98	studio white	+\$0
CL	cool grey neutral	+\$0
LU	soft white	+\$0
WL	sandstone	+\$0
WN	warm grey neutral	+\$0

Twill Laminate		
LBF	neutral twill	+\$0
LBJ	graphite twill	+\$0
LBQ	white twill	+\$0

Wood-Grain Laminate		
76	light brown walnut	+\$0
HM	natural maple	+\$0
HP	light anigre	+\$0
HX	aged cherry	+\$0
LBA	clear on ash	+\$0
LBR	phantom ecru	+\$0
LBS	phantom cocoa	+\$0
LBU	medium matte walnut	+\$0
LBV	warm grey teak	+\$0
LBB	oak on ash	+\$0
LBC	walnut on ash	+\$0

Suspended End Cubby Hardware Kit LSH.



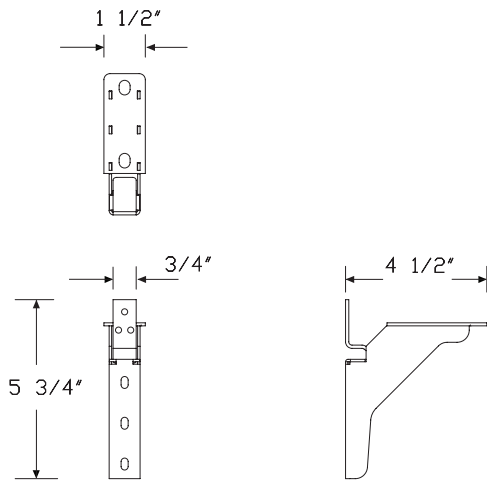
Tu® Wood Storage

Product Information

Description
This hardware kit attaches a suspended end cubby to the outside of a Layout Studio® double desk end leg.

Notes
Order suspended end cubby (L2ES.B) separately.
See Tu Wood Planning Guide for specific guidelines.

Dimensions



Specification Information

Step 1.

LSH. A

Step 2. Application

B suspended below surface A

Prices for Steps 1-2.

LSH. B \$491

Step 3. Finish

Metallic Paint

SNA	satin aluminum <input type="checkbox"/> A	+\$10
SNB	satin bronze <input type="checkbox"/> A	+\$10
SNC	satin carbon <input type="checkbox"/> A	+\$10
MS	metallic silver <input type="checkbox"/> A	+\$0

Sand Texture Paint

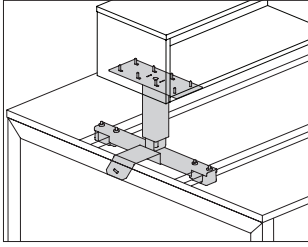
91	white <input type="checkbox"/> A	+\$0
BK	black <input type="checkbox"/> A	+\$0
G1	graphite <input type="checkbox"/> A	+\$0

Smooth Paint

98	studio white <input type="checkbox"/> A	+\$0
-----------	---	------

Stanchion Kit

LSS.



Product Information

Description

These stanchions elevate and support the laminate work surface cubby, individual cubby, and shared cubby. The shared mount kit has 1 shared stanchion, and the other kits have 2 stanchions. Attachment hardware included.

Notes

Specify cubby separately.

For use with laminate work surface cubby (L2WC.), specify work surface mounted stanchion (LSS.WS).

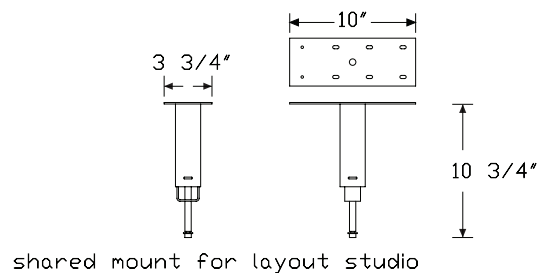
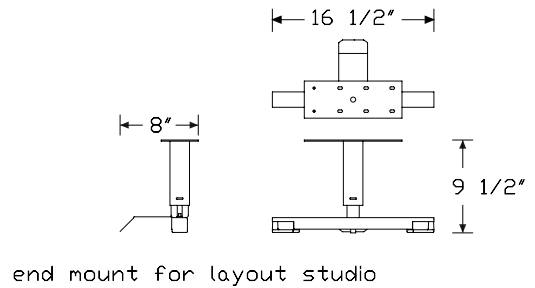
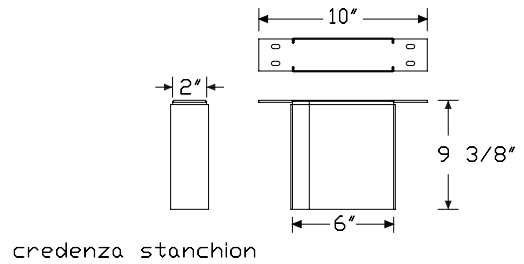
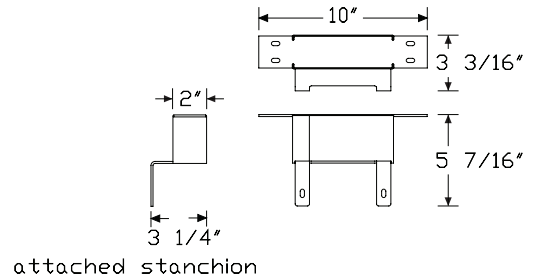
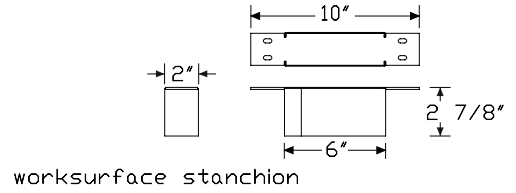
For use with individual cubby (L2EC.), specify credenza/work surface mounted stanchion (LSS.CD). The tall outbound stanchion has 1" of adjustability.

The inbound stanchion included in each kit attaches to the underside of the work surface.

For use in Layout Studio® non-rail applications, specify end mount kit (LSS.SE) and the correct number of shared mount kits (LSS.SM) for the number of cubbies to be used.

See Tu Wood Planning Guide for specific guidelines.

Dimensions



Specification Information

Step 1.

LSS.

Step 2. Width

- SM** shared mount for layout studio
- WS** work surface mounted
- CD** credenza/work surface mounted
- SE** end mount for layout studio

Prices for Steps 1-2.

LSS.	SM	\$433
	WS	\$486
	CD	\$581
	SE	\$978

Step 3. Finish

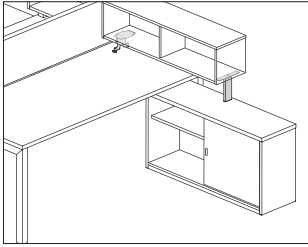
Metallic Paint

SNA	satin aluminum	+\$10
SNB	satin bronze	+\$10
SNC	satin carbon	+\$10
MS	metallic silver	+\$0

Sand Texture Paint

91	white	+\$0
BK	black	+\$0
G1	graphite	+\$0

Stanchion Kit, Performance Rail L2SS.



Product Information

Description

These stanchions elevate and support the shared cubby and individual cubby when attaching to a Layout Studio® performance rail. The center application kit has 1 stanchion, and the perpendicular application kit has 2 stanchions. Attachment hardware included.

Notes

Specify cubby (L2EY., L2EC.) separately.

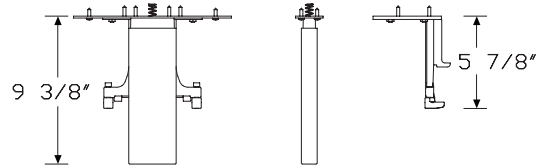
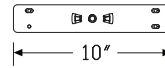
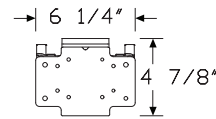
The center application, rail-attached end stanchion (CE) supports 1 end of a single cubby.

The center application, rail-attached shared stanchion (CS) supports the end of 2 cubbies that are placed side-by-side.

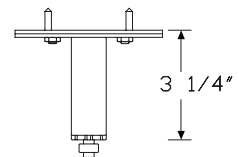
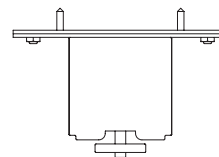
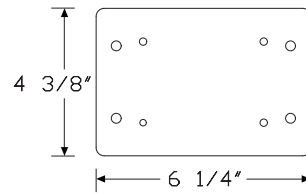
The perpendicular application, rail and credenza supported stanchion kit (PRC) supports both ends of a cubby when placed perpendicular to a bench.

See Tu Wood Planning Guide for specific guidelines.

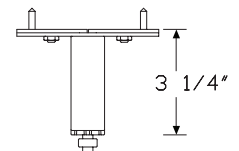
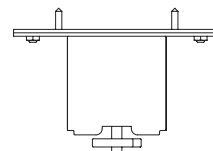
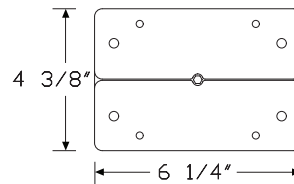
Dimensions



Perpendicular Rail and Credenza Support



End Center Rail



Shared Center Rail

Stanchion Kit, Performance Rail

continued

Tu® Wood Storage

Specification Information

Step 1.

L2SS.

Step 2. Application

- CE** center application, rail-attached, end
- CS** center application, rail-attached, shared
- PRC** perpendicular application, rail and credenza supported

Prices for Steps 1-2.

L2SS. CE	\$289
CS	\$296
PRC	\$753

Step 3. Finish

Metallic Paint

MS metallic silver	+\$0
---------------------------	------

Sand Texture Paint

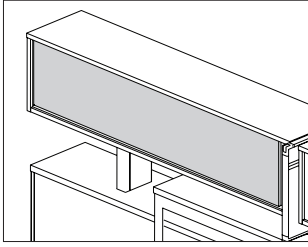
91 white	+\$0
BK black	+\$0
G1 graphite	+\$0

Smooth Paint

98 studio white	+\$0
------------------------	------

Cubby Tackboard

LLCT.



Product Information

Description

This tackboard attaches to the back side of a work surface cubby, individual cubby or shared cubby to provide a tackable surface. Attachment hardware included.

Notes

Specify tackboard width to match cubby width. Shared cubby tackboard is for 1 half of cubby.

All fabric is railroaded.

Tackboard accepts Customer's Own Material (COM). Yardage is estimated for nondirectional 54"-wide fabrics.

Width—Yardage

For work surface cubby (W):

24—0.90

30—1.10

For extended cubby (E):

48—1.63

60—2.00

For shared cubby (S):

16—0.75

19—0.85

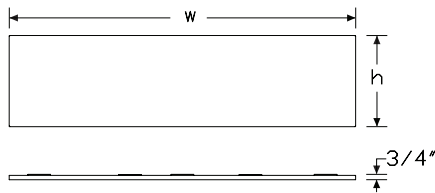
22—0.95

28—1.14

34—1.32

For information on multiple quantities or directional fabrics, contact COM Department. See Order Information in Appendices.

Dimensions



Specification Information

Step 1.

LLCT.

Step 2. Configuration

S shared cubby

W work surface cubby

E extended cubby

Step 3. Height

09 9.75" high

13 13.75" high

Step 4. Width

For work surface cubby (W)

24 24" wide

30 30" wide

For extended cubby (E)

48 48" wide

60 60" wide

For shared cubby (S)

16 36" wide

19 42" wide

22 48" wide

28 60" wide

34 72" wide

Prices for Steps 1-4.

		16	24	48	19	30	60
LLCT.	S 09	\$194	—	—	199	—	—
	13	\$210	—	—	213	—	—
	W 09	—	\$201	—	—	238	—
	13	—	\$217	—	—	252	—
	E 09	—	—	\$252	—	—	476
	13	—	—	\$283	—	—	502
					22	28	34
LLCT.	S 09				\$201	225	245
	13				\$217	238	261

Cubby Tackboard *continued*

Tu® Wood Storage

Step 5. Finish

For shared cubby (S) or work surface cubby (W)

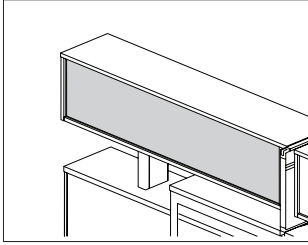
Price Category 1	+\$0
Price Category 2	+\$13
Price Category 3	+\$32
Price Category 4	+\$58
Price Category 5	+\$96
Price Category C	+\$0
Price Category F	+\$0

For extended cubby (E)

Price Category 1	+\$0
Price Category 2	+\$25
Price Category 3	+\$59
Price Category 4	+\$103
Price Category 5	+\$173
Price Category C	+\$0
Price Category F	+\$0

Cubby Whiteboard

LLCW.



Product Information

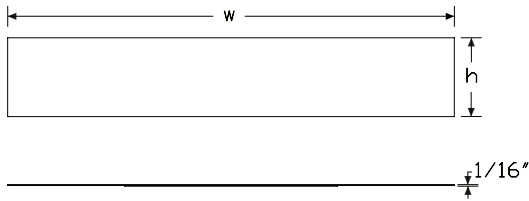
Description

This marker board attaches to the back side of a work surface cubby, individual cubby or shared cubby to provide a writing surface for dry-erase markers. Attachment hardware included.

Notes

Specify marker board width to match width of cubby. Marker board for shared cubby will cover 1 half width of the cubby.
Dry-erase markers not included.

Dimensions



Specification Information

Step 1.

LLCW.

Step 2. Configuration

- W** work surface cubby
- E** extended cubby
- S** shared cubby

Step 3. Height

- 09** 9.75" high
- 13** 13.75" high

Step 4. Width

For work surface cubby (W)

- 24** 24" wide
- 30** 30" wide

For extended cubby (E)

- 48** 48" wide
- 60** 60" wide

For shared cubby (S)

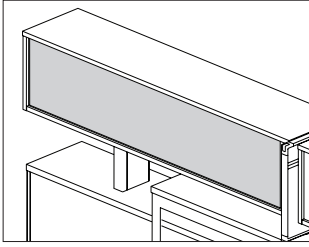
- 16** 36" wide
- 19** 42" wide
- 22** 48" wide
- 28** 60" wide
- 34** 72" wide

Prices for Steps 1-4.

		16	24	48	19	30	60
LLCW. W	09	—	\$193	—	—	217	—
	13	—	\$208	—	—	233	—
E	09	—	—	\$397	—	—	447
	13	—	—	\$414	—	—	464
S	09	\$186	—	—	189	—	—
	13	\$200	—	—	206	—	—
					22	28	34
LLCW. S	09				\$193	200	225
	13				\$208	225	242

Cubby Magnet Board

LLCM.



Tu® Wood Storage

Product Information

Description

This magnet board attaches to the back side of a work surface cubby, individual cubby or shared cubby to provide a place to hang paper by magnets. Attachment hardware included.

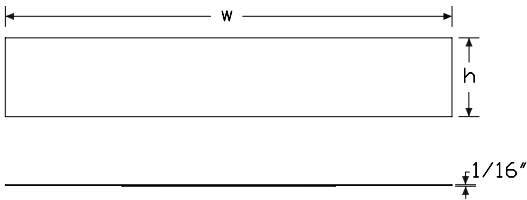
Notes

Specify magnet board width to match width of cubby. Shared cubby magnet board covers 1 half of cubby.

Magnets not included.

See Tu Wood Planning Guide for specific guidelines.

Dimensions



Specification Information

Step 1.

LLCM.

Step 2. Configuration

W work surface cubby
E extended cubby
S shared cubby

Step 3. Height

09 9.75" high
13 13.75" high

Step 4. Width

For work surface cubby (W)

24 24" wide
30 30" wide

For extended cubby (E)

48 48" wide
60 60" wide

For shared cubby (S)

16 36" wide
19 42" wide
22 48" wide
28 60" wide
34 72" wide

Prices for Steps 1-4.

		16	24	48	19	30	60
LLCM. W	09	—	\$169	—	—	189	—
	13	—	\$181	—	—	202	—
E	09	—	—	\$346	—	—	390
	13	—	—	\$362	—	—	403
S	09	\$164	—	—	167	—	—
	13	\$175	—	—	179	—	—
					22	28	34
LLCM. S	09				\$169	175	197
	13				\$181	197	211

Cubby Magnet Board *continued*

Step 5. Finish

Sand Texture Paint

91	white	+\$0
BK	black	+\$0
G1	graphite	+\$0

Smooth Paint

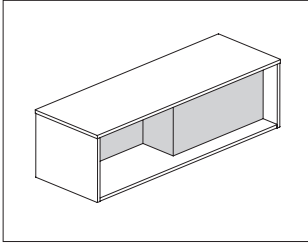
98	studio white	+\$0
-----------	--------------	------

Metallic Paint

SNA	satin aluminum	+\$10
SNB	satin bronze	+\$10
SNC	satin carbon	+\$10
MS	metallic silver	+\$0

Shared Cubby Insert

LLCM.



Tu® Wood Storage

Product Information

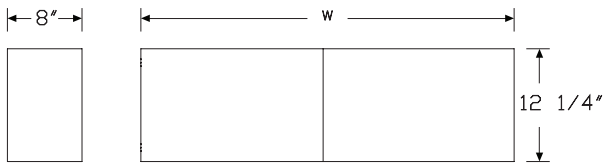
Description

This painted metal insert is placed inside a 16"-deep shared cubby to completely cover the laminate septum on 1 side of the cubby. Attachment hardware included.

Notes

To cover both sides of a shared cubby septum, specify 2 inserts.
Paint finish is smooth.

Dimensions



Specification Information

Step 1.

LLCM. A

Step 2. Type

Z 16" deep shared cubby insert A

Step 3. Height

13 13.75" high A

Step 4. Width

24 24" wide A

30 30" wide A

36 36" wide A

42 42" wide A

48 48" wide A

Step 5. Surface Material

P painted metal A

Prices for Steps 1-5.

		24P	30P	36P	42P	48P
LLCM.	Z 13	\$346	369	390	412	432

Step 6. Finish

Metallic Paint

CN metallic champagne A +\$0

MS metallic silver A +\$0

SNA satin aluminum A +\$10

SNB satin bronze A +\$10

SNC satin carbon A +\$10

Sand Texture Paint

BK black A +\$0

Smooth Paint

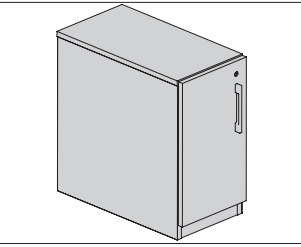
8Q folkstone grey A +\$0

91 white A +\$0

98 studio white A +\$0

G1 graphite A +\$0

WL sandstone A +\$0



Product Information

Description

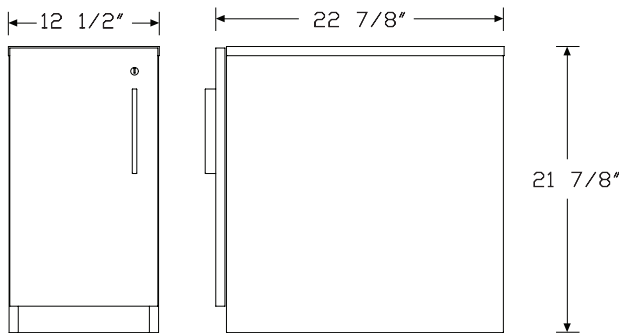
This personal tower-mini door is fully enclosed with single hinged door and provides storage for a variety of personal and work related items. Interior options include 1 removable shelf or no shelf. Door can be hinged left or right and comes with lock. The tower has an all-laminate or veneer case and front, 2" high recessed base, base with front to floor, or 2" high foot with 1" leveling glides.

Actual height is 21⁷/₈" (22).

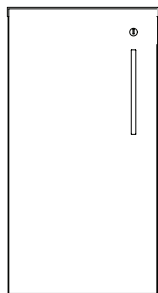
Actual width is 12¹/₂".

Actual depth is 22⁷/₈" (24).

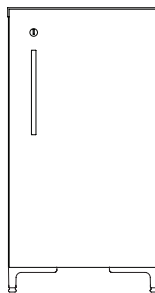
Dimensions



Base



Base with fronts to floor



C-foot

Specification Information

Step 1.

L2PD.

Step 2. Height

22 21⁷/₈" high +\$1192

Step 3. Width

13 12¹/₂" wide +\$0

Step 4. Depth

24 22⁷/₈" deep +\$43

Step 5. Base/Foot Height

1 base +\$0

3 base with fronts to floor **A** +\$19

9 c-foot **A** +\$188

Step 6. Hinge Location

For base (1) or c-foot (9)

ND no door +\$0

DL door hinged left +\$81

DR door hinged right +\$81

For base with fronts to floor (3)

DL door hinged left +\$81

DR door hinged right +\$81

Step 7. Case/Top/Front Material

For no door (ND)

L thermally-fused laminate +\$0

For door hinged left (DL) or door hinged right (DR)

L thermally-fused laminate +\$0

Step 8. Pull Type

For door hinged left (DL) or door hinged right (DR)

A arc pull +\$0

K bar pull +\$0

U flush pull +\$0

Step 9. Interior

NS0 no interior -\$9

NS1 one shelf +\$0

Step 10. Case/Front/Top Finish

8Q	folkstone grey	+\$0
91	white	+\$0
98	studio white	+\$0
CL	cool grey neutral	+\$0
LU	soft white	+\$0
WL	sandstone	+\$0
WN	warm grey neutral	+\$0
LBF	neutral twill	+\$0
LBJ	graphite twill	+\$0
LBQ	white twill	+\$0
76	light brown walnut	+\$0
HM	natural maple	+\$0
HP	light anigre	+\$0
HX	aged cherry	+\$0
LBA	clear on ash	+\$0
LBR	phantom ecru	+\$0
LBS	phantom cocoa	+\$0
LBU	medium matte walnut	+\$0
LBV	warm grey teak	+\$0
LBB	oak on ash	+\$0
LBC	walnut on ash	+\$0

Step 11. Pull Finish

For arc pull (A)

NH	brushed nickel	+\$0
NK	black nickel	+\$0

Metallic Paint

For bar pull (K) or flush pull (U)

CN	metallic champagne	+\$0
MS	metallic silver	+\$0
SNA	satin aluminum	+\$10
SNB	satin bronze	+\$10
SNC	satin carbon	+\$10

Sand Texture Paint

For bar pull (K) or flush pull (U)

BK	black	+\$0
DB3	glacier	+\$10
DN2	nightfall	+\$10
DR1	canyon	+\$10
OLF	olive	+\$10

Smooth Paint

For bar pull (K) or flush pull (U)

8Q	folkstone grey	+\$0
91	white	+\$0
98	studio white	+\$0
G1	graphite	+\$0
WL	sandstone	+\$0

Step 12. Foot Finish

For c-foot (9)

Metallic Paint

CN	metallic champagne	+\$0
MS	metallic silver	+\$0
SNA	satin aluminum	+\$10
SNB	satin bronze	+\$10
SNC	satin carbon	+\$10

Sand Texture Paint

8Q	folkstone grey	+\$0
91	white	+\$0
98	studio white	+\$0
BK	black	+\$0
G1	graphite	+\$0
WN	warm grey neutral	+\$0

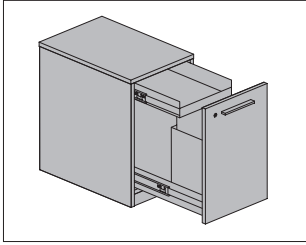
Step 13. Lock

For door hinged left (DL) or door hinged right (DR)

KA	keyed alike	+\$0
KC	keyed differently, chrome	+\$0
KD	keyed differently, black	+\$0

Personal Tower - Mini Storage/ Bag

L2PN.



Product Information

Description

This personal tower-mini drawer is fully enclosed with single pull-out door and provides storage for a variety of personal and work related items. Standard interior has area for bag storage and for files. Optional personal drawer provides additional storage of smaller items and can be specified with USB power. The tower has an all-laminate or veneer case and front, 2"-high recessed base or 2"-high foot or base with fronts to floor, and 1" leveling glides. Counterweight included.

Actual height is 21⁷/₈" (22) with base or base with fronts to floor.

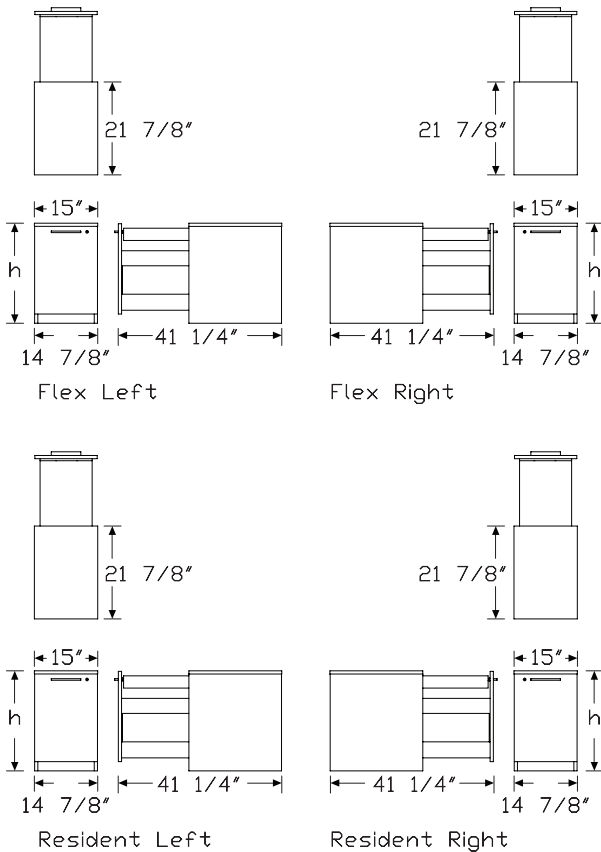
Actual width is 14⁷/₈" for laminate, 15" for metal.

Actual depth is 22⁷/₈" (24).

Notes

To provide USB power to the personal drawer, order USB module (LEE.200) separately.

Dimensions



Specification Information

Step 1.

L2PN.

Step 2. Height

22 21⁷/₈" high +\$1624

Step 3. Depth

24 23" deep +\$118

Step 4. Configuration/Open

NL no personal drawer open left +\$0
NR no personal drawer open right +\$0
PL personal drawer open left +\$366
PR personal drawer open right +\$366

Step 5. Base/Foot Height

1 base +\$0
3 base with fronts to floor +\$19
7 casters +\$47
9 c-foot +\$188

Step 6. Case/Top/Front Material

L thermally-fused laminate +\$0

Step 7. Pull Type

A arc pull +\$0
K bar pull +\$0
U flush pull +\$0

Step 8. Case/Front/Top Finish

Solid-Color Laminate

8Q folkstone grey +\$0
91 white +\$0
CL cool grey neutral +\$0
LU soft white +\$0
WL sandstone +\$0
WN warm grey neutral +\$0

Twill Laminate

LBF neutral twill +\$0
LBJ graphite twill +\$0
LBQ white twill +\$0

Personal Tower - Mini Storage/ Bag *continued*

Tu® Wood Storage

Wood-Grain Laminate		
76	light brown walnut	+\$0
HM	natural maple	+\$0
HP	light anigre	+\$0
HX	aged cherry	+\$0
LBA	clear on ash	+\$0
LBR	phantom ecru	+\$0
LBS	phantom cocoa	+\$0
LBU	medium matte walnut	+\$0
LBV	warm grey teak	+\$0
LBB	oak on ash	+\$0
LBC	walnut on ash	+\$0

Step 9. Pull Finish

Pull Finish		
<i>For arc pull (A)</i>		
NH	brushed nickel	+\$0
NK	black nickel	+\$0

Metallic Paint		
<i>For bar pull (K) or flush pull (U)</i>		
CN	metallic champagne	+\$0
MS	metallic silver	+\$0
SNA	satin aluminum	+\$10
SNB	satin bronze	+\$10
SNC	satin carbon	+\$10

Sand Texture Paint		
<i>For bar pull (K) or flush pull (U)</i>		
BK	black	+\$0
DB3	glacier	+\$10
DN2	nightfall	+\$10
DR1	canyon	+\$10
OLF	olive	+\$10

Smooth Paint		
<i>For bar pull (K) or flush pull (U)</i>		
8Q	folkstone grey	+\$0
91	white	+\$0
98	studio white	+\$0
G1	graphite	+\$0
WL	sandstone	+\$0

Step 10. Foot Finish

For c-foot (9)

Metallic Paint		
CN	metallic champagne	+\$0
MS	metallic silver	+\$0
SNA	satin aluminum	+\$10
SNB	satin bronze	+\$10
SNC	satin carbon	+\$10

Sand Texture Paint		
8Q	folkstone grey	+\$0
91	white	+\$0
98	studio white	+\$0
BK	black	+\$0
G1	graphite	+\$0
WL	sandstone	+\$0

Step 11. Interior Finish

Metallic Paint		
CN	metallic champagne	+\$0
MS	metallic silver	+\$0
SNA	satin aluminum	+\$10
SNB	satin bronze	+\$10
SNC	satin carbon	+\$10

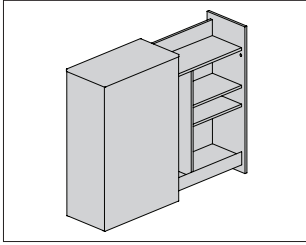
Sand Texture Paint		
8Q	folkstone grey	+\$0
91	white	+\$0
BK	black	+\$0
CL	cool grey neutral	+\$0
LU	soft white	+\$0
WL	sandstone	+\$0
WN	warm grey neutral	+\$0

Step 12. Lock

KA	keyed alike	+\$0
KC	keyed differently, chrome	+\$0
KD	keyed differently, black	+\$0

Personal Tower - Tall

L2PT.



Product Information

Description

This personal storage tower has a single pull-out door that provides storage for a variety of personal and work related items. Tower has laminate or veneer case and front.

Notes

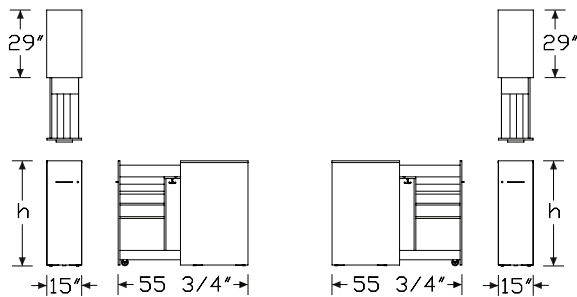
Resident option (RS) has a laminate wardrobe, laminate fixed shelf, and 1 laminate adjustable shelf.

Flex option (FX) has a laminate wardrobe, laminate fixed shelf, and steel cascading dividers with integrated pencil cup and file bin.

USB cutout option (PW1) provides access for a dual port USB 2.0 Type A low-voltage power module that is field installed into factory-cut holes in the inner structure. The cord for USB power is routed via field installed clips through the inside of the case, down the back wall and out through a field drilled hole on the side of the case. Order USB module (LEE.) separately.

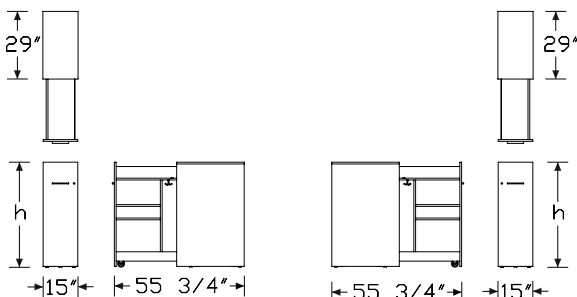
To use personal tower to support 1 end of a work surface, order Canvas attachment bracket (FV692) separately.

Dimensions



Flex Left

Flex Right



Resident Left

Resident Right

Specification Information

Step 1.

L2PT. A

Step 2. Height

42	42" high	+\$3444
46	46" high	+\$3572

Step 3. Depth

30	30" deep	+\$387
----	----------	--------

Step 4. Interior Configuration

RS	resident <input type="checkbox"/> A	+\$0
FX	flex <input type="checkbox"/> A	+\$274

Step 5. Open

L	left <input type="checkbox"/> A	+\$0
R	right <input type="checkbox"/> A	+\$0

Step 6. Case/Front Material

H	high-pressure laminate with thermoplastic edge <input type="checkbox"/> A	+\$835
L	thermally-fused laminate with thermoplastic edge	+\$0

Step 7. Pull Type

A	arc pull	+\$0
K	bar pull	+\$0
U	flush pull	+\$0

Step 8. Case/Front Finish

Solid-Color Laminate

For thermally-fused laminate with thermoplastic edge (L)

8Q	folkstone grey	+\$0
91	white	+\$0
98	studio white	+\$0
CL	cool grey neutral	+\$0
LU	soft white	+\$0
WL	sandstone	+\$0
WN	warm grey neutral	+\$0

Twill Laminate

For thermally-fused laminate with thermoplastic edge (L)

LBF	neutral twill	+\$0
LBJ	graphite twill	+\$0
LBQ	white twill	+\$0

Wood-Grain Laminate

For thermally-fused laminate with thermoplastic edge (L)

76	light brown walnut	+\$0
HM	natural maple	+\$0
HP	light anigre	+\$0
HX	aged cherry	+\$0
LBA	clear on ash	+\$0
LBU	medium matte walnut	+\$0
LBB	oak on ash	+\$0
LBC	walnut on ash	+\$0

For high-pressure laminate with thermoplastic edge (H)

76	light brown walnut	+\$0
8Q	folkstone grey	+\$0
91	white	+\$0
98	studio white	+\$0
CL	cool grey neutral	+\$0
HF	inner tone light	+\$0
HM	natural maple	+\$0
HP	light anigre	+\$0
HX	aged cherry	+\$0
LBA	clear on ash	+\$0
LBB	oak on ash	+\$0
LBC	walnut on ash	+\$0
LBF	neutral twill	+\$0
LBJ	graphite twill	+\$0
LBQ	white twill	+\$0
LBR	phantom ecru A	+\$0
LBS	phantom cocoa A	+\$0
LBU	medium matte walnut A	+\$0
LBV	warm grey teak A	+\$0
LT	light tone	+\$0
LU	soft white	+\$0
OG	honey maple A	+\$0
WL	sandstone	+\$0
WN	warm grey neutral	+\$0

Step 9. Pull Finish

For arc pull (A)

NH	brushed nickel	+\$0
NK	black nickel	+\$0

Metallic Paint

For bar pull (K) or flush pull (U)

CN	metallic champagne A	+\$0
MS	metallic silver A	+\$0

Sand Texture Paint

For bar pull (K) or flush pull (U)

BK	black A	+\$0
DB3	glacier A	+\$10
DN2	nightfall A	+\$10
DR1	canyon A	+\$10
OLF	olive A	+\$10

Smooth Paint

For bar pull (K) or flush pull (U)

8Q	folkstone grey A	+\$0
91	white A	+\$0
98	studio white A	+\$0
G1	graphite A	+\$0
WL	sandstone A	+\$0

Step 10. Interior Finish

8Q	folkstone grey A	+\$0
91	white A	+\$0
CL	cool grey neutral A	+\$0
LU	soft white A	+\$0
WL	sandstone A	+\$0
WN	warm grey neutral A	+\$0

Step 11. Power

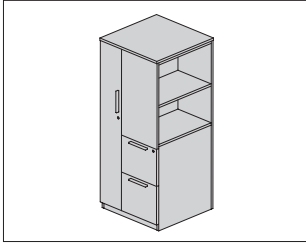
NNN	no cutout A	+\$0
PW1	with USB cutout A	+\$169

Step 12. Lock Option

KA	keyed alike	+\$0
KC	keyed differently, chrome	+\$0
KD	keyed differently, black	+\$0

Storage Tower

L2T.



Product Information

Description

This freestanding storage tower has a wardrobe on 1 side and a side-facing bookcase on the other side. Pedestal is located opposite of wardrobe. The tower is available in 5 heights, 2 widths, and 2 depths, and comes with or without top. The tower has a laminate or veneer case, applied metal pulls, a 2"-high recessed base, base with front to floor, or 2"-high foot with 1" leveling glides.

Actual tower widths are 23⁷/₈" (24) and 29⁷/₈" (30).

Actual tower depths are 23¹/₄" (24) and 29¹/₄" (30).

Side-facing bookcase is 14¹/₂" deep and 23¹/₄" wide. It includes adjustable shelves that adjust in 1" increments.

Pedestal is locking, with 1 lock securing all drawers. Drawers are available in a variety of box and file drawer combinations.

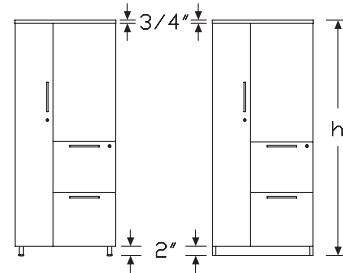
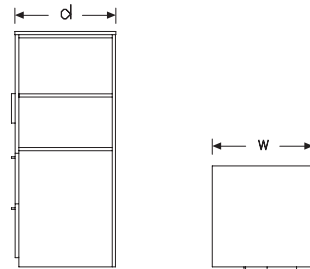
Notes

For use with Layout Studio® or Canvas Office Landscape®, specify 1¹/₈" thick top or 1¹/₄" thick top.

Dimensional illustration does not include all possible configurations.

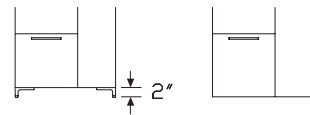
For keyed-alike locks, order lock plugs separately. See Keyed-Alike Information in appendices.

Dimensions



Foot Base

File/File, Wardrobe Left



C-Foot Base with Front to Floor

File/File, Wardrobe Right

Specification Information

Step 1.

L2T.S A

Step 2. Height

42	42" high	+\$3626
46	46" high	+\$3685
53	53" high A	+\$3749
57	57" high	+\$3811
68	68" high	+\$3934

Step 3. Width

24	24" wide	+\$0
30	30" wide	+\$155

Step 4. Depth

24	24" deep	+\$0
30	30" deep	+\$155

Step 5. Base/Foot Height

1	base	+\$0
3	base with fronts to floor A	+\$24
5	tube foot A	+\$146
9	c-foot	+\$188

Step 6. Configuration

BL	file/file, wardrobe left	+\$0
BR	file/file left, wardrobe right	+\$0
CL	box/box/file, wardrobe left	+\$192
CR	box/box/file, wardrobe right	+\$192

Step 7. Case/Front Material

For 42" high (42) or 46" high (46)

H	high-pressure laminate with thermoplastic edge A	+\$759
L	thermally-fused laminate with thermoplastic edge	+\$0

For 53" high (53) or 57" high (57)

H	high-pressure laminate with thermoplastic edge A	+\$759
L	thermally-fused laminate with thermoplastic edge	+\$0

For 68" high (68)

H	high-pressure laminate with thermoplastic edge A	+\$759
L	thermally-fused laminate with thermoplastic edge	+\$0

Step 8. Top Material

For high-pressure laminate with thermoplastic edge (H) or thermally-fused laminate with thermoplastic edge (L)

11	3/4" high-pressure laminate with thermoplastic edge A	+\$112
NT	no top	-\$12
02	3/4" thermally-fused laminate with thermoplastic edge	+\$0
08	1 1/8" high-pressure laminate with thermoplastic edge	+\$112
06	1 1/4" high-pressure laminate with thermoplastic edge	+\$112

Step 9. Pull Type

A	arc pull	+\$0
K	bar pull	+\$0
U	flush pull	+\$0

Step 10. Interior Drawer Material

M	metal	+\$0
----------	-------	------

Step 11. Case/Front Finish

Solid-Color Laminate

For thermally-fused laminate with thermoplastic edge (L)

8Q	folkstone grey	+\$0
91	white	+\$0
98	studio white	+\$0
CL	cool grey neutral	+\$0
LU	soft white	+\$0
WL	sandstone	+\$0
WN	warm grey neutral	+\$0

Twill Laminate

For thermally-fused laminate with thermoplastic edge (L)

LBF	neutral twill	+\$0
LBJ	graphite twill	+\$0
LBQ	white twill	+\$0

Wood-Grain Laminate

For thermally-fused laminate with thermoplastic edge (L)

76	light brown walnut	+\$0
HM	natural maple	+\$0
HP	light anigre	+\$0
HX	aged cherry	+\$0
LBA	clear on ash	+\$0
LBR	phantom ecru	+\$0
LBS	phantom cocoa	+\$0
LBU	medium matte walnut	+\$0
LBV	warm grey teak	+\$0
LBB	oak on ash	+\$0
LBC	walnut on ash	+\$0

For high-pressure laminate with thermoplastic edge (H)

76	light brown walnut	+\$0
8Q	folkstone grey	+\$0
91	white	+\$0
98	studio white	+\$0
CL	cool grey neutral	+\$0
HF	inner tone light	+\$0
HM	natural maple	+\$0
HP	light anigre	+\$0
HX	aged cherry	+\$0
LBA	clear on ash	+\$0
LBB	oak on ash	+\$0
LBC	walnut on ash	+\$0
LBF	neutral twill	+\$0
LBJ	graphite twill	+\$0
LBQ	white twill	+\$0
LBR	phantom ecru A	+\$0
LBS	phantom cocoa A	+\$0
LBU	medium matte walnut A	+\$0
LBV	warm grey teak A	+\$0
LT	light tone	+\$0
LU	soft white	+\$0
OG	honey maple A	+\$0
WL	sandstone	+\$0
WN	warm grey neutral	+\$0

Step 12. Top/Edge Finish

For 3/4" high-pressure laminate with thermoplastic edge (11), 3/4" thermally-fused laminate with thermoplastic edge (02), 1 1/8" high-pressure laminate with thermoplastic edge (08), or 1 1/4" high-pressure laminate with thermoplastic edge (06)

Solid-Color Laminate

8Q	folkstone grey	+\$0
91	white	+\$0
98	studio white	+\$0
CL	cool grey neutral	+\$0
LU	soft white	+\$0
WL	sandstone	+\$0
WN	warm grey neutral	+\$0

Twill Laminate

LBF	neutral twill	+\$0
LBJ	graphite twill	+\$0
LBQ	white twill	+\$0

Wood-Grain Laminate

76	light brown walnut	+\$0
HM	natural maple	+\$0
HP	light anigre	+\$0
HX	aged cherry	+\$0
LBA	clear on ash	+\$0
LBR	phantom ecru	+\$0
LBS	phantom cocoa	+\$0
LBU	medium matte walnut	+\$0
LBV	warm grey teak	+\$0
LBB	oak on ash	+\$0
LBC	walnut on ash	+\$0

Step 13. Pull Finish

For arc pull (A)

NH	brushed nickel	+\$0
NK	black nickel	+\$0

Metallic Paint

For bar pull (K) or flush pull (U)

CN	metallic champagne A	+\$0
MS	metallic silver A	+\$0
SNA	satin aluminum A	+\$10
SNB	satin bronze A	+\$10
SNC	satin carbon A	+\$10

Sand Texture Paint

For bar pull (K) or flush pull (U)

BK	black <input type="checkbox"/>	+\$0
DB3	glacier <input type="checkbox"/>	+\$10
DN2	nightfall <input type="checkbox"/>	+\$10
DR1	canyon <input type="checkbox"/>	+\$10
OLF	olive <input type="checkbox"/>	+\$10

Smooth Paint

For bar pull (K) or flush pull (U)

8Q	folkstone grey <input type="checkbox"/>	+\$0
91	white <input type="checkbox"/>	+\$0
98	studio white <input type="checkbox"/>	+\$0
G1	graphite <input type="checkbox"/>	+\$0
WL	sandstone <input type="checkbox"/>	+\$0

Step 14. Foot Finish

For tube foot (5) or c-foot (9)

Metallic Paint

CN	metallic champagne <input type="checkbox"/>	+\$0
MS	metallic silver <input type="checkbox"/>	+\$0
SNA	satin aluminum <input type="checkbox"/>	+\$10
SNB	satin bronze <input type="checkbox"/>	+\$10
SNC	satin carbon <input type="checkbox"/>	+\$10

Sand Texture Paint

BK	black <input type="checkbox"/>	+\$0
-----------	--------------------------------	------

Smooth Paint

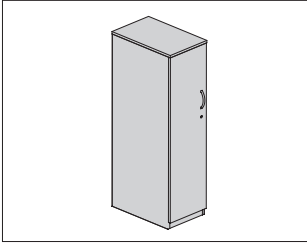
8Q	folkstone grey <input type="checkbox"/>	+\$0
91	white <input type="checkbox"/>	+\$0
98	studio white <input type="checkbox"/>	+\$0
CL	cool grey neutral <input type="checkbox"/>	+\$0
G1	graphite <input type="checkbox"/>	+\$0
WL	sandstone <input type="checkbox"/>	+\$0
WN	warm grey neutral <input type="checkbox"/>	+\$0

Step 15. Lock Option

KA	keyed alike	+\$0
KC	keyed differently, chrome	+\$0
KD	keyed differently, black	+\$0

Wardrobe Tower

L2WT.



Product Information

Description

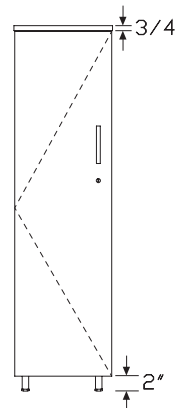
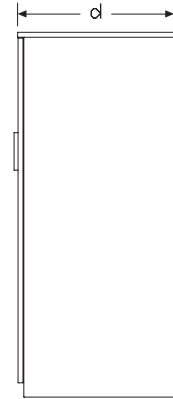

This wardrobe tower has a laminate case and front or veneer case and front with laminate or veneer top available in 3 thicknesses. Wardrobe comes in 8 heights, 3 widths, and 3 depths. Base options are 2"-high base, base with front to floor, 2"-high foot with 1" leveling glides, or c-foot. Interior has a coat rod or hook and 1 shelf. Door is single width and locking.

Notes

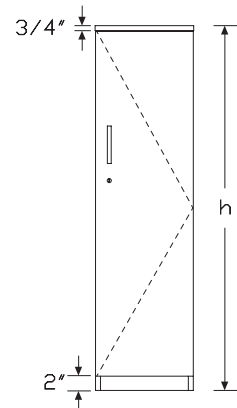
For use with Layout Studio® or Canvas Office Landscape®, specify 1 1/8" thick top or 1 1/4" thick top.

12" wide towers 57" high require the cases to be ganged or secured for stability.

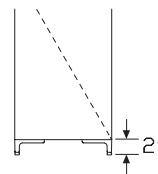
Dimensions



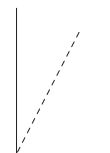
Left-Hinged Door Front with Foot



Right-Hinged Door Front with Base



Left-Hinged Door Front with C-Foot



Right-Hinged Door Front with Base with Front to Floor

Specification Information

Step 1.

L2WT. [A]

Step 2. Height

42	42" high	+\$1429
46	46" high	+\$1582
53	53" high [A]	+\$1638
57	57" high	+\$1735
64	64" high [A]	+\$1897
68	68" high [A]	+\$1990
75	75" high [A]	+\$2156
79	79" high [A]	+\$2249

Step 3. Width

12	12" wide	+\$0
15	15" wide	+\$103
18	18" wide [A]	+\$204

Step 4. Depth

For 42" high (42), 64" high (64), 68" high (68), 75" high (75), or 79" high (79)

20	20" deep	+\$0
24	24" deep	+\$121
30	30" deep	+\$234

For 46" high (46), 53" high (53), or 57" high (57)

24	24" deep	+\$121
30	30" deep	+\$234

Step 5. Base/Foot Height

1	base	+\$0
3	base with fronts to floor [A]	+\$19
5	tube foot [A]	+\$146
9	c-foot	+\$188

Step 6. Case Material

For 42" high (42) or 46" high (46)

H	high-pressure laminate with thermoplastic edge [A]	+\$466
L	thermally-fused laminate with thermoplastic edge	+\$0

For 53" high (53) or 57" high (57)

H	high-pressure laminate with thermoplastic edge [A]	+\$466
L	thermally-fused laminate with thermoplastic edge	+\$0

For 64" high (64) or 68" high (68)

H	high-pressure laminate with thermoplastic edge [A]	+\$516
L	thermally-fused laminate with thermoplastic edge	+\$0

For 75" high (75) or 79" high (79)

H	high-pressure laminate with thermoplastic edge [A]	+\$516
L	thermally-fused laminate with thermoplastic edge	+\$0

Step 7. Top Material

For high-pressure laminate with thermoplastic edge (H) or thermally-fused laminate with thermoplastic edge (L)

02	3/4" thermally-fused laminate with thermoplastic edge	+\$0
06	1 1/4" high-pressure laminate with thermoplastic edge [A]	+\$74
08	1 1/8" high-pressure laminate with thermoplastic edge [A]	+\$74
11	3/4" high-pressure laminate with thermoplastic edge [A]	+\$74
NT	no top	-\$12

Step 8. Hinge Location

L	left-hinged door	+\$0
R	right-hinged door	+\$0

Step 9. Pull Type

A	arc pull	+\$0
K	bar pull	+\$0
U	flush pull	+\$0

Step 10. Case/Front/Top Finish

Solid-Color Laminate

8Q	folkstone grey	+\$0
91	white	+\$0
98	studio white	+\$0
CL	cool grey neutral	+\$0
LU	soft white	+\$0
WL	sandstone	+\$0
WN	warm grey neutral	+\$0

Twill Laminate		
LBF	neutral twill	+\$0
LBJ	graphite twill	+\$0
LBQ	white twill	+\$0
76	light brown walnut	+\$0
HM	natural maple	+\$0
HP	light anigre	+\$0
HX	aged cherry	+\$0
LBA	clear on ash	+\$0
LBR	phantom ecru	+\$0
LBS	phantom cocoa	+\$0
LBU	medium matte walnut	+\$0
LBV	warm grey teak	+\$0
LBB	oak on ash	+\$0
LBC	walnut on ash	+\$0

Step 11. Pull Finish

For arc pull (A)

NH	brushed nickel	+\$0
NK	black nickel	+\$0

Metallic Paint

For bar pull (K) or flush pull (U)

CN	metallic champagne <input type="checkbox"/>	+\$0
MS	metallic silver <input type="checkbox"/>	+\$0
SNA	satin aluminum <input type="checkbox"/>	+\$10
SNB	satin bronze <input type="checkbox"/>	+\$10
SNC	satin carbon <input type="checkbox"/>	+\$10

Sand Texture Paint

For bar pull (K) or flush pull (U)

DB3	glacier <input type="checkbox"/>	+\$10
DN2	nightfall <input type="checkbox"/>	+\$10
DR1	canyon <input type="checkbox"/>	+\$10
OLF	olive <input type="checkbox"/>	+\$10
BK	black <input type="checkbox"/>	+\$0

Smooth Paint

For bar pull (K) or flush pull (U)

8Q	folkstone grey <input type="checkbox"/>	+\$0
91	white <input type="checkbox"/>	+\$0
98	studio white <input type="checkbox"/>	+\$0
G1	graphite <input type="checkbox"/>	+\$0
WL	sandstone <input type="checkbox"/>	+\$0

Step 12. Foot Finish

For tube foot (5) or c-foot (9)

Metallic Paint

CN	metallic champagne <input type="checkbox"/>	+\$0
EH	metallic bronze <input type="checkbox"/>	+\$0
MS	metallic silver <input type="checkbox"/>	+\$0
SNA	satin aluminum <input type="checkbox"/>	+\$10
SNB	satin bronze <input type="checkbox"/>	+\$10
SNC	satin carbon <input type="checkbox"/>	+\$10

Sand Texture Paint

BK	black <input type="checkbox"/>	+\$0
-----------	--------------------------------	------

Smooth Paint

8Q	folkstone grey <input type="checkbox"/>	+\$0
91	white <input type="checkbox"/>	+\$0
98	studio white <input type="checkbox"/>	+\$0
CL	cool grey neutral <input type="checkbox"/>	+\$0
G1	graphite <input type="checkbox"/>	+\$0
WL	sandstone <input type="checkbox"/>	+\$0
WN	warm grey neutral <input type="checkbox"/>	+\$0

Step 13. Lock Option

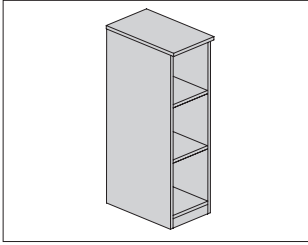
KA	keyed alike	+\$0
KC	keyed differently, chrome	+\$0
KD	keyed differently, black	+\$0

Step 14. Coat Rod/Hook Option

CR	coat rod <input type="checkbox"/>	+\$15
CH	coat hook <input type="checkbox"/>	+\$0

Bookcase Tower

L2BT.



Tu® Wood Storage

Product Information

Description

This bookcase tower has a laminate case with laminate top or veneer case with veneer top available in 3 thicknesses, or with no top. It comes in 4 heights, 2 widths, and 2 depths. Base options are 2"-high base, base with front to floor, or 2"-high feet with 1" leveling glides. Interior has adjustable shelves that will vary based on case height. Shelves adjust in 1 1/4" increments. Available with or without door. Doors come standard with lock.

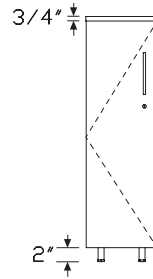

Notes

Actual widths are 11 7/8" (12) and 14 7/8" (15).

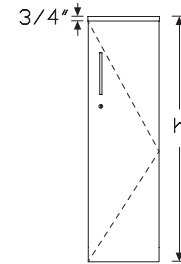
For use with Layout Studio® or Canvas Office Landscape®, specify 1 1/8" thick top or 1 1/4" thick top.

12" wide towers 57" high require the cases to be ganged or secured for stability.

Dimensions



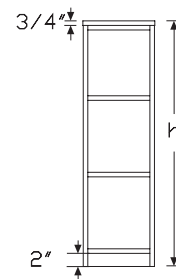
Left-Hinged Door
Front with Foot



Right-Hinged Door
Front with Base
with Front to Floor



Without Door
with C-Foot



Without Door
with Base

Specification Information		
Step 1.		
L2BT.	<input type="checkbox"/> A	
Step 2. Height		
42	42" high	+\$1322
46	46" high	+\$1474
53	53" high <input type="checkbox"/> A	+\$1573
57	57" high	+\$1628
Step 3. Width		
12	12" wide	+\$0
15	15" wide	+\$103
Step 4. Depth		
24	24" deep	+\$0
30	30" deep	+\$158
Step 5. Base/Foot Height		
1	base <input type="checkbox"/> A	+\$0
3	base with fronts to floor	+\$19
5	tube foot <input type="checkbox"/> A	+\$146
9	c-foot	+\$188
Step 6. Case Material		
<i>For 42" high (42) or 46" high (46)</i>		
H	high-pressure laminate with thermoplastic edge <input type="checkbox"/> A	+\$387
L	thermally-fused laminate with thermoplastic edge	+\$0
<i>For 53" high (53) or 57" high (57)</i>		
H	high-pressure laminate with thermoplastic edge <input type="checkbox"/> A	+\$387
L	thermally-fused laminate with thermoplastic edge	+\$0
Step 7. Top Material		
<i>For high-pressure laminate with thermoplastic edge (H) or thermally-fused laminate with thermoplastic edge (L)</i>		
02	3/4" thermally-fused laminate with thermoplastic edge	+\$0
06	1 1/4" high-pressure laminate with thermoplastic edge <input type="checkbox"/> A	+\$82
08	1 1/8" high-pressure laminate with thermoplastic edge <input type="checkbox"/> A	+\$82
11	3/4" high-pressure laminate with thermoplastic edge <input type="checkbox"/> A	+\$82
NT	no top	-\$14

Step 8. Configuration		
<i>For base (1), tube foot (5), or c-foot (9) with high-pressure laminate with thermoplastic edge (H) or thermally-fused laminate with thermoplastic edge (L)</i>		
SN	shelves, no door	+\$0
SL	shelves, left-hinged door	+\$0
SL	shelves, left-hinged door	+\$274
SR	shelves, right-hinged door	+\$0
SR	shelves, right-hinged door	+\$274
<i>For base with fronts to floor (3) with high-pressure laminate with thermoplastic edge (H) or thermally-fused laminate with thermoplastic edge (L)</i>		
SL	shelves, left-hinged door	+\$0
SL	shelves, left-hinged door	+\$274
SR	shelves, right-hinged door	+\$0
SR	shelves, right-hinged door	+\$274
Step 9. Pull Type		
<i>For shelves, left-hinged door (SL) or shelves, right-hinged door (SR)</i>		
A	arc pull	+\$0
K	bar pull	+\$0
U	flush pull	+\$0
Step 10. Case/Front Finish		
<i>For thermally-fused laminate with thermoplastic edge (L)</i>		
8Q	folkstone grey <input type="checkbox"/> A	+\$0
91	white <input type="checkbox"/> A	+\$0
98	studio white <input type="checkbox"/> A	+\$0
CL	cool grey neutral <input type="checkbox"/> A	+\$0
LU	soft white <input type="checkbox"/> A	+\$0
WL	sandstone <input type="checkbox"/> A	+\$0
WN	warm grey neutral <input type="checkbox"/> A	+\$0
<i>For thermally-fused laminate with thermoplastic edge (L)</i>		
LBF	neutral twill <input type="checkbox"/> A	+\$0
LBJ	graphite twill <input type="checkbox"/> A	+\$0
LBQ	white twill <input type="checkbox"/> A	+\$0

<i>For thermally-fused laminate with thermoplastic edge (L)</i>		
76	light brown walnut <input type="checkbox"/>	+\$0
HM	natural maple <input type="checkbox"/>	+\$0
HP	light anigre <input type="checkbox"/>	+\$0
HX	aged cherry <input type="checkbox"/>	+\$0
LBA	clear on ash <input type="checkbox"/>	+\$0
LBB	oak on ash <input type="checkbox"/>	+\$0
LBC	walnut on ash <input type="checkbox"/>	+\$0
LBR	phantom ecru <input type="checkbox"/>	+\$0
LBS	phantom cocoa <input type="checkbox"/>	+\$0
LBU	medium matte walnut <input type="checkbox"/>	+\$0
LBV	warm grey teak <input type="checkbox"/>	+\$0

<i>For high-pressure laminate with thermoplastic edge (H)</i>		
76	light brown walnut	+\$0
8Q	folkstone grey	+\$0
91	white	+\$0
98	studio white	+\$0
CL	cool grey neutral	+\$0
HF	inner tone light	+\$0
HM	natural maple	+\$0
HP	light anigre	+\$0
HX	aged cherry	+\$0
LBA	clear on ash	+\$0
LBB	oak on ash	+\$0
LBC	walnut on ash	+\$0
LBF	neutral twill	+\$0
LBJ	graphite twill	+\$0
LBQ	white twill	+\$0
LBR	phantom ecru <input type="checkbox"/>	+\$0
LBS	phantom cocoa <input type="checkbox"/>	+\$0
LBU	medium matte walnut <input type="checkbox"/>	+\$0
LBV	warm grey teak <input type="checkbox"/>	+\$0
LT	light tone	+\$0
LU	soft white	+\$0
OG	honey maple <input type="checkbox"/>	+\$0
WL	sandstone	+\$0
WN	warm grey neutral	+\$0

Step 11. Top/Edge Finish		
<i>For 3/4" thermally-fused laminate with thermoplastic edge (02), 1 1/4" high-pressure laminate with thermoplastic edge (06), 1 1/8" high-pressure laminate with thermoplastic edge (08), or 3/4" high-pressure laminate with thermoplastic edge (11)</i>		

Solid-Color Laminate		
8Q	folkstone grey	+\$0
91	white	+\$0
98	studio white	+\$0
CL	cool grey neutral	+\$0
LU	soft white	+\$0
WL	sandstone	+\$0
WN	warm grey neutral	+\$0

Twill Laminate		
LBF	neutral twill	+\$0
LBJ	graphite twill	+\$0
LBQ	white twill	+\$0

Wood-Grain Laminate		
76	light brown walnut	+\$0
HM	natural maple	+\$0
HP	light anigre	+\$0
HX	aged cherry	+\$0
LBA	clear on ash	+\$0
LBR	phantom ecru	+\$0
LBS	phantom cocoa	+\$0
LBU	medium matte walnut	+\$0
LBV	warm grey teak	+\$0
LBB	oak on ash	+\$0
LBC	walnut on ash	+\$0

Step 12. Pull Finish		
<i>For arc pull (A)</i>		
NH	brushed nickel	+\$0
NK	black nickel	+\$0

Metallic Paint		
<i>For bar pull (K) or flush pull (U)</i>		
CN	metallic champagne <input type="checkbox"/>	+\$0
MS	metallic silver <input type="checkbox"/>	+\$0
SNA	satin aluminum <input type="checkbox"/>	+\$10
SNB	satin bronze <input type="checkbox"/>	+\$10
SNC	satin carbon <input type="checkbox"/>	+\$10

Bookcase Tower *continued*

Sand Texture Paint

For bar pull (K) or flush pull (U)

BK	black <input type="checkbox"/>	+\$0
DB3	glacier <input type="checkbox"/>	+\$10
DN2	nightfall <input type="checkbox"/>	+\$10
DR1	canyon <input type="checkbox"/>	+\$10
OLF	olive <input type="checkbox"/>	+\$10

Smooth Paint

For bar pull (K) or flush pull (U)

8Q	folkstone grey <input type="checkbox"/>	+\$0
91	white <input type="checkbox"/>	+\$0
98	studio white <input type="checkbox"/>	+\$0
G1	graphite <input type="checkbox"/>	+\$0
WL	sandstone <input type="checkbox"/>	+\$0

Step 13. Foot Finish

For tube foot (5) or c-foot (9)

Metallic Paint

CN	metallic champagne <input type="checkbox"/>	+\$0
EH	metallic bronze <input type="checkbox"/>	+\$0
MS	metallic silver <input type="checkbox"/>	+\$0
SNA	satin aluminum <input type="checkbox"/>	+\$10
SNB	satin bronze <input type="checkbox"/>	+\$10
SNC	satin carbon <input type="checkbox"/>	+\$10

Sand Texture Paint

BK	black <input type="checkbox"/>	+\$0
-----------	--------------------------------	------

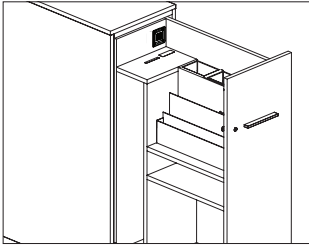
Smooth Paint

8Q	folkstone grey <input type="checkbox"/>	+\$0
91	white <input type="checkbox"/>	+\$0
98	studio white <input type="checkbox"/>	+\$0
CL	cool grey neutral <input type="checkbox"/>	+\$0
G1	graphite <input type="checkbox"/>	+\$0
WL	sandstone <input type="checkbox"/>	+\$0
WN	warm grey neutral <input type="checkbox"/>	+\$0

Step 14. Lock

For shelves, left-hinged door (SL) or shelves, right-hinged door (SR)

KA	keyed alike	+\$0
KD	keyed differently, black	+\$0
KC	keyed differently, chrome	+\$0



Tu® Wood Storage

Product Information

Description

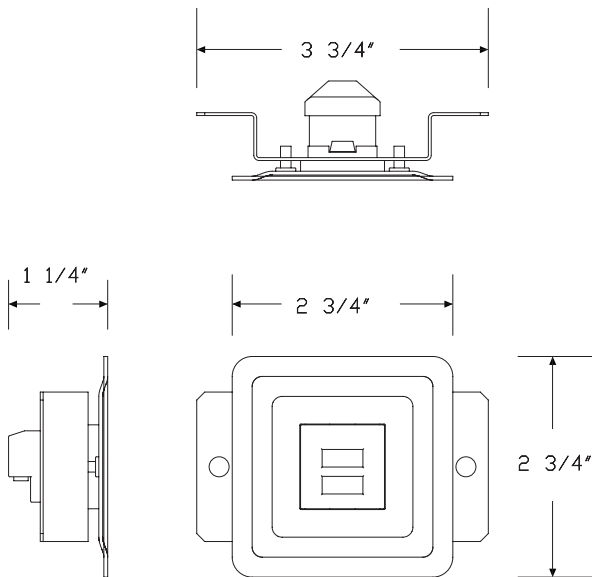
This dual port USB 2.0 Type A low-voltage power module is designed for field installation into the laminate personal tower or mini storage/bag tower. The personal tower requires access and routing holes to be cut in the field. Access and routing holes for the mini storage/bag tower are standard. The cord for USB power is routed via field installed clips through the inside of the case, down the back wall and out through a field drilled hole located on the side of the case for the personal tower and out of the bottom of the mini storage/bag tower.

Notes

Dual USB module-tower (100) is designed for field installation into the laminate personal tower (L2PT.), ordered separately.

Dual USB module-drawer (200) is designed for field installation into the mini drawer within the mini storage/bag tower (L2PN.).

Dimensions



Specification Information

Step 1.

LEE.

Step 2. Configuration

200 dual USB module-drawer A

100 dual USB module-tower

Prices for Steps 1-2.

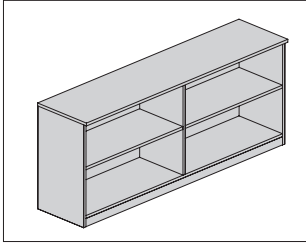
LEE.	200	\$429
	100	\$429

Step 3. Color

91	white	+\$0
G2	graphite satin	+\$0

Bookcase (EOR)

L2ER.



Product Information

Description

This end of run bookcase provides storage and display space. It has an all-laminate or veneer case, 2"-high recessed base or 2"-high foot, and 1" leveling glides. Top thicknesses are available to align with adjacent surfaces. Bookcase includes 1 laminate adjustable shelf that has 3 locations and adjusts in 1 1/4" increments.

Actual case depth is 16 1/2" (16).

Actual case width is 47 3/4" (48), 50 3/4" (51), 59 3/4" (60), or 62 3/4" (63).

Actual case height without top is 27 1/4" (28).

Notes

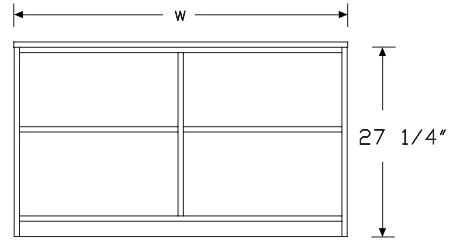

To align top with work surface for Layout Studio®, specify the 1 1/8" top.

To align top with work surface for Canvas Office Landscape®, Renew™, or Nevi™ Link, specify the 1 1/4" top.

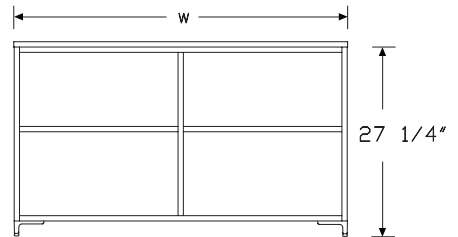
For applications where top alignment is not required, a 3/4" top is available.

Dimensions

16 1/2"



Base



C-foot

Specification Information

Step 1.

L2ER.B A

Step 2. Height

28 27¹/₄" high +\$0

Step 3. Width

48 48" wide +\$2082

51 51" wide +\$2174

60 60" wide +\$2452

63 63" wide +\$2545

Step 4. Depth

16 16¹/₂" deep +\$0

Step 5. Base/Foot Height

1 base +\$0

9 c-foot +\$204

Step 6. Configuration

O no doors +\$0

Step 7. Case Material

For 48" wide (48) or 51" wide (51)

H high-pressure laminate with thermoplastic edge A +\$431

L thermally-fused laminate with thermoplastic edge +\$0

For 60" wide (60)

H high-pressure laminate with thermoplastic edge A +\$431

L thermally-fused laminate with thermoplastic edge +\$0

For 63" wide (63)

H high-pressure laminate with thermoplastic edge A +\$431

L thermally-fused laminate with thermoplastic edge +\$0

Step 8. Top Material

For high-pressure laminate with thermoplastic edge (H) or thermally-fused laminate with thermoplastic edge (L)

1 3/4" high-pressure laminate with thermoplastic edge +\$198

2 3/4" thermally-fused laminate with thermoplastic edge A +\$0

8 1¹/₈" high-pressure laminate with thermoplastic edge A +\$198

6 1¹/₄" high-pressure laminate with thermoplastic edge A +\$198

Step 9. Case/Top Finish

8Q folkstone grey +\$0

91 white +\$0

98 studio white +\$0

CL cool grey neutral +\$0

LU soft white +\$0

WL sandstone +\$0

WN warm grey neutral +\$0

LBF neutral twill +\$0

LBJ graphite twill +\$0

LBQ white twill +\$0

76 light brown walnut +\$0

HM natural maple +\$0

HP light anigre +\$0

HX aged cherry +\$0

LBA clear on ash +\$0

LBR phantom ecru +\$0

LBS phantom cocoa +\$0

LBU medium matte walnut +\$0

LBV warm grey teak +\$0

LBB oak on ash +\$0

LBC walnut on ash +\$0

Step 10. Foot Finish

For c-foot (9)

Metallic Paint

CN metallic champagne +\$0

MS metallic silver +\$0

SNA satin aluminum +\$10

SNB satin bronze +\$10

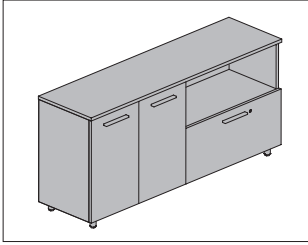
SNC satin carbon +\$10

Bookcase (EOR) *continued*

Sand Texture Paint

8Q	folkstone grey	+\$0
91	white	+\$0
98	studio white	+\$0
BK	black	+\$0
G1	graphite	+\$0
WL	sandstone	+\$0

Recycle/Drawer, Recycle/Shelf L2ER.
(EOR)



Tu® Wood Storage

Product Information

Description

This end of run storage unit provides several configurations of recycle bins, drawers, and open shelves. It has an all-laminate or veneer case and front, 2"-high recessed base, 2"-high foot or base with fronts to floor, and 1" leveling glides. Top thicknesses are available to align with adjacent surfaces.

Actual depth is 16 1/2" (16). Case depth without top is 15 1/2".

Actual width is 47 3/4" (48), 50 3/4" (51), 59 3/4" (60), or 62 3/4" (63).

Notes

Use widths 48" (48) and 60" (60) with Layout Studio®, Renew™ Link, and Nevi™ Link. Use widths 51" (51) and 63" (63) with Canvas Wall and Dock.

To align top with work surface for Layout Studio®, specify the 1 1/8" top.

To align top with work surface for Canvas Office Landscape®, specify the 1 1/4" top.

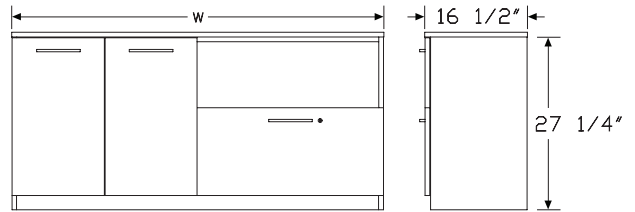
For applications where top alignment is not required, a 3/4" top is available.

Recycle/shelf (S) configuration has 15"-wide recycle storage on either side of open shelf. Shelf width will vary based on specified unit width.

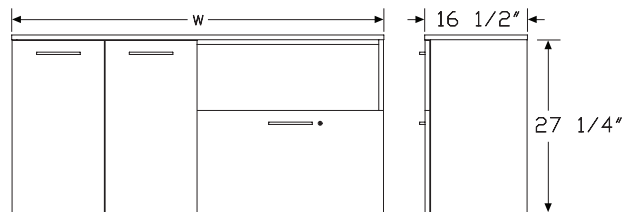
Recycle interior color is folkstone grey (8Q).

Drawer only available on 60" wide unit.

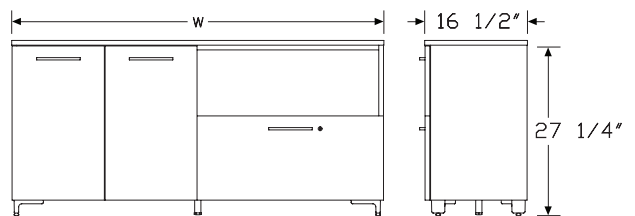
Dimensions



Base



Base with fronts to floor



C-foot

Recycle/Drawer, Recycle/Shelf (EOR) *continued*

Specification Information		
Step 1.		
L2ER.R		
Step 2. Height		
28	27 ¹ / ₄ " without top	+\$0
Step 3. Width		
48	48" wide	+\$3753
51	51" wide	+\$3796
60	60" wide	+\$3920
63	63" wide	+\$3955
Step 4. Depth		
16	16.5" deep	+\$0
Step 5. Base/Foot Height		
1	base	+\$0
3	base with fronts to floor	+\$20
9	c-foot	+\$204
Step 6. Configuration		
<i>For 48" wide (48), 51" wide (51), or 63" wide (63)</i>		
S	recycle/shelf	+\$0
<i>For 60" wide (60)</i>		
S	recycle/shelf	+\$0
L	recycle-left/drawer-right	+\$186
R	recycle-right/drawer-left	+\$186
Step 7. Case/Front Material		
<i>For 48" wide (48) or 51" wide (51)</i>		
L	thermally-fused laminate	+\$0
<i>For 60" wide (60)</i>		
L	thermally-fused laminate	+\$0
<i>For 63" wide (63)</i>		
L	thermally-fused laminate	+\$0

Step 8. Top Material		
<i>For thermally-fused laminate (L)</i>		
2	³ / ₄ " thermally-fused laminate top	+\$0
6	1 ¹ / ₄ " high - pressure laminate top	+\$198
8	1 ¹ / ₈ " high-pressure laminate top	+\$198
Step 9. Pull Type		
A	arc pull	+\$0
K	bar pull	+\$0
U	flush pull	+\$0
Step 10. Interior Drawer Material		
<i>For recycle-left/drawer-right (L) or recycle-right/drawer-left (R)</i>		
M	metal	+\$0
Step 11. Case/Front Finish		
8Q	folkstone grey	+\$0
91	white	+\$0
98	studio white	+\$0
CL	cool grey neutral	+\$0
LU	soft white	+\$0
WL	sandstone	+\$0
WN	warm grey neutral	+\$0
LBF	neutral twill	+\$0
LBJ	graphite twill	+\$0
LBQ	white twill	+\$0
76	light brown walnut	+\$0
HM	natural maple	+\$0
HP	light anigre	+\$0
HX	aged cherry	+\$0
LBA	clear on ash	+\$0
LBB	oak on ash	+\$0
LBC	walnut on ash	+\$0
LBR	phantom ecru	+\$0
LBS	phantom cocoa	+\$0
LBU	medium matte walnut	+\$0
LBV	warm grey teak	+\$0

Recycle/Drawer, Recycle/Shelf (EOR) *continued*

Tu® Wood Storage

Step 12. Top/Edge Finish

8Q	folkstone grey	+\$0
91	white	+\$0
98	studio white	+\$0
CL	cool grey neutral	+\$0
LU	soft white	+\$0
WL	sandstone	+\$0
WN	warm grey neutral	+\$0
LBF	neutral twill	+\$0
LBJ	graphite twill	+\$0
LBQ	white twill	+\$0
76	light brown walnut	+\$0
HM	natural maple	+\$0
HP	light anigre	+\$0
HX	aged cherry	+\$0
LBA	clear on ash	+\$0
LBB	oak on ash	+\$0
LBC	walnut on ash	+\$0
LBR	phantom ecru	+\$0
LBS	phantom cocoa	+\$0
LBU	medium matte walnut	+\$0
LBV	warm grey teak	+\$0

Step 13. Pull Finish

For arc pull (A)

NH	brushed nickel	+\$0
NK	black nickel	+\$0

Metallic Paint

For bar pull (K) or flush pull (U)

CN	metallic champagne	+\$0
MS	metallic silver	+\$0
SNA	satin aluminum	+\$10
SNB	satin bronze	+\$10
SNC	satin carbon	+\$10

Sand Texture Paint

For bar pull (K) or flush pull (U)

BK	black	+\$0
DB3	glacier	+\$10
DN2	nightfall	+\$10
DR1	canyon	+\$10
OLF	olive	+\$10

Smooth Paint

For bar pull (K) or flush pull (U)

8Q	folkstone grey	+\$0
91	white	+\$0
98	studio white	+\$0
G1	graphite	+\$0
WL	sandstone	+\$0

Step 14. Foot Finish

For c-foot (9)

Metallic Paint

CN	metallic champagne	+\$0
MS	metallic silver	+\$0
SNA	satin aluminum	+\$10
SNB	satin bronze	+\$10
SNC	satin carbon	+\$10

Sand Texture Paint

8Q	folkstone grey	+\$0
91	white	+\$0
98	studio white	+\$0
BK	black	+\$0
G1	graphite	+\$0
WL	sandstone	+\$0

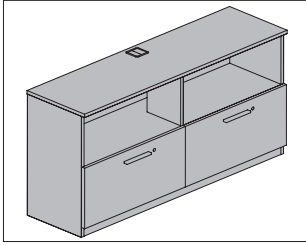
Step 15. Lock

For recycle-left/drawer-right (L) or recycle-right/drawer-left (R)

KA	keyed alike	+\$0
KC	keyed differently, chrome	+\$0
KD	keyed differently, black	+\$0

Media Case (EOR)

L2ER.



Product Information

Description

This end of run media case provides open storage and drawer storage. It has an all-laminate or veneer case and front, 2"-high recessed base, 2"-high foot or base with fronts to floor, and 1" leveling glides. Grommets are available in the top and inside the open area to allow cord management and access to power. Drawers come with locks. Top thicknesses are available to align with adjacent surfaces.

Actual depth is 22⁷/₈" (24).

Actual width is 47⁷/₈" (48) or 59⁷/₈" (60).

Actual height is 27¹/₄" without top.

Notes

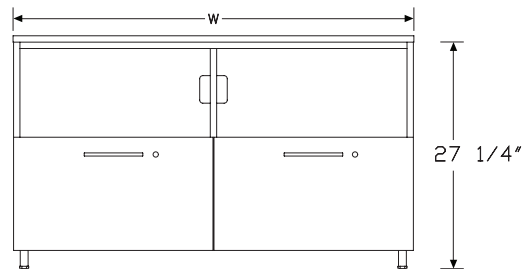
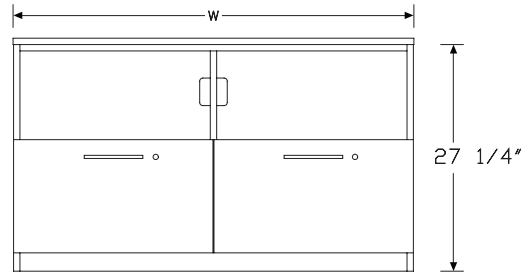
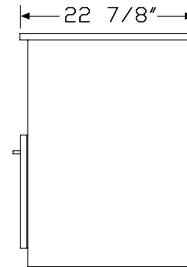
Widths of 48" (48) and 60" (60) work with Layout Studio®, Renew™ Link, and Nevi™ Link.

To align top with work surface for Layout Studio, specify the 1¹/₈" top.

To align top with work surface for Canvas Office Landscape®, specify the 1¹/₄" top.

For applications where top alignment is not required, a 3³/₄" top is available.

Dimensions



Specification Information		
Step 1.		
L2ER.M		
Step 2. Height		
28	27 ¹ / ₄ " high	+\$0
Step 3. Width		
48	48" wide	+\$2534
60	60" wide	+\$2742
Step 4. Depth		
24	22.88" deep	+\$312
Step 5. Base/Foot Height		
1	base	+\$0
3	base with fronts to floor	+\$20
9	c-foot	+\$204
Step 6. Configuration		
C	lower drawer, upper open	+\$621
Step 7. Case/Front Material		
<i>For 48" wide (48)</i>		
H	high-pressure laminate with thermoplastic edge A	+\$679
L	thermally-fused laminate with thermoplastic edge	+\$0
<i>For 60" wide (60)</i>		
H	high-pressure laminate with thermoplastic edge A	+\$679
L	thermally-fused laminate with thermoplastic edge	+\$0
Step 8. Top Material		
<i>For high-pressure laminate with thermoplastic edge (H) or thermally-fused laminate with thermoplastic edge (L)</i>		
2	³ / ₄ " thermally-fused laminate with thermoplastic edge	+\$0
6	1 ¹ / ₄ " high-pressure laminate with thermoplastic edge	+\$198
8	1 ¹ / ₈ " high-pressure laminate with thermoplastic edge	+\$198
Step 9. Pull Type		
A	arc pull	+\$0
K	bar pull	+\$0
U	flush pull	+\$0
Step 10. Interior Drawer Material		
M	metal	+\$0

Step 11. Case/Front Finish		
<i>For thermally-fused laminate with thermoplastic edge (L)</i>		
8Q	folkstone grey	+\$0
91	white	+\$0
98	studio white	+\$0
CL	cool grey neutral	+\$0
LU	soft white	+\$0
WL	sandstone	+\$0
WN	warm grey neutral	+\$0
<i>For thermally-fused laminate with thermoplastic edge (L)</i>		
LBF	neutral twill	+\$0
LBJ	graphite twill	+\$0
LBQ	white twill	+\$0
<i>For thermally-fused laminate with thermoplastic edge (L)</i>		
76	light brown walnut	+\$0
HM	natural maple	+\$0
HP	light anigre	+\$0
HX	aged cherry	+\$0
LBA	clear on ash	+\$0
LBB	oak on ash	+\$0
LBC	walnut on ash	+\$0
LBR	phantom ecru	+\$0
LBS	phantom cocoa	+\$0
LBU	medium matte walnut	+\$0
LBV	warm grey teak	+\$0

For high-pressure laminate with thermoplastic edge (H)

76	light brown walnut	+\$0
8Q	folkstone grey	+\$0
91	white	+\$0
98	studio white	+\$0
CL	cool grey neutral	+\$0
HF	inner tone light	+\$0
HM	natural maple	+\$0
HP	light anigre	+\$0
HX	aged cherry	+\$0
LBA	clear on ash	+\$0
LBB	oak on ash	+\$0
LBC	walnut on ash	+\$0
LBF	neutral twill	+\$0
LBJ	graphite twill	+\$0
LBQ	white twill	+\$0
LBR	phantom ecru A	+\$0
LBS	phantom cocoa A	+\$0
LBU	medium matte walnut A	+\$0
LBV	warm grey teak A	+\$0
LT	light tone	+\$0
LU	soft white	+\$0
OG	honey maple A	+\$0
WL	sandstone	+\$0
WN	warm grey neutral	+\$0

Step 12. Top/Edge Finish

8Q	folkstone grey	+\$0
91	white	+\$0
98	studio white	+\$0
CL	cool grey neutral	+\$0
LU	soft white	+\$0
WL	sandstone	+\$0
WN	warm grey neutral	+\$0
LBF	neutral twill	+\$0
LBJ	graphite twill	+\$0
LBQ	white twill	+\$0
76	light brown walnut	+\$0
HM	natural maple	+\$0
HP	light anigre	+\$0
HX	aged cherry	+\$0
LBA	clear on ash	+\$0
LBB	oak on ash	+\$0
LBC	walnut on ash	+\$0
LBR	phantom ecru	+\$0
LBS	phantom cocoa	+\$0
LBU	medium matte walnut	+\$0
LBV	warm grey teak	+\$0

Step 13. Pull Finish

For arc pull (A)

NH	brushed nickel	+\$0
NK	black nickel	+\$0

Metallic Paint

For bar pull (K) or flush pull (U)

CN	metallic champagne	+\$0
MS	metallic silver	+\$0
SNA	satin aluminum	+\$10
SNB	satin bronze	+\$10
SNC	satin carbon	+\$10

Sand Texture Paint

For bar pull (K) or flush pull (U)

BK	black	+\$0
DB3	glacier	+\$10
DN2	nightfall	+\$10
DR1	canyon	+\$10
OLF	olive	+\$10

Smooth Paint
For bar pull (K) or flush pull (U)

8Q	folkstone grey	+\$0
91	white	+\$0
98	studio white	+\$0
G1	graphite	+\$0
WL	sandstone	+\$0

Step 14. Grommet Position Selection

N	no top location	+\$0
L	left grommet	+\$30
R	right grommet	+\$30
C	grommet center	+\$30

Step 15. Grommet Finish
For no top location (N), left grommet (L), right grommet (R), or grommet center (C)

91	white	+\$0
G1	graphite	+\$0

Step 16. Foot Finish
For c-foot (9)

Metallic Paint

CN	metallic champagne	+\$0
MS	metallic silver	+\$0
SNA	satin aluminum	+\$10
SNB	satin bronze	+\$10
SNC	satin carbon	+\$10

Sand Texture Paint

91	white	+\$0
BK	black	+\$0
CL	cool grey neutral	+\$0
G1	graphite	+\$0
WN	warm grey neutral	+\$0

Step 17. Counterweight

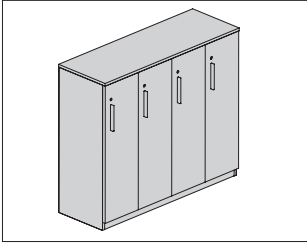
CB	counterweight	+\$70
NO	no counterweight	+\$0

Step 18. Lock

KA	keyed alike	+\$0
KC	keyed differently, chrome	+\$0
KD	keyed differently, black	+\$0

Lockers (EOR)

L2ER.



Product Information

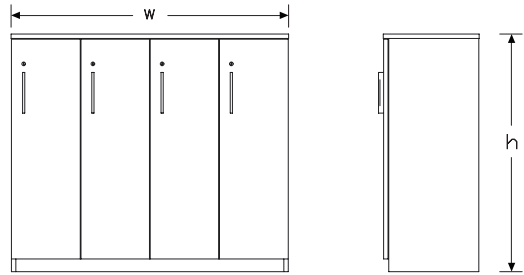
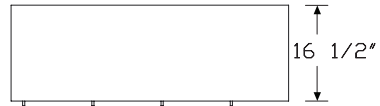
Description

This end of run locker unit provides storage for coats, bags and other items. It has an all-laminate or veneer case and front, 2"-high recessed base, 2"-high foot or base with fronts to floor, and 1" leveling glides. Interior options are shelf with coat hook, or Z-interior (for 60" width only). Top thicknesses are available to match adjacent work surfaces. Actual height is 41 1/8" (42) or 45 1/8" (46). Actual width is 47 7/8" (48) or 59 7/8" (60). Actual depth is 16 1/2" (16).

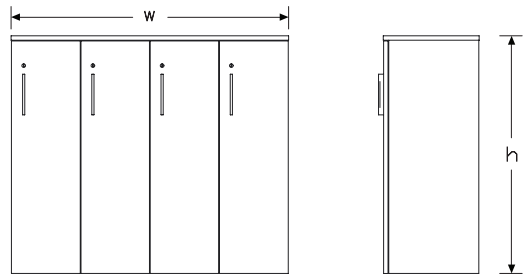
Notes

To match top thickness with work surface for Layout Studio®, specify the 1 1/8" top. To match top thickness with work surface for Canvas Office Landscape®, specify the 1 1/4" top. For applications where matching top thickness is not required, a 3/4" top is available.

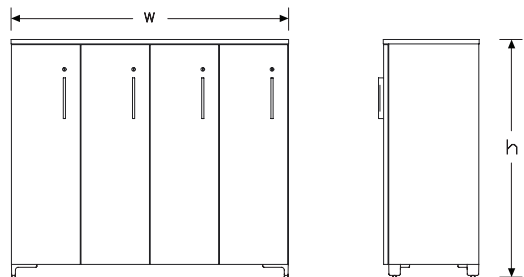
Dimensions



Base



Base with fronts to floor



C-foot

Specification Information		
Step 1.		
L2ER.L	A	
Step 2. Height		
42	42" high	+\$4493
46	46" high	+\$4910
Step 3. Width		
48	48" wide	+\$0
60	60" wide	+\$303
Step 4. Depth		
16	16 ¹ / ₂ " deep A	+\$0
Step 5. Base/Foot Height		
1	base	+\$0
3	base with fronts to floor	+\$20
9	c-foot	+\$204
Step 6. Hinge Location		
L	wardrobe hinge left	+\$0
R	wardrobe hinge right	+\$0
Step 7. Case/Front Material		
<i>For 48" wide (48)</i>		
H	high-pressure laminate with thermoplastic edge A	+\$750
L	thermally-fused laminate with thermoplastic edge	+\$0
<i>For 60" wide (60)</i>		
H	high-pressure laminate with thermoplastic edge A	+\$750
L	thermally-fused laminate with thermoplastic edge	+\$0
Step 8. Top Material		
<i>For high-pressure laminate with thermoplastic edge (H) or thermally-fused laminate with thermoplastic edge (L)</i>		
1	³ / ₄ " high-pressure laminate with thermoplastic edge A	+\$198
2	³ / ₄ " thermally-fused laminate with thermoplastic edge A	+\$0
6	1 ¹ / ₄ " high-pressure laminate with thermoplastic edge A	+\$198
8	1 ¹ / ₈ " high-pressure laminate with thermoplastic edge A	+\$198

Step 9. Pull Type		
A	arc pull	+\$0
K	bar pull	+\$0
U	flush pull	+\$0
Step 10. Interior		
<i>For 48" wide (48)</i>		
CH	coathook with shelf	+\$0
<i>For 60" wide (60)</i>		
CH	coathook with shelf A	+\$0
CZ	z-interior	+\$100
Step 11. Case/Front Finish		
<i>For thermally-fused laminate with thermoplastic edge (L)</i>		
8Q	folkstone grey	+\$0
91	white	+\$0
98	studio white	+\$0
CL	cool grey neutral	+\$0
LU	soft white	+\$0
WL	sandstone	+\$0
WN	warm grey neutral	+\$0
<i>For thermally-fused laminate with thermoplastic edge (L)</i>		
LBF	neutral twill	+\$0
LBJ	graphite twill	+\$0
LBQ	white twill	+\$0
<i>For thermally-fused laminate with thermoplastic edge (L)</i>		
76	light brown walnut	+\$0
HM	natural maple	+\$0
HP	light anigre	+\$0
HX	aged cherry	+\$0
LBA	clear on ash	+\$0
LBR	phantom ecru	+\$0
LBS	phantom cocoa	+\$0
LBU	medium matte walnut	+\$0
LBV	warm grey teak	+\$0
LBB	oak on ash	+\$0
LBC	walnut on ash	+\$0

For high-pressure laminate with thermoplastic edge (H)

76	light brown walnut	+\$0
8Q	folkstone grey	+\$0
91	white	+\$0
98	studio white	+\$0
CL	cool grey neutral	+\$0
HF	inner tone light	+\$0
HM	natural maple	+\$0
HP	light anigre	+\$0
HX	aged cherry	+\$0
LBA	clear on ash	+\$0
LBB	oak on ash	+\$0
LBC	walnut on ash	+\$0
LBF	neutral twill	+\$0
LBJ	graphite twill	+\$0
LBQ	white twill	+\$0
LBR	phantom ecru A	+\$0
LBS	phantom cocoa A	+\$0
LBU	medium matte walnut A	+\$0
LBV	warm grey teak A	+\$0
LT	light tone	+\$0
LU	soft white	+\$0
OG	honey maple A	+\$0
WL	sandstone	+\$0
WN	warm grey neutral	+\$0

Step 12. Top/Edge Finish

For 3/4" high-pressure laminate with thermoplastic edge (1), 3/4" thermally-fused laminate with thermoplastic edge (2), 1 1/4" high-pressure laminate with thermoplastic edge (6), or 1 1/8" high-pressure laminate with thermoplastic edge (8)

Solid-Color Laminate

8Q	folkstone grey	+\$0
91	white	+\$0
98	studio white	+\$0
CL	cool grey neutral	+\$0
LU	soft white	+\$0
WL	sandstone	+\$0
WN	warm grey neutral	+\$0

Twill Laminate

LBF	neutral twill	+\$0
LBJ	graphite twill	+\$0
LBQ	white twill	+\$0

Wood-Grain Laminate

76	light brown walnut	+\$0
HM	natural maple	+\$0
HP	light anigre	+\$0
HX	aged cherry	+\$0
LBA	clear on ash	+\$0
LBR	phantom ecru	+\$0
LBS	phantom cocoa	+\$0
LBU	medium matte walnut	+\$0
LBV	warm grey teak	+\$0
LBB	oak on ash	+\$0
LBC	walnut on ash	+\$0

Step 13. Pull Finish

For arc pull (A)

NH	brushed nickel	+\$0
NK	black nickel	+\$0

Metallic Paint

For bar pull (K) or flush pull (U)

CN	metallic champagne	+\$0
MS	metallic silver	+\$0
SNA	satin aluminum	+\$10
SNB	satin bronze	+\$10
SNC	satin carbon	+\$10

Sand Texture Paint

For bar pull (K) or flush pull (U)

BK	black	+\$0
DB3	glacier	+\$10
DN2	nightfall	+\$10
DR1	canyon	+\$10
OLF	olive	+\$10

Smooth Paint

For bar pull (K) or flush pull (U)

8Q	folkstone grey	+\$0
91	white	+\$0
98	studio white	+\$0
G1	graphite	+\$0
WL	sandstone	+\$0

Lockers (EOR) *continued*

Tu® Wood Storage

Step 14. Foot Finish
For c-foot (9)

Metallic Paint

CN	metallic champagne	+\$0
MS	metallic silver	+\$0
SNA	satin aluminum	+\$10
SNB	satin bronze	+\$10
SNC	satin carbon	+\$10

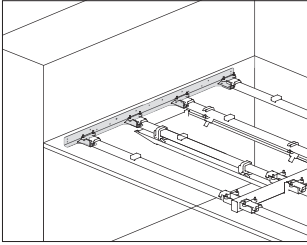
Sand Texture Paint

8Q	folkstone grey	+\$0
91	white	+\$0
98	studio white	+\$0
BK	black	+\$0
G1	graphite	+\$0
WL	sandstone	+\$0

Step 15. Lock

KA	keyed alike	+\$0
KC	keyed differently, chrome	+\$0
KD	keyed differently, black	+\$0

Storage Attachment Kit, End Leg L2SL.



Product Information

Description

This hardware kit attaches Layout Studio® beams to a Tu® Wood end-of-run storage unit to allow the storage unit to replace a Layout Studio double end leg. The kit is available for use with a 48"-wide or a 60"-wide freestanding storage case. Finish is cool grey neutral.

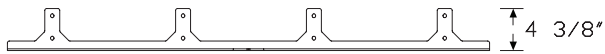
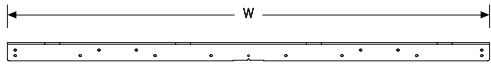
Notes

To replace a Layout Studio double leg with a storage unit, order a Tu Wood end-of-run cabinet (L2ER.) separately.

Specify storage base option to match base option on storage unit.

See Tu Wood Planning Guide for specific guidelines.

Dimensions



Specification Information

Step 1.

L2SL. A

Step 2. Depth

48 48" double end leg A

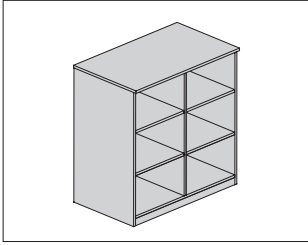
60 60" double end leg A

Prices for Steps 1-2.

L2SL.	48	\$464
	60	\$499

Step 3. Storage Base Option

1	base <input type="checkbox"/> A	+\$0
3	base with fronts to floor <input type="checkbox"/> A	+\$0
5	foot <input type="checkbox"/> A	+\$0
9	c-foot <input type="checkbox"/> A	+\$0



Product Information

Description

This bookcase provides open storage and display space or can be specified with 2 symmetrical doors. It has a laminate case with laminate top or veneer case with veneer top available in $\frac{3}{4}$ " , $1\frac{1}{8}$ " , and $1\frac{1}{4}$ " thicknesses, or with no top. It comes in 6 heights, 4 widths, and 3 depths. Base options are 2"-high base or 2"-high feet with 1" leveling glides. Includes 1 or more adjustable shelves, based on bookcase height.

Notes

Actual widths are $23\frac{7}{8}$ " (24), $29\frac{7}{8}$ " (30), $35\frac{7}{8}$ " (36), and $41\frac{7}{8}$ " (42).

Top oversails case by 1" to align case with other cases that have doors or drawers. Actual case depths are $15\frac{1}{2}$ " (16), 19" (20), and 23" (24).

For use with Layout Studio® or Canvas Office Landscape®, specify $1\frac{1}{8}$ " thick top (08) or $1\frac{1}{4}$ " thick top (06).

Shelves adjust in $\frac{1}{4}$ " increments. Shelf spacing based on a default 12" binder height from bottom panel up. Minimum space in remainder above top shelf is 5".

Height—Shelves

42—2 shelves

46—2 shelves

57—3 shelves

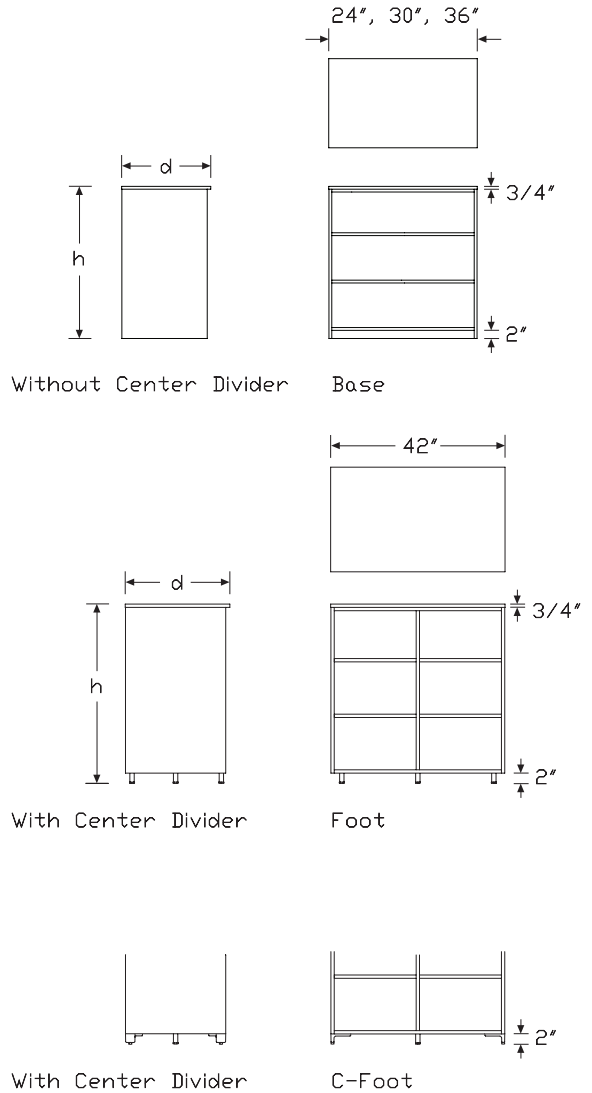
60—3 shelves

68—4 shelves

72—4 shelves

For additional product options, see Vary Easy Program in appendices.

Dimensions



Specification Information

Step 1.

L2BC. [A]

Step 2. Height

42	42" high	+ \$1532
46	46" high	+ \$1636
57	57" high	+ \$1835
60	60" high	+ \$2090
68	68" high	+ \$2141
72	72" high	+ \$2445

Step 3. Width

24	24" wide	+ \$0
30	30" wide	+ \$157
36	36" wide	+ \$312
42	42" wide	+ \$621

Step 4. Depth

For 42" high (42), 46" high (46), or 57" high (57)

16	16½" deep	+ \$0
20	20" deep	+ \$157
24	24" deep	+ \$312

For 60" high (60)

20	20" deep [A]	+ \$157
24	24" deep [A]	+ \$312

For 68" high (68) or 72" high (72)

20	20" deep	+ \$157
-----------	----------	---------

Step 5. Doors

N	no doors [A]	+ \$0
D	2 symmetrical doors [A]	+ \$120

Step 6. Base/Foot Height

For no doors (N)

1	base	+ \$0
5	tube foot [A]	+ \$157
9	c-foot [A]	+ \$0

For 2 symmetrical doors (D)

1	base [A]	+ \$0
3	base with fronts to floor [A]	+ \$20
5	tube foot [A]	+ \$157
9	c-foot [A]	+ \$0

Step 7. Pull Type

For 2 symmetrical doors (D)

A	arc pull [A]	+ \$0
K	bar pull [A]	+ \$0
U	flush pull [A]	+ \$0

Step 8. Case Material

For 42" high (42) or 46" high (46)

L	thermally-fused laminate	+ \$0
----------	--------------------------	-------

For 57" high (57) or 60" high (60)

L	thermally-fused laminate [A]	+ \$0
----------	------------------------------	-------

For 68" high (68) or 72" high (72)

L	thermally-fused laminate [A]	+ \$0
----------	------------------------------	-------

Step 9. Top Material

For thermally-fused laminate (L)

NT	no top	- \$14
02	¾" thermally-fused laminate	+ \$0
08	1⅛" high-pressure laminate	+ \$121
06	1¼" high-pressure laminate	+ \$121

Step 10. Case/Edge Finish

Solid-Color Laminate

8Q	folkstone grey	+ \$0
91	white	+ \$0
98	studio white	+ \$0
CL	cool grey neutral	+ \$0
LU	soft white	+ \$0
WL	sandstone	+ \$0
WN	warm grey neutral	+ \$0

Twill Laminate

LBF	neutral twill	+ \$0
LBJ	graphite twill	+ \$0
LBQ	white twill	+ \$0

Wood-Grain Laminate		
76	light brown walnut	+\$0
HM	natural maple	+\$0
HP	light anigre	+\$0
HX	aged cherry	+\$0
LBA	clear on ash	+\$0
LBR	phantom ecru	+\$0
LBS	phantom cocoa	+\$0
LBU	medium matte walnut	+\$0
LBV	warm grey teak	+\$0
LBB	oak on ash	+\$0
LBC	walnut on ash	+\$0

Step 11. Top/Edge Finish
For 3/4" thermally-fused laminate (02), 1 1/8" high-pressure laminate (08), or 1 1/4" high-pressure laminate (06)

Solid-Color Laminate		
8Q	folkstone grey	+\$0
91	white	+\$0
98	studio white	+\$0
CL	cool grey neutral	+\$0
LU	soft white	+\$0
WL	sandstone	+\$0
WN	warm grey neutral	+\$0

Twill Laminate		
LBF	neutral twill	+\$0
LBJ	graphite twill	+\$0
LBQ	white twill	+\$0

Wood-Grain Laminate		
76	light brown walnut	+\$0
HM	natural maple	+\$0
HP	light anigre	+\$0
HX	aged cherry	+\$0
LBA	clear on ash	+\$0
LBR	phantom ecru	+\$0
LBS	phantom cocoa	+\$0
LBU	medium matte walnut	+\$0
LBV	warm grey teak	+\$0
LBB	oak on ash	+\$0
LBC	walnut on ash	+\$0

Step 12. Pull Finish

<i>For arc pull (A)</i>		
NH	brushed nickel <input type="checkbox"/> A	+\$0
NK	black nickel <input type="checkbox"/> A	+\$0

<i>For bar pull (K) or flush pull (U)</i>		
DB3	glacier <input type="checkbox"/> A	+\$10
DN2	nightfall <input type="checkbox"/> A	+\$10
DR1	canyon <input type="checkbox"/> A	+\$10
OLF	olive <input type="checkbox"/> A	+\$10

<i>For bar pull (K) or flush pull (U)</i>		
91	white <input type="checkbox"/> A	+\$0
98	studio white <input type="checkbox"/> A	+\$0
G1	graphite <input type="checkbox"/> A	+\$0
8Q	folkstone grey <input type="checkbox"/> A	+\$0
WL	sandstone <input type="checkbox"/> A	+\$0
MS	metallic silver <input type="checkbox"/> A	+\$0
CN	metallic champagne <input type="checkbox"/> A	+\$0

Step 13. Foot Finish
For tube foot (5) or c-foot (9)

Metallic Paint		
SNA	satin aluminum <input type="checkbox"/> A	+\$10
SNB	satin bronze <input type="checkbox"/> A	+\$10
SNC	satin carbon <input type="checkbox"/> A	+\$10
CN	metallic champagne	+\$0
EH	metallic bronze	+\$0
MS	metallic silver	+\$0

Sand Texture Paint		
BK	black <input type="checkbox"/> A	+\$0
CL	cool grey neutral <input type="checkbox"/> A	+\$0

Smooth Paint		
8Q	folkstone grey <input type="checkbox"/> A	+\$0
91	white <input type="checkbox"/> A	+\$0
98	studio white <input type="checkbox"/> A	+\$0
G1	graphite <input type="checkbox"/> A	+\$0
WL	sandstone <input type="checkbox"/> A	+\$0
WN	warm grey neutral <input type="checkbox"/> A	+\$0

Bookcase *continued*

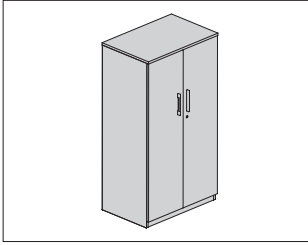
Step 14. Lock Option

For 2 symmetrical doors (D)

KA	keyed alike <input type="checkbox"/>	+\$0
KC	keyed differently, chrome <input type="checkbox"/>	+\$0
KD	keyed differently, black <input type="checkbox"/>	+\$0

Wardrobe

L2WR.



Tu® Wood Storage

Product Information

Description

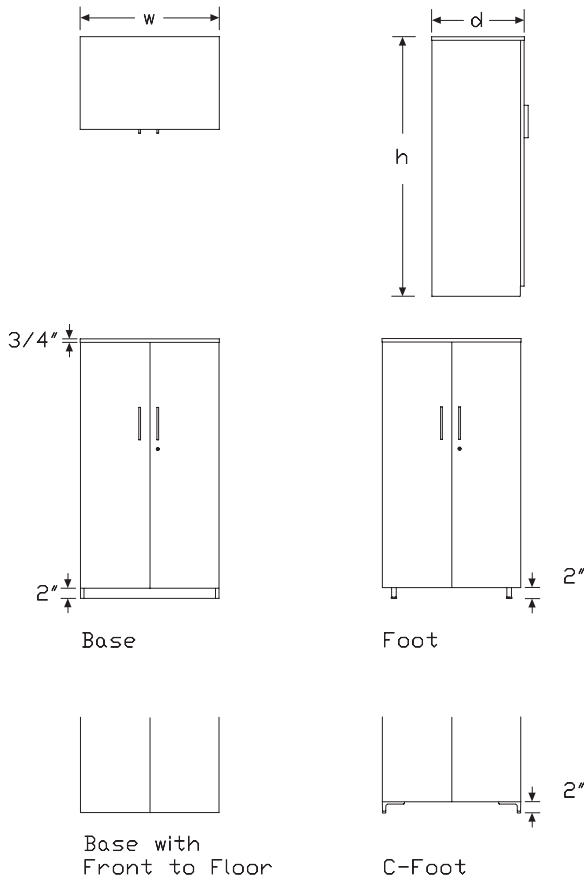
This freestanding wardrobe cabinet is fully enclosed and has a laminate or veneer case, front and $\frac{3}{4}$ "-, $1\frac{1}{8}$ "-, or $1\frac{1}{4}$ "-thick top. Wardrobe comes in 8 heights, 4 widths, and 2 depths. Base options are 2"-high base, base with front to floor, or 2"-high foot with 1" leveling glides. Interior has a coat rod and 1 shelf. Cabinet comes standard with double doors and lock.

Notes

Actual cabinet widths are $23\frac{7}{8}$ " (24), $29\frac{7}{8}$ " (30), $35\frac{7}{8}$ " (36), or $41\frac{7}{8}$ " (42).

For use with Layout Studio® or Canvas Office Landscape®, specify $1\frac{1}{8}$ " thick top or $1\frac{1}{4}$ " thick top.

Dimensions



Specification Information

Step 1.

L2WR. [A]

Step 2. Height

42	42" high	+\$1845
46	46" high	+\$1946
53	53" high [A]	+\$2076
57	57" high	+\$2148
60	60" high	+\$2233
68	68" high	+\$2459
72	72" high	+\$2757
84	84" high	+\$3059

Step 3. Width

24	24" wide	+\$0
30	30" wide	+\$157
36	36" wide	+\$312
42	42" wide	+\$621

Step 4. Depth

20	20" deep	+\$157
24	24" deep	+\$312

Step 5. Base

1	base	+\$0
3	base with fronts to floor [A]	+\$20
5	tube foot [A]	+\$157
9	c-foot	+\$204

Step 6. Case Material

For 42" high (42) or 46" high (46)

H	high-pressure laminate with thermoplastic edge [A]	+\$701
L	thermally-fused laminate with thermoplastic edge	+\$0

For 53" high (53), 57" high (57), or 60" high (60)

H	high-pressure laminate with thermoplastic edge [A]	+\$701
H	high-pressure laminate with thermoplastic edge [A]	+\$896
L	thermally-fused laminate with thermoplastic edge	+\$0

For 68" high (68) or 72" high (72)

H	high-pressure laminate with thermoplastic edge [A]	+\$896
L	thermally-fused laminate with thermoplastic edge	+\$0

For 84" high (84)

H	high-pressure laminate with thermoplastic edge A	+\$896
L	thermally-fused laminate with thermoplastic edge	+\$0

Step 7. Top Material

For high-pressure laminate with thermoplastic edge (H) or thermally-fused laminate with thermoplastic edge (L)

02	3/4" thermally-fused laminate with thermoplastic edge	+\$0
06	1 1/4" high-pressure laminate with thermoplastic edge A	+\$121
08	1 1/8" high-pressure laminate with thermoplastic edge A	+\$121
11	3/4" high-pressure laminate with thermoplastic edge A	+\$121
NT	no top	-\$14

Step 8. Pull Type

A	arc pull	+\$0
K	bar pull	+\$0
U	flush pull	+\$0

Step 9. Case/Front Finish

8Q	folkstone grey	+\$0
91	white	+\$0
98	studio white	+\$0
CL	cool grey neutral	+\$0
LU	soft white	+\$0
WL	sandstone	+\$0
WN	warm grey neutral	+\$0
LBF	neutral twill	+\$0
LBJ	graphite twill	+\$0
LBQ	white twill	+\$0
76	light brown walnut	+\$0
HM	natural maple	+\$0
HP	light anigre	+\$0
HX	aged cherry	+\$0
LBA	clear on ash	+\$0
LBB	oak on ash	+\$0
LBC	walnut on ash	+\$0
LBR	phantom ecru	+\$0
LBS	phantom cocoa	+\$0
LBU	medium matte walnut	+\$0
LBV	warm grey teak	+\$0

Step 10. Top/Edge Finish

For 3/4" thermally-fused laminate with thermoplastic edge (02), 1 1/4" high-pressure laminate with thermoplastic edge (06), 1 1/8" high-pressure laminate with thermoplastic edge (08), or 3/4" high-pressure laminate with thermoplastic edge (11)

Solid-Color Laminate

8Q	folkstone grey	+\$0
91	white	+\$0
98	studio white	+\$0
CL	cool grey neutral	+\$0
LU	soft white	+\$0
WL	sandstone	+\$0
WN	warm grey neutral	+\$0

Twill Laminate

LBF	neutral twill	+\$0
LBJ	graphite twill	+\$0
LBQ	white twill	+\$0

Wood-Grain Laminate

76	light brown walnut	+\$0
HM	natural maple	+\$0
HP	light anigre	+\$0
HX	aged cherry	+\$0
LBA	clear on ash	+\$0
LBR	phantom ecru	+\$0
LBS	phantom cocoa	+\$0
LBU	medium matte walnut	+\$0
LBV	warm grey teak	+\$0
LBB	oak on ash	+\$0
LBC	walnut on ash	+\$0

Step 11. Pull Finish

For arc pull (A)

NH	brushed nickel	+\$0
NK	black nickel	+\$0

Metallic Paint

For bar pull (K) or flush pull (U)

CN	metallic champagne A	+\$0
MS	metallic silver A	+\$0
SNA	satin aluminum A	+\$10
SNB	satin bronze A	+\$10
SNC	satin carbon A	+\$10

Sand Texture Paint

For bar pull (K) or flush pull (U)

DB3	glacier <input type="checkbox"/>	+\$10
DN2	nightfall <input type="checkbox"/>	+\$10
DR1	canyon <input type="checkbox"/>	+\$10
OLF	olive <input type="checkbox"/>	+\$10
BK	black <input type="checkbox"/>	+\$0

Smooth Paint

For bar pull (K) or flush pull (U)

8Q	folkstone grey <input type="checkbox"/>	+\$0
91	white <input type="checkbox"/>	+\$0
98	studio white <input type="checkbox"/>	+\$0
G1	graphite <input type="checkbox"/>	+\$0
WL	sandstone <input type="checkbox"/>	+\$0

Step 12. Foot Finish

For tube foot (5) or c-foot (9)

Metallic Paint

CN	metallic champagne <input type="checkbox"/>	+\$0
EH	metallic bronze <input type="checkbox"/>	+\$0
MS	metallic silver <input type="checkbox"/>	+\$0
SNA	satin aluminum <input type="checkbox"/>	+\$10
SNB	satin bronze <input type="checkbox"/>	+\$10
SNC	satin carbon <input type="checkbox"/>	+\$10

Sand Texture Paint

BK	black <input type="checkbox"/>	+\$0
-----------	--------------------------------	------

Smooth Paint

8Q	folkstone grey <input type="checkbox"/>	+\$0
91	white <input type="checkbox"/>	+\$0
98	studio white <input type="checkbox"/>	+\$0
CL	cool grey neutral <input type="checkbox"/>	+\$0
G1	graphite <input type="checkbox"/>	+\$0
WL	sandstone <input type="checkbox"/>	+\$0
WN	warm grey neutral <input type="checkbox"/>	+\$0

Step 13. Interior

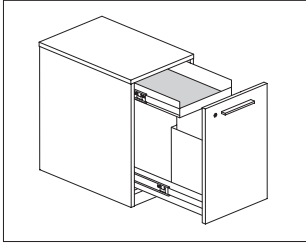
CR	coat rod with fixed shelf	+\$0
-----------	---------------------------	------

Step 14. Lock

KA	keyed alike	+\$0
KD	keyed differently, black	+\$0
KC	keyed differently, chrome	+\$0

Personal Tower - Mini Storage/
Bag Drawer Liner

L2LN.



Product Information

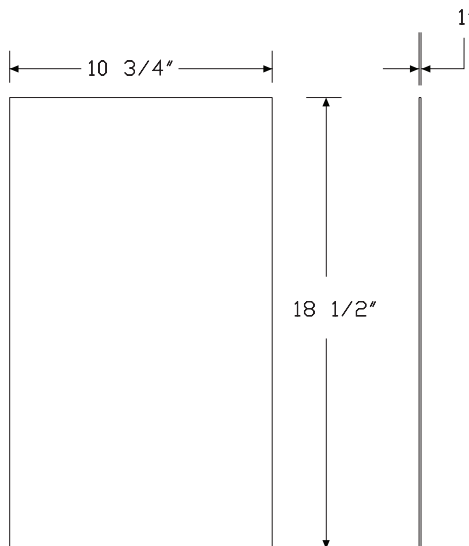
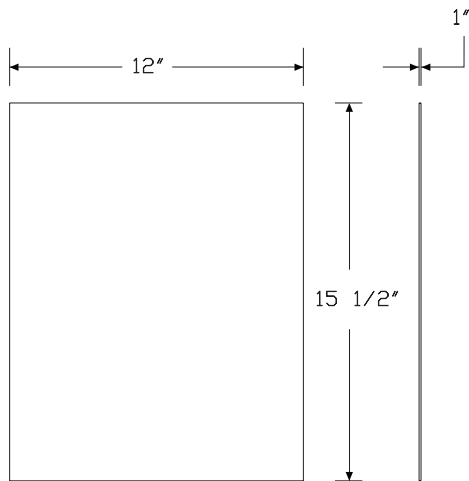
Description

This liner fits in the top or bottom drawer of the laminate personal tower-mini storage/bag. It is user movable without tools. Top material is polyester felt.

Notes

Order personal tower-mini storage/bag (L2PN.) separately.

Dimensions



Specification Information

Step 1.

L2LN.DL A

Step 2. Size

A top drawer A

B bottom drawer A

Prices for Steps 1-2.

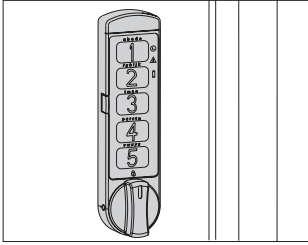
L2LN.DL	A	\$172
	B	\$184

Step 3. Finish

Price Category 4 +\$0

Keyless Lock

MKL-H
 MKL-V
 MKS-H
 MKS-V



Tu® Keyless Locks

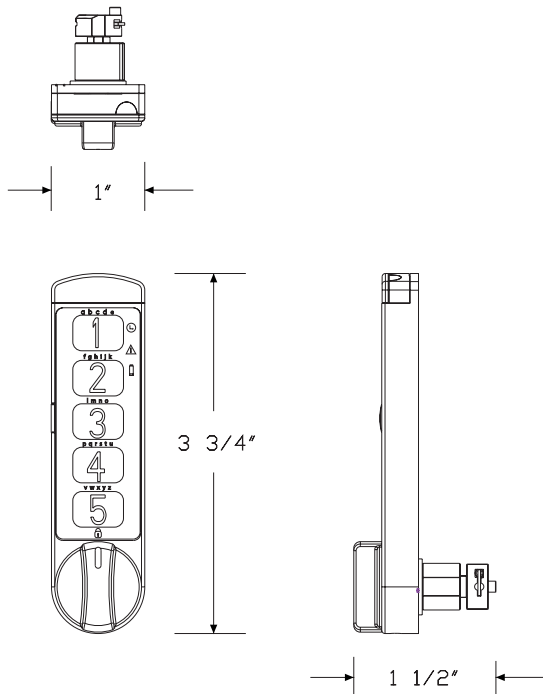
Product Information

Description
 This keyless lock replaces an existing cam lock and is available in 2 mode options. Locker mode allows for a temporary code to be entered for each use, and station mode allows for repeated use with the same code. Multiple orientation options allow the keyless lock to be used with a variety of products.

Notes
 Replacement battery is a 3-volt lithium CR2032 battery.
 Actual lock dimensions are 3.86"W×1.00"H×0.39"D.
 Meridian® standard pull 2600 series, the Tu® metal pedestal, and some Tu metal lateral files will not accommodate the width of the keyless lock.
 Order the following products separately:

- Control key fob (MKL-CKF)
 - User key fob (MKL-UKF)
- This keyless lock can be found under the Meridian® product line code of MS.

Dimensions



Specification Information

Step 1.

MK

Step 2. Mode

L- locker mode

S- station mode

Step 3. Orientation

HL horizontal, keypad facing left

HR horizontal, keypad facing right

VU vertical, keypad facing up

VD vertical, keypad facing down

Prices for Steps 1-3.

MKL-HL	\$289
MKL-HR	\$289
MKL-VU	\$289
MKL-VD	\$289
MKS-HL	\$289
MKS-HR	\$289
MKS-VU	\$289
MKS-VD	\$289

Step 4. Finish

OI silver <input type="checkbox"/>	+\$0
BK black <input type="checkbox"/>	+\$0

Keyless Lock, Control Key Fob

MKL-C



Product Information

Description

This key fob opens the keyless lock without using the numeric keypad.

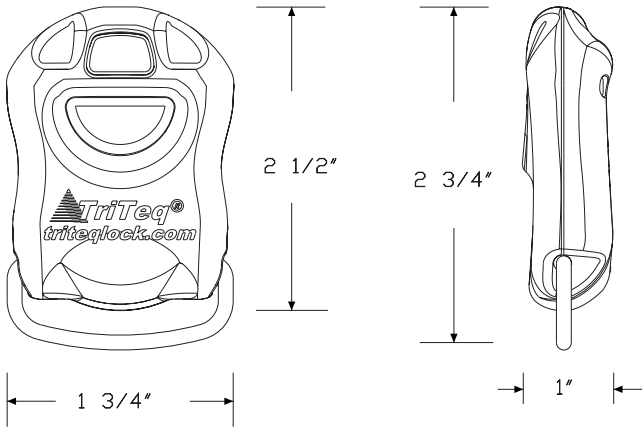
Notes

Order the following products separately:

- Keyless lock (MK)
- User key fob (MKL-UKF)

This keyless lock, control key fob can be found under the Meridian® product line code of MS.

Dimensions



Specification Information

Step 1.

MKL-CKF A

\$249

Keyless Lock, User Key Fob

MKL-U



Tu® Keyless Locks

Product Information

Description

This key fob opens the keyless lock without using the numeric keypad.

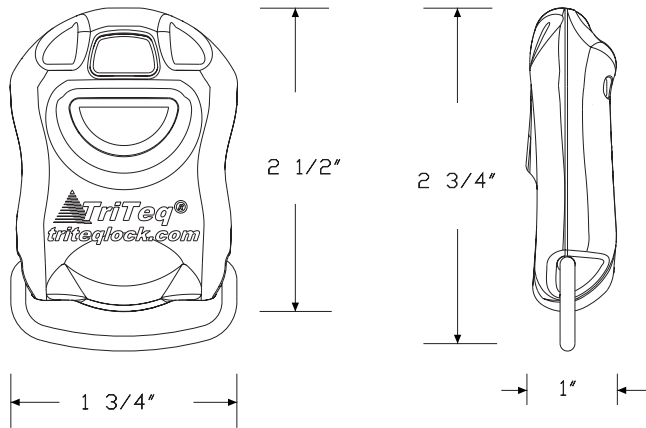
Notes

Order the following products separately:

- Keyless lock (MK)
- Control key fob (MKL-CKF)

This keyless lock, user key fob can be found under the Meridian® product line code of MS.

Dimensions



Specification Information

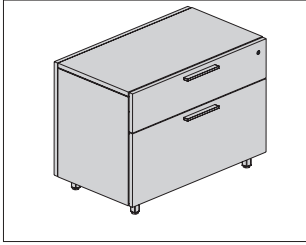
Step 1.

MKL-UKF A

\$249

Credenza with 2" Base,
Individual Box/File

L2CF.



Product Information

Description

This individual credenza provides drawer storage on 1 side with a box drawer and file drawer. It can be used freestanding or with a structural support bracket to support the chase. Credenza is available with laminate or veneer case and laminate or veneer drawer fronts. It has a recessed 2"-high base, base with fronts to floor, or 2"-high feet with 1" leveling glides. False back panel is optional.

Notes

Counterweight is required and is specified with each individual storage unit.

Box and file drawers have full-extension slides. File drawers accommodate side-to-side letter filing. For front-to-back filing of letter- or legal-size hanging files, order optional file converter (L29P.15) separately. Specify 2 file converters per drawer.

Actual credenza depth is 16 1/2"; actual width is 29 7/8"; actual height is 22".

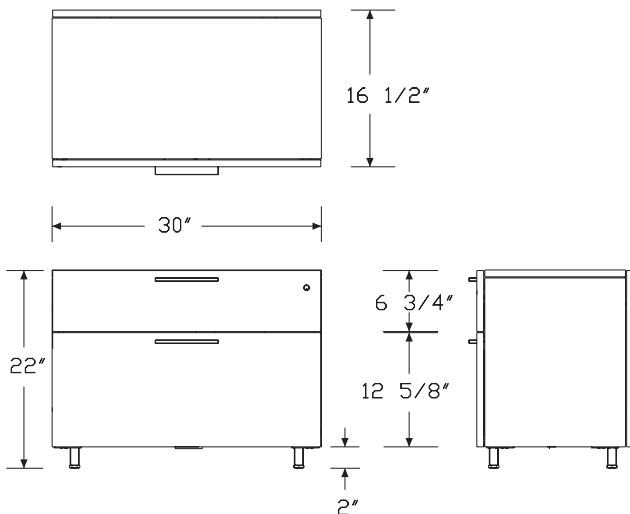
Order optional accessories separately:

- Structural support, low storage to chase (FG292.1B)

Grain direction is vertical on fronts, sides, and back/false back panel. For keyed-alike locks, order lock plugs separately. See keyed-alike information in appendices.

See planning guide for additional configuration information and dimensions.

Dimensions



Specification Information

Step 1.

L2CF.21

Step 2. Width

30 30" wide +\$2425

Step 3. Depth

16 16.5" deep +\$0

Step 4. Base/Foot Height

1 base +\$33
3 base with fronts to floor +\$62
5 tube foot +\$148
9 c-foot +\$188

Step 5. Configuration

BF box/file - 30" wide module +\$0

Step 6. Case Material

L thermally-fused laminate case material +\$0

Step 7. Front Material

L thermally-fused laminate front material +\$0

Step 8. Pull Type

A arc pull +\$0
K bar pull +\$0
U flush pull +\$0

Step 9. False Back Panel

N no back panel +\$0
B back panel, matches finish of drawer fronts +\$242

Tu® Wood for Vista™

Credenza with 2" Base,
Individual Box/File *continued*

Tu® Wood for Vista™

Step 10. Case Finish

76	light brown walnut	+\$0
8Q	folkstone grey	+\$0
91	white	+\$0
98	studio white	+\$0
CL	cool grey neutral	+\$0
G1	graphite	+\$0
HM	natural maple	+\$0
HP	light anigre	+\$0
HX	aged cherry	+\$0
LBA	clear on ash	+\$0
LBB	oak on ash	+\$0
LBC	walnut on ash	+\$0
LBF	neutral twill	+\$0
LBJ	graphite twill	+\$0
LBQ	white twill	+\$0
LBR	phantom ecru	+\$0
LBS	phantom cocoa	+\$0
LBU	medium matte walnut	+\$0
LBV	warm grey teak	+\$0
LU	soft white	+\$0
WL	sandstone	+\$0
WN	warm grey neutral	+\$0

Step 11. Front Finish

76	light brown walnut	+\$0
8Q	folkstone grey	+\$0
91	white	+\$0
98	studio white	+\$0
CL	cool grey neutral	+\$0
G1	graphite	+\$0
HM	natural maple	+\$0
HP	light anigre	+\$0
HX	aged cherry	+\$0
LBA	clear on ash	+\$0
LBB	oak on ash	+\$0
LBC	walnut on ash	+\$0
LBF	neutral twill	+\$0
LBJ	graphite twill	+\$0
LBQ	white twill	+\$0
LBR	phantom ecru	+\$0
LBS	phantom cocoa	+\$0
LBU	medium matte walnut	+\$0
LBV	warm grey teak	+\$0
LU	soft white	+\$0
WL	sandstone	+\$0
WN	warm grey neutral	+\$0

Step 12. Pull Finish

For arc pull (A)

NH	brushed nickel	+\$0
NK	black nickel	+\$0

Smooth Paint

For bar pull (K) or flush pull (U)

8Q	folkstone grey	+\$0
91	white	+\$0
98	studio white	+\$0
G1	graphite	+\$0
WL	sandstone	+\$0

Metallic Paint

For bar pull (K) or flush pull (U)

CN	metallic champagne	+\$0
MS	metallic silver	+\$0
SNA	satin aluminum	+\$0
SNB	satin bronze	+\$0
SNC	satin carbon	+\$0

Sand Texture Paint

For bar pull (K) or flush pull (U)

DB3	glacier	+\$10
DN2	nightfall	+\$10
DR1	canyon	+\$10
OLF	olive	+\$10
BK	black	+\$16

Step 13. Foot Finish

For tube foot (5) or c-foot (9)

Smooth Paint

8Q	folkstone grey	+\$0
91	white	+\$0
98	studio white	+\$0
CL	cool grey neutral	+\$0
WL	sandstone	+\$0
WN	warm grey neutral	+\$0

Credenza with 2" Base,
Individual Box/File *continued*

Metallic Paint

CN	metallic champagne	+\$0
EH	metallic bronze	+\$0
MS	metallic silver	+\$0
SNA	satin aluminum	+\$10
SNB	satin bronze	+\$10
SNC	satin carbon	+\$10

Sand Texture Paint

BK	black	+\$0
G1	graphite	+\$0

Step 14. Counterweight

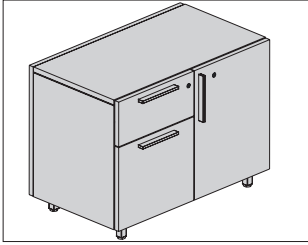
CB	counterweight	+\$0
-----------	---------------	------

Step 15. Lock Option

KA	keyed alike	+\$0
KC	keyed differently, chrome	+\$0
KD	keyed differently, black	+\$0

Credenza with 2" Base,
Individual Box/File + Door

L2CF.



Tu® Wood for Vista™

Product Information

Description

This individual credenza provides 6 configurations of 15", 18" and 30"-wide box drawer, file drawer, and cabinet modules on 1 side of the unit. It can be used freestanding or with a structural support bracket to support the chase. Credenza is available with laminate or veneer case and laminate or veneer fronts. It has a recessed 2"-high base, base with fronts to floor, or 2"-high feet with 1" leveling glides. False back panel is optional.

Notes

Counterweight is required and is specified with each individual storage unit.

Box and file drawers have full-extension slides. File drawers 15" wide accommodate front-to-back filing. File drawers 30" wide accommodate side-to-side letter filing. For front-to-back filing of letter- or legal-size hanging files, order optional file converter (L29P.15) separately. Specify 2 file converters per drawer.

Actual credenza depth is 16 1/2"; actual height is 22".

Actual credenza widths are:

Nominal—Actual

30"—29 5/8"

45"—44 3/4"

48"—47 3/4"

Order optional accessories separately:

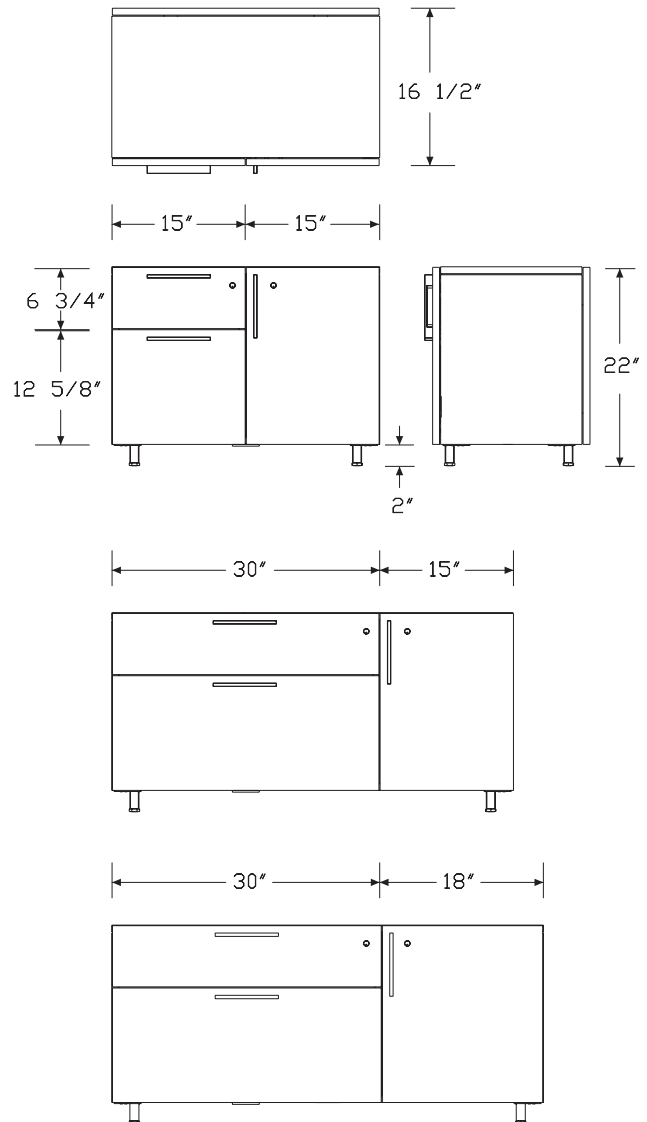
- Structural support, low storage to chase (FG292.1B)

Grain direction is vertical on fronts, sides, and back/false back panel.

For keyed-alike locks, order lock plugs separately. See keyed-alike information in appendices.

See planning guide for additional configuration information and dimensions.

Dimensions



Credenza with 2" Base, Individual Box/File + Door *continued*

Specification Information

Step 1.

L2CF.22

Step 2. Width

30	30" wide	+\$2573
45	45" wide	+\$3030
48	48" wide	+\$3066

Step 3. Depth

16	16.5" deep	+\$0
-----------	------------	------

Step 4. Base/Foot Height

1	base	+\$33
3	base with fronts to floor	+\$62
5	tube foot	+\$148
9	c-foot	+\$188

Step 5. Configuration

For 30" wide (30)

B1	box/file, door - 15" wide modules	+\$0
D1	door, box/file - 15" wide modules	+\$0

For 45" wide (45)

B2	box/file - 30" wide module, door - 15" wide module	+\$0
D2	door - 15" wide module, box/file - 30" wide module	+\$0

For 48" wide (48)

B3	box/file - 30" wide module, door - 18" wide module	+\$0
D3	door - 18" wide module, box/file - 30" wide module	+\$0

Step 6. Case Material

L	thermally-fused laminate case material	+\$0
----------	--	------

Step 7. Front Material

L	thermally-fused laminate front material	+\$0
----------	---	------

Step 8. Pull Type

A	arc pull	+\$0
K	bar pull	+\$0
U	flush pull	+\$0

Step 9. False Back Panel

N	no back panel	+\$0
B	back panel, matches finish of the front panels and drawer fronts	+\$242

Step 10. Case Finish

76	light brown walnut	+\$0
8Q	folkstone grey	+\$0
91	white	+\$0
98	studio white	+\$0
CL	cool grey neutral	+\$0
G1	graphite	+\$0
HM	natural maple	+\$0
HP	light anigre	+\$0
HX	aged cherry	+\$0
LBA	clear on ash	+\$0
LBB	oak on ash	+\$0
LBC	walnut on ash	+\$0
LBF	neutral twill	+\$0
LBJ	graphite twill	+\$0
LBQ	white twill	+\$0
LBR	phantom ecru	+\$0
LBS	phantom cocoa	+\$0
LBU	medium matte walnut	+\$0
LBV	warm grey teak	+\$0
LU	soft white	+\$0
WL	sandstone	+\$0
WN	warm grey neutral	+\$0

Tu® Wood for Vista™

Credenza with 2" Base,
Individual Box/File + Door *continued*

Tu® Wood for Vista™

Step 11. Front Finish

76	light brown walnut	+\$0
8Q	folkstone grey	+\$0
91	white	+\$0
98	studio white	+\$0
CL	cool grey neutral	+\$0
G1	graphite	+\$0
HM	natural maple	+\$0
HP	light anigre	+\$0
HX	aged cherry	+\$0
LBA	clear on ash	+\$0
LBB	oak on ash	+\$0
LBC	walnut on ash	+\$0
LBF	neutral twill	+\$0
LBJ	graphite twill	+\$0
LBQ	white twill	+\$0
LBR	phantom ecru	+\$0
LBS	phantom cocoa	+\$0
LBU	medium matte walnut	+\$0
LBV	warm grey teak	+\$0
LU	soft white	+\$0
WL	sandstone	+\$0
WN	warm grey neutral	+\$0

Step 12. Pull Finish

For arc pull (A)

NH	brushed nickel	+\$0
NK	black nickel	+\$0

Smooth Paint

For bar pull (K) or flush pull (U)

8Q	folkstone grey	+\$0
91	white	+\$0
98	studio white	+\$0
G1	graphite	+\$0
WL	sandstone	+\$0

Metallic Paint

For bar pull (K) or flush pull (U)

SNA	satin aluminum	+\$10
SNB	satin bronze	+\$10
SNC	satin carbon	+\$10
CN	metallic champagne	+\$0
MS	metallic silver	+\$0

Sand Texture Paint

For bar pull (K) or flush pull (U)

DB3	glacier	+\$10
DN2	nightfall	+\$10
DR1	canyon	+\$10
OLF	olive	+\$10
BK	black	+\$16

Step 13. Foot Finish

For tube foot (5) or c-foot (9)

Smooth Paint

8Q	folkstone grey	+\$0
91	white	+\$0
98	studio white	+\$0
CL	cool grey neutral	+\$0
WL	sandstone	+\$0
WN	warm grey neutral	+\$0

Metallic Paint

SNA	satin aluminum	+\$10
SNB	satin bronze	+\$10
SNC	satin carbon	+\$10
CN	metallic champagne	+\$0
EH	metallic bronze	+\$0
MS	metallic silver	+\$0

Sand Texture Paint

BK	black	+\$0
G1	graphite	+\$0

Step 14. Counterweight

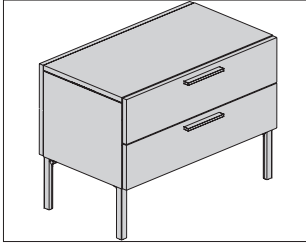
CB	counterweight	+\$0
-----------	---------------	------

Step 15. Lock Option

KA	keyed alike	+\$0
KC	keyed differently, chrome	+\$0
KD	keyed differently, black	+\$0

Credenza with 8" Base,
Individual 1 Module

L2CF.



Product Information

Description

This individual credenza provides drawer storage on 1 side with 2 box drawers and can be used freestanding or with a structural support bracket to support the chase. Options include a lock or no lock and a false back panel. Credenza is available with laminate or veneer case and laminate or veneer drawer fronts and has 8"-high feet with 1 1/2" leveling glides.

Notes

Counterweight is required and is specified with each individual storage unit.

Box drawers have full-extension slides.

Actual credenza depth is 16 1/2"; actual width is 29 7/8"; actual height is 22".

Order optional accessories separately:

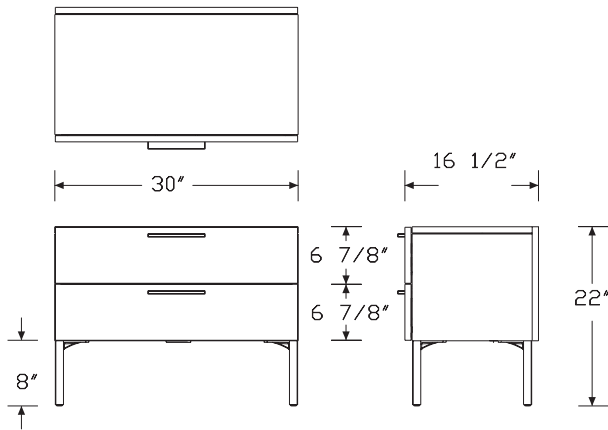
- Structural support, low storage to chase (FG292.1B)

Grain direction is vertical on fronts, sides, and back/false back panel.

For keyed-alike locks, order lock plugs separately. See keyed-alike information in appendices.

See planning guide for additional configuration information and dimensions.

Dimensions



Specification Information

Step 1.

L2CF.81

Step 2. Width

30 30" wide +\$2623

Step 3. Depth

16 16.5" deep +\$0

Step 4. Base/Foot Height

8 8" foot +\$0

Step 5. Configuration

BB box/box - 30" wide module +\$0

Step 6. Case Material

L thermally-fused laminate case material +\$0

Step 7. Front Material

L thermally-fused laminate front material +\$0

Step 8. Pull Type

A arc pull +\$0

K bar pull +\$0

U flush pull +\$0

Step 9. False Back Panel

N no back panel +\$0

B back panel, matches finish of drawer fronts +\$242

Step 10. Lock

L lock +\$0

N no lock -\$15

Credenza with 8" Base,
Individual 1 Module *continued*

Tu® Wood for Vista™

Step 11. Case Finish

76	light brown walnut	+\$0
8Q	folkstone grey	+\$0
91	white	+\$0
98	studio white	+\$0
CL	cool grey neutral	+\$0
G1	graphite	+\$0
HM	natural maple	+\$0
HP	light anigre	+\$0
HX	aged cherry	+\$0
LBA	clear on ash	+\$0
LBB	oak on ash	+\$0
LBC	walnut on ash	+\$0
LBF	neutral twill	+\$0
LBJ	graphite twill	+\$0
LBQ	white twill	+\$0
LBR	phantom ecru	+\$0
LBS	phantom cocoa	+\$0
LBU	medium matte walnut	+\$0
LBV	warm grey teak	+\$0
LU	soft white	+\$0
WL	sandstone	+\$0
WN	warm grey neutral	+\$0

Step 12. Front Finish

76	light brown walnut	+\$0
8Q	folkstone grey	+\$0
91	white	+\$0
98	studio white	+\$0
CL	cool grey neutral	+\$0
G1	graphite	+\$0
HM	natural maple	+\$0
HP	light anigre	+\$0
HX	aged cherry	+\$0
LBA	clear on ash	+\$0
LBB	oak on ash	+\$0
LBC	walnut on ash	+\$0
LBF	neutral twill	+\$0
LBJ	graphite twill	+\$0
LBQ	white twill	+\$0
LBR	phantom ecru	+\$0
LBS	phantom cocoa	+\$0
LBU	medium matte walnut	+\$0
LBV	warm grey teak	+\$0
LU	soft white	+\$0
WL	sandstone	+\$0
WN	warm grey neutral	+\$0

Step 13. Pull Finish

For arc pull (A)

NH	brushed nickel A	+\$0
NK	black nickel A	+\$0

Smooth Paint

For bar pull (K) or flush pull (U)

8Q	folkstone grey	+\$0
91	white	+\$0
98	studio white	+\$0
G1	graphite	+\$0
WL	sandstone	+\$0

Metallic Paint

For bar pull (K) or flush pull (U)

SNA	satin aluminum	+\$10
SNB	satin bronze	+\$10
SNC	satin carbon	+\$10
CN	metallic champagne	+\$0
MS	metallic silver	+\$0

Sand Texture Paint

For bar pull (K) or flush pull (U)

DB3	glacier	+\$10
DN2	nightfall	+\$10
DR1	canyon	+\$10
OLF	olive	+\$10
BK	black	+\$16

Step 14. Foot Finish

Smooth Paint

8Q	folkstone grey	+\$0
91	white	+\$0
98	studio white	+\$0
CL	cool grey neutral	+\$0
WL	sandstone	+\$0
WN	warm grey neutral	+\$0

Metallic Paint

CN	metallic champagne	+\$0
EH	metallic bronze	+\$0
MS	metallic silver	+\$0

Credenza with 8" Base,
Individual 1 Module *continued*

Sand Texture Paint

BK	black	+\$0
G1	graphite	+\$0

Step 15. Counterweight

CB	counterweight	+\$0
-----------	---------------	------

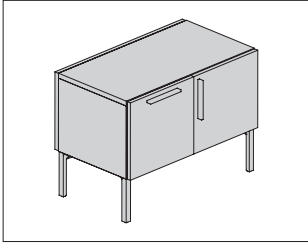
Step 16. Lock Option

For lock (L)

KA	keyed alike	+\$0
KC	keyed differently, chrome	+\$0
KD	keyed differently, black	+\$0

Credenza with 8" Base,
Individual 2 Module - 30" Wide

L2CF.



Tu® Wood for Vista™

Product Information

Description

This individual credenza provides 4 configurations of 15"-wide file drawer and cabinet modules on 1 side of the unit. It can be used freestanding or with a structural support bracket to support the chase. Options include a lock or no lock and a false back panel. Credenza is available with laminate or veneer case and laminate or veneer fronts and has 8"-high feet with 1 1/2" leveling glides.

Notes

Counterweight is required and is specified with each individual storage unit.

File drawers have full-extension slides and accommodate front-to-back filing.

Actual credenza depth is 16 1/2"; actual width is 29 5/8"; actual height is 22".

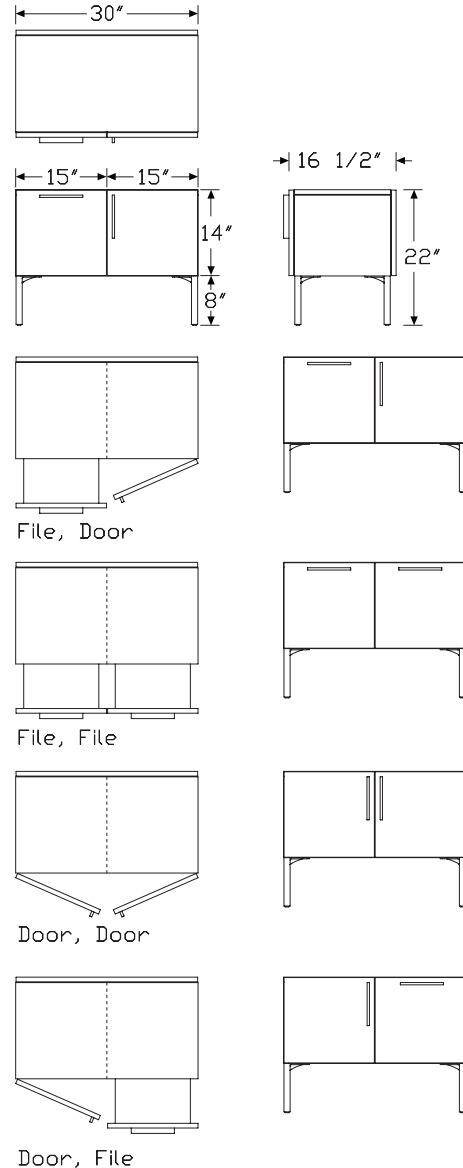
Order optional accessories separately:

- Structural support, low storage to chase (FG292.1B)

Grain direction is vertical on fronts, sides, and back/false back panel. For keyed-alike locks, order lock plugs separately. See keyed-alike information in appendices.

See planning guide for additional configuration information and dimensions.

Dimensions



Credenza with 8" Base, Individual 2 Module - 30" Wide

continued

Specification Information		
Step 1.		
L2CF.82		
Step 2. Width		
30	30" wide	+\$2296
Step 3. Depth		
16	16.5" deep	+\$0
Step 4. Base/Foot Height		
8	8" foot	+\$0
Step 5. Configuration		
FF	file, file - 15" wide modules	+\$318
DD	door, door - 15" wide modules	+\$0
FD	file, door - 15" wide modules	+\$154
DF	door, file - 15" wide modules	+\$154
Step 6. Case Material		
L	thermally-fused laminate case material	+\$0
Step 7. Front Material		
L	thermally-fused laminate front material	+\$0
Step 8. Pull Type		
A	arc pull	+\$0
K	bar pull	+\$0
U	flush pull	+\$0
Step 9. False Back Panel		
N	no back panel	+\$0
B	back panel, matches finish of the front panels and drawer fronts	+\$242
Step 10. Lock		
L	lock	+\$0
N	no lock	-\$32

Step 11. Case Finish		
76	light brown walnut	+\$0
8Q	folkstone grey	+\$0
91	white	+\$0
98	studio white	+\$0
CL	cool grey neutral	+\$0
G1	graphite	+\$0
HM	natural maple	+\$0
HP	light anigre	+\$0
HX	aged cherry	+\$0
LBA	clear on ash	+\$0
LBB	oak on ash	+\$0
LBC	walnut on ash	+\$0
LBF	neutral twill	+\$0
LBJ	graphite twill	+\$0
LBQ	white twill	+\$0
LBR	phantom ecru	+\$0
LBS	phantom cocoa	+\$0
LBU	medium matte walnut	+\$0
LBV	warm grey teak	+\$0
LU	soft white	+\$0
WL	sandstone	+\$0
WN	warm grey neutral	+\$0
Step 12. Front Finish		
76	light brown walnut	+\$0
8Q	folkstone grey	+\$0
91	white	+\$0
98	studio white	+\$0
CL	cool grey neutral	+\$0
G1	graphite	+\$0
HM	natural maple	+\$0
HP	light anigre	+\$0
HX	aged cherry	+\$0
LBA	clear on ash	+\$0
LBB	oak on ash	+\$0
LBC	walnut on ash	+\$0
LBF	neutral twill	+\$0
LBJ	graphite twill	+\$0
LBQ	white twill	+\$0
LBR	phantom ecru	+\$0
LBS	phantom cocoa	+\$0
LBU	medium matte walnut	+\$0
LBV	warm grey teak	+\$0
LU	soft white	+\$0
WL	sandstone	+\$0
WN	warm grey neutral	+\$0

Tu® Wood for Vista™

Credenza with 8" Base, Individual 2 Module - 30" Wide

continued

Tu® Wood for Vista™

Step 13. Pull Finish

For arc pull (A)

NH	brushed nickel	+\$0
NK	black nickel	+\$0

Smooth Paint

For bar pull (K) or flush pull (U)

8Q	folkstone grey	+\$0
91	white	+\$0
98	studio white	+\$0
G1	graphite	+\$0
WL	sandstone	+\$0

Metallic Paint

For bar pull (K) or flush pull (U)

SNA	satin aluminum	+\$10
SNB	satin bronze	+\$10
SNC	satin carbon	+\$10
CN	metallic champagne	+\$0
MS	metallic silver	+\$0

Sand Texture Paint

For bar pull (K) or flush pull (U)

DB3	glacier	+\$0
DN2	nightfall	+\$0
DR1	canyon	+\$0
OLF	olive	+\$0
BK	black	+\$16

Step 14. Foot Finish

Smooth Paint

8Q	folkstone grey	+\$0
91	white	+\$0
98	studio white	+\$0
CL	cool grey neutral	+\$0
WL	sandstone	+\$0
WN	warm grey neutral	+\$0

Metallic Paint

SNA	satin aluminum	+\$10
SNB	satin bronze	+\$10
SNC	satin carbon	+\$10
CN	metallic champagne	+\$0
EH	metallic bronze	+\$0
MS	metallic silver	+\$0

Sand Texture Paint

BK	black	+\$0
G1	graphite	+\$0

Step 15. Counterweight

For file, file - 15" wide modules (FF), file, door - 15" wide modules (FD), or door, file - 15" wide modules (DF)

CB	counterweight	+\$0
-----------	---------------	------

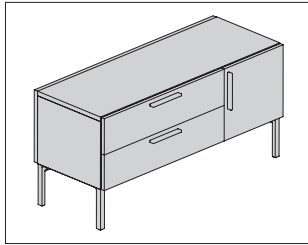
Step 16. Lock Option

For lock (L)

KA	keyed alike	+\$0
KC	keyed differently, chrome	+\$0
KD	keyed differently, black	+\$0

Credenza with 8" Base,
Individual 2 Module - 45" Wide

L2CF.



Product Information

Description

This individual credenza provides 6 configurations of 15"- and 30"-wide box drawer, file drawer, cabinet, and tip-out bin modules on 1 side of the unit. It can be used freestanding or with a structural support bracket to support the chase. Options include a lock or no lock and a false back panel. Credenza is available with laminate or veneer case and laminate or veneer fronts and has 8"-high feet with 1 1/2" leveling glides.

Notes

Counterweight is required and is specified with each individual storage unit.

Box and file drawers have full-extension slides. File drawers accommodate front-to-back filing.

Actual credenza depth is 16 1/2"; actual width is 44 3/4"; actual height is 22".

Order optional accessories separately:

- Structural support, low storage to chase (FG292.1B)

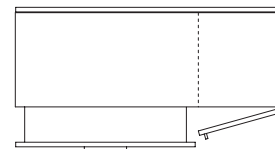
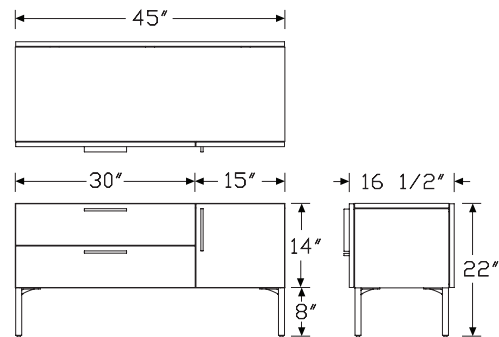
Grain direction is vertical on fronts, sides, and back/false back panel.

For keyed-alike locks, order lock plugs separately. See keyed-alike information in appendices.

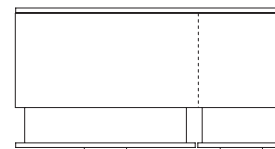
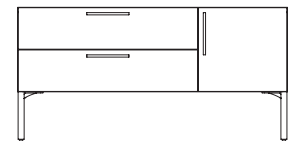
Dimensional illustration does not include all possible configurations.

See planning guide for additional configuration information and dimensions.

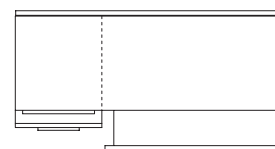
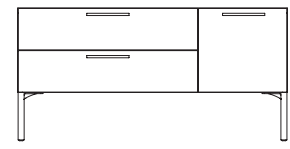
Dimensions



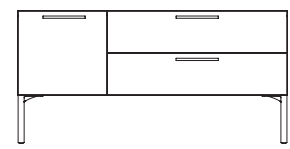
Box/Box, Door



Box/Box, File



Tip-Out Bin, Box/Box



Tu® Wood for Vista™

Credenza with 8" Base, Individual 2 Module - 45" Wide

continued

Tu® Wood for Vista™

Specification Information		
Step 1.		
L2CF.82		
Step 2. Width		
45	45" wide	+\$3132
Step 3. Depth		
16	16.5" deep	+\$0
Step 4. Base/Foot Height		
8	8" foot	+\$0
Step 5. Configuration		
2BB	tip-out bin - 15" wide module, box/box - 30" wide module	+\$182
BB2	box/box - 30" wide module, tip-out bin - 15" wide module	+\$182
BBD	box/box - 30" wide module, door - 15" wide module	+\$0
BBF	box/box - 30" wide module, file - 15" wide module	+\$161
DBB	door - 15" wide module, box/box - 30" wide module	+\$0
FBB	file - 15" wide module, box/box - 30" wide module	+\$161
Step 6. Case Material		
L	thermally-fused laminate case material	+\$0
Step 7. Front Material		
L	thermally-fused laminate front material	+\$0
Step 8. Pull Type		
A	arc pull	+\$0
K	bar pull	+\$0
U	flush pull	+\$0
Step 9. False Back Panel		
N	no back panel	+\$0
B	back panel, matches finish of the front panels and drawer fronts	+\$310
Step 10. Lock		
L	lock	+\$0
N	no lock	-\$32

Step 11. Case Finish		
76	light brown walnut	+\$0
8Q	folkstone grey	+\$0
91	white	+\$0
98	studio white	+\$0
CL	cool grey neutral	+\$0
G1	graphite	+\$0
HM	natural maple	+\$0
HP	light anigre	+\$0
HX	aged cherry	+\$0
LBA	clear on ash	+\$0
LBB	oak on ash	+\$0
LBC	walnut on ash	+\$0
LBF	neutral twill	+\$0
LBJ	graphite twill	+\$0
LBQ	white twill	+\$0
LBR	phantom ecru	+\$0
LBS	phantom cocoa	+\$0
LBU	medium matte walnut	+\$0
LBV	warm grey teak	+\$0
LU	soft white	+\$0
WL	sandstone	+\$0
WN	warm grey neutral	+\$0
Step 12. Front Finish		
76	light brown walnut	+\$0
8Q	folkstone grey	+\$0
91	white	+\$0
98	studio white	+\$0
CL	cool grey neutral	+\$0
G1	graphite	+\$0
HM	natural maple	+\$0
HP	light anigre	+\$0
HX	aged cherry	+\$0
LBA	clear on ash	+\$0
LBB	oak on ash	+\$0
LBC	walnut on ash	+\$0
LBF	neutral twill	+\$0
LBJ	graphite twill	+\$0
LBQ	white twill	+\$0
LBR	phantom ecru	+\$0
LBS	phantom cocoa	+\$0
LBU	medium matte walnut	+\$0
LBV	warm grey teak	+\$0
LU	soft white	+\$0
WL	sandstone	+\$0
WN	warm grey neutral	+\$0

Credenza with 8" Base, Individual 2 Module - 45" Wide

continued

Step 13. Pull Finish

For arc pull (A)

NH	brushed nickel	+\$0
NK	black nickel	+\$0

Smooth Paint

For bar pull (K) or flush pull (U)

8Q	folkstone grey	+\$0
91	white	+\$0
98	studio white	+\$0
G1	graphite	+\$0
WL	sandstone	+\$0

Metallic Paint

For bar pull (K) or flush pull (U)

SNA	satin aluminum	+\$10
SNB	satin bronze	+\$10
SNC	satin carbon	+\$10
CN	metallic champagne	+\$0
MS	metallic silver	+\$0

Sand Texture Paint

For bar pull (K) or flush pull (U)

DB3	glacier	+\$10
DN2	nightfall	+\$10
DR1	canyon	+\$10
OLF	olive	+\$10
BK	black	+\$16

Step 14. Foot Finish

Smooth Paint

8Q	folkstone grey	+\$0
91	white	+\$0
98	studio white	+\$0
CL	cool grey neutral	+\$0
WL	sandstone	+\$0
WN	warm grey neutral	+\$0

Metallic Paint

SNA	satin aluminum	+\$10
SNB	satin bronze	+\$10
SNC	satin carbon	+\$10
CN	metallic champagne	+\$0
EH	metallic bronze	+\$0
MS	metallic silver	+\$0

Sand Texture Paint

BK	black	+\$0
G1	graphite	+\$0

Step 15. Counterweight

CB	counterweight	+\$0
-----------	---------------	------

Step 16. Lock Option

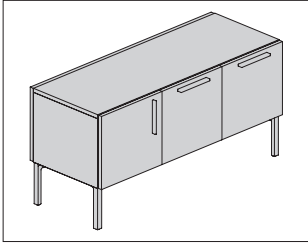
For lock (L)

KA	keyed alike	+\$0
KC	keyed differently, chrome	+\$0
KD	keyed differently, black	+\$0

Tu® Wood for Vista™

Credenza with 8" Base,
Individual 3 Module

L2CF.



Tu® Wood for Vista™

Product Information

Description

This individual credenza provides 10 configurations of 15"-wide file drawer, cabinet, and tip-out bin modules on 1 side of the unit. It can be used freestanding or with a structural support bracket to support the chase. Options include a lock or no lock and a false back panel. Credenza is available with laminate or veneer case and laminate or veneer fronts and has 8"-high feet with 1/2" leveling glides.

Notes

Counterweight is required and is specified with each individual storage unit.

File drawers have full-extension slides and accommodate front-to-back filing.

Actual credenza depth is 16 1/2"; actual width is 44 1/2"; actual height is 22".

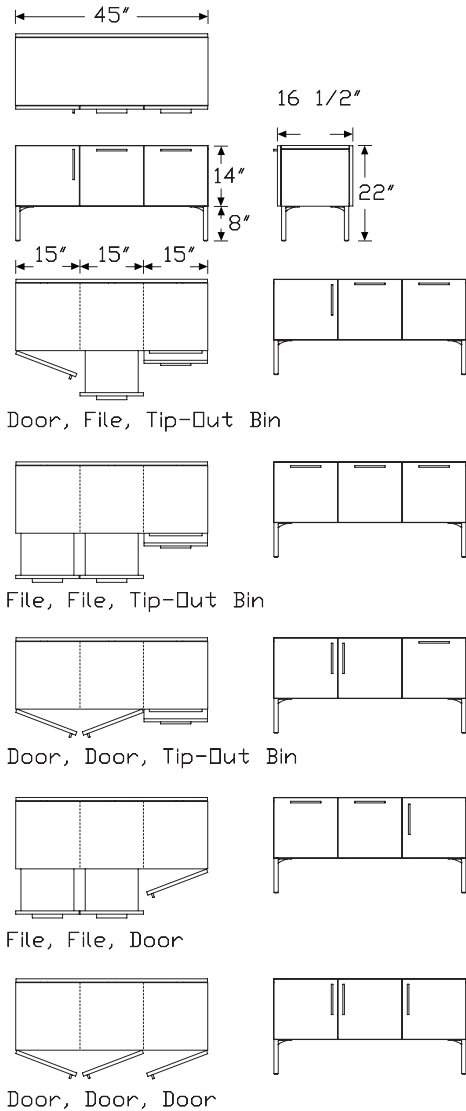
Order optional accessories separately:

- Structural support, low storage to chase (FG292.1B)

Grain direction is vertical on fronts, sides, and back/false back panel. For keyed-alike locks, order lock plugs separately. See keyed-alike information in appendices.

Dimensional illustration does not include all possible configurations. See planning guide for additional configuration information and dimensions.

Dimensions



Credenza with 8" Base, Individual 3 Module *continued*

Specification Information		
Step 1.		
L2CF.83		
Step 2. Width		
45	45" wide	+\$2845
Step 3. Depth		
16	16.5" deep	+\$0
Step 4. Base/Foot Height		
8	8" foot	+\$0
Step 5. Configuration		
FFD	file, file, door - 15" wide modules	+\$334
DFF	door, file, file - 15" wide modules	+\$334
FF2	file, file, tip-out bin - 15" wide modules	+\$504
2FF	tip-out bin, file, file - 15" wide modules	+\$504
FFF	file, file, file - 15" wide modules	+\$498
DDD	door, door, door - 15" wide modules	+\$0
DD2	door, door, tip-out bin - 15" wide modules	+\$182
2DD	tip-out bin, door, door - 15" wide modules	+\$182
DF2	door, file, tip-out bin - 15" wide modules	+\$324
2FD	tip-out bin, file, door - 15" wide modules	+\$324
Step 6. Case Material		
L	thermally-fused laminate case material	+\$0
Step 7. Front Material		
L	thermally-fused laminate front material	+\$0
Step 8. Pull Type		
A	arc pull	+\$0
K	bar pull	+\$0
U	flush pull	+\$0
Step 9. False Back Panel		
N	no back panel	+\$0
B	back panel, matches finish of the front panels and drawer fronts	+\$310
Step 10. Lock		
L	lock	+\$0
N	no lock	-\$49

Step 11. Case Finish		
76	light brown walnut	+\$0
8Q	folkstone grey	+\$0
91	white	+\$0
98	studio white	+\$0
CL	cool grey neutral	+\$0
G1	graphite	+\$0
HM	natural maple	+\$0
HP	light anigre	+\$0
HX	aged cherry	+\$0
LBA	clear on ash	+\$0
LBB	oak on ash	+\$0
LBC	walnut on ash	+\$0
LBF	neutral twill	+\$0
LBJ	graphite twill	+\$0
LBQ	white twill	+\$0
LBR	phantom ecru	+\$0
LBS	phantom cocoa	+\$0
LBU	medium matte walnut	+\$0
LBV	warm grey teak	+\$0
LU	soft white	+\$0
WL	sandstone	+\$0
WN	warm grey neutral	+\$0
Step 12. Front Finish		
76	light brown walnut	+\$0
8Q	folkstone grey	+\$0
91	white	+\$0
98	studio white	+\$0
CL	cool grey neutral	+\$0
G1	graphite <input type="checkbox"/>	+\$0
HM	natural maple	+\$0
HP	light anigre	+\$0
HX	aged cherry	+\$0
LBA	clear on ash	+\$0
LBB	oak on ash	+\$0
LBC	walnut on ash	+\$0
LBF	neutral twill	+\$0
LBJ	graphite twill	+\$0
LBQ	white twill	+\$0
LBR	phantom ecru	+\$0
LBS	phantom cocoa	+\$0
LBU	medium matte walnut	+\$0
LBV	warm grey teak	+\$0
LU	soft white	+\$0
WL	sandstone	+\$0
WN	warm grey neutral	+\$0

Credenza with 8" Base,
Individual 3 Module *continued*

Tu® Wood for Vista™

Step 13. Pull Finish

For arc pull (A)

NH	brushed nickel	+\$0
NK	black nickel	+\$0

Smooth Paint

For bar pull (K) or flush pull (U)

8Q	folkstone grey	+\$0
91	white	+\$0
98	studio white	+\$0
G1	graphite	+\$0
WL	sandstone	+\$0

Metallic Paint

For bar pull (K) or flush pull (U)

SNA	satin aluminum	+\$10
SNB	satin bronze	+\$10
SNC	satin carbon	+\$10
CN	metallic champagne	+\$0
MS	metallic silver	+\$0

Sand Texture Paint

For bar pull (K) or flush pull (U)

DB3	glacier	+\$10
DN2	nightfall	+\$10
DR1	canyon	+\$10
OLF	olive	+\$10
BK	black	+\$16

Step 14. Foot Finish

Smooth Paint

8Q	folkstone grey	+\$0
91	white	+\$0
98	studio white	+\$0
CL	cool grey neutral	+\$0
WL	sandstone	+\$0
WN	warm grey neutral	+\$0

Metallic Paint

SNA	satin aluminum	+\$10
SNB	satin bronze	+\$10
SNC	satin carbon	+\$10
CN	metallic champagne	+\$0
EH	metallic bronze	+\$0
MS	metallic silver	+\$0

Sand Texture Paint

BK	black	+\$0
G1	graphite	+\$0

Step 15. Counterweight

For file, file, door - 15" wide modules (FFD), door, file, file - 15" wide modules (DFF), file, file, tip-out bin - 15" wide modules (FF2), tip-out bin, file, file - 15" wide modules (2FF), file, file, file - 15" wide modules (FFF), door, file, tip-out bin - 15" wide modules (DF2), or tip-out bin, file, door - 15" wide modules (2FD)

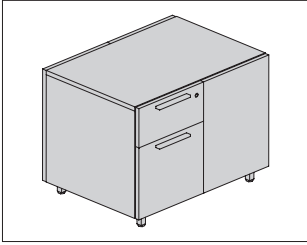
CB	counterweight	+\$0
-----------	---------------	------

Step 16. Lock Option

For lock (L)

KA	keyed alike	+\$0
KC	keyed differently, chrome	+\$0
KD	keyed differently, black	+\$0

Credenza with 2" Base, Shared L2CFS.
Box/File



Product Information

Description

This shared credenza provides a 15"-wide box drawer and file drawer on each side of the unit. It can be used freestanding or with a structural support bracket to support the chase. Credenza is available with laminate or veneer case and laminate or veneer drawer fronts. It has a recessed 2"-high base, base with fronts to floor, or 2"-high feet with 1" leveling glides or casters. False back panel is optional.

Notes

Shared storage works best with Canvas Vista™ residing underneath the chase or any benching application between two users.

Box and file drawers have full-extension slides. File drawers accommodate front-to-back filing.

Actual credenza depth is 21 3/4"; actual width is 29 5/8"; actual height is 22".

Order optional accessories separately:

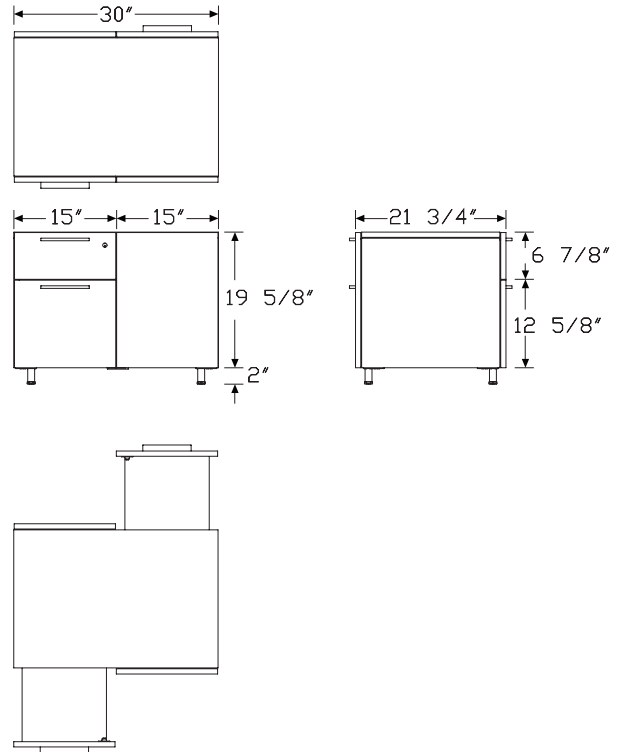
- Structural support, low storage to chase (FG292.1A)
- Add-on cushion top (FF891.)

Grain direction is vertical on front, side, and back panels.

For keyed-alike locks, order lock plugs separately. See keyed-alike information in appendices.

See planning guide for additional configuration information and dimensions.

Dimensions



Tu® Wood for Vista™

Credenza with 2" Base, Shared Box/File *continued*

Tu® Wood for Vista™

Specification Information		
Step 1.		
L2CFS.22		
Step 2. Width		
30	30" wide	+\$3575
Step 3. Depth		
22	22" deep	+\$0
Step 4. Base/Foot Height		
1	base	+\$33
3	base with fronts to floor	+\$62
5	tube foot	+\$148
9	c-foot	+\$188
Step 5. Configuration		
BFX	box/file, back panel - 15" wide modules	+\$0
Step 6. Case Material		
L	thermally-fused laminate case material	+\$0
Step 7. Front Material		
L	thermally-fused laminate front material	+\$0
Step 8. Pull Type		
A	arc pull	+\$0
K	bar pull	+\$0
U	flush pull	+\$0

Step 9. Case Finish		
76	light brown walnut	+\$0
8Q	folkstone grey	+\$0
91	white	+\$0
98	studio white	+\$0
CL	cool grey neutral	+\$0
G1	graphite	+\$0
HM	natural maple	+\$0
HP	light anigre	+\$0
HX	aged cherry	+\$0
LBA	clear on ash	+\$0
LBB	oak on ash	+\$0
LBC	walnut on ash	+\$0
LBF	neutral twill	+\$0
LBJ	graphite twill	+\$0
LBQ	white twill	+\$0
LBR	phantom ecru	+\$0
LBS	phantom cocoa	+\$0
LBU	medium matte walnut	+\$0
LBV	warm grey teak	+\$0
LU	soft white	+\$0
WL	sandstone	+\$0
WN	warm grey neutral	+\$0
X1	chalk white	+\$0

Credenza with 2" Base, Shared
Box/File *continued*

Step 10. Front Finish

76	light brown walnut	+\$0
8Q	folkstone grey	+\$0
91	white	+\$0
98	studio white	+\$0
CL	cool grey neutral	+\$0
G1	graphite	+\$0
HM	natural maple	+\$0
HP	light anigre	+\$0
HX	aged cherry	+\$0
LBA	clear on ash	+\$0
LBB	oak on ash	+\$0
LBC	walnut on ash	+\$0
LBF	neutral twill	+\$0
LBJ	graphite twill	+\$0
LBQ	white twill	+\$0
LBR	phantom ecru	+\$0
LBS	phantom cocoa	+\$0
LBU	medium matte walnut	+\$0
LBV	warm grey teak	+\$0
LU	soft white	+\$0
WL	sandstone	+\$0
WN	warm grey neutral	+\$0

Step 11. Pull Finish

For arc pull (A)

NH	brushed nickel	+\$0
NK	black nickel	+\$0

Smooth Paint

For bar pull (K) or flush pull (U)

8Q	folkstone grey	+\$0
91	white	+\$0
98	studio white	+\$0
G1	graphite	+\$0
WL	sandstone	+\$0

Metallic Paint

For bar pull (K) or flush pull (U)

CN	metallic champagne	+\$0
MS	metallic silver	+\$0
SNA	satin aluminum	+\$0
SNB	satin bronze	+\$0
SNC	satin carbon	+\$0

Sand Texture Paint

For bar pull (K) or flush pull (U)

DB3	glacier	+\$10
DN2	nightfall	+\$10
DR1	canyon	+\$10
OLF	olive	+\$10
BK	black	+\$16

Step 12. Foot Finish

For tube foot (5) or c-foot (9)

Smooth Paint

8Q	folkstone grey	+\$0
91	white	+\$0
98	studio white	+\$0
CL	cool grey neutral	+\$0
WL	sandstone	+\$0
WN	warm grey neutral	+\$0

Metallic Paint

CN	metallic champagne	+\$0
EH	metallic bronze	+\$0
MS	metallic silver	+\$0

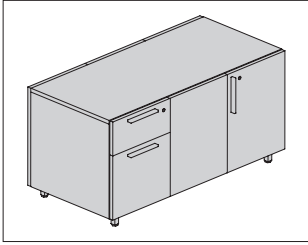
Sand Texture Paint

BK	black	+\$0
G1	graphite	+\$0

Step 13. Lock Option

KA	keyed alike	+\$0
KC	keyed differently, chrome	+\$0
KD	keyed differently, black	+\$0

Credenza with 2" Base, Shared Box/File + Half-Depth Door L2CFS.



Tu® Wood for Vista™

Product Information

Description

This shared credenza provides 2 configurations of 15"- and 18"-wide box drawer, file drawer, and cabinet modules on each side of the unit. It can be used freestanding or with a structural support bracket to support the chase. Credenza is available with laminate or veneer case and laminate or veneer fronts. It has a recessed 2"-high base, base with fronts to floor, or 2"-high feet with 1" leveling glides or casters. False back panel is optional.

Notes

Shared storage works best with Canvas Vista™ residing underneath the chase or any benching application between two users.

Box and file drawers have full-extension slides. File drawers accommodate front-to-back filing.

Actual credenza depth is 21 3/4"; actual height is 22".

Actual credenza widths are:

Nominal—Actual

45"—44 1/2"

48"—47 3/4"

Order optional accessories separately:

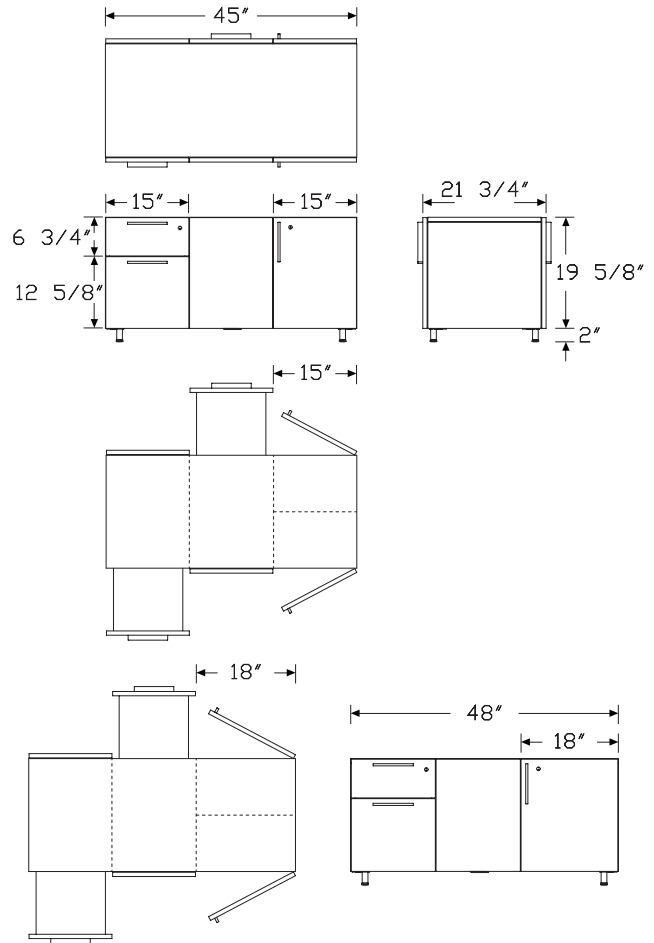
- Structural support, low storage to chase (FG292.1A)
- Add-on cushion top (FF891.)

Grain direction is vertical on front, side, and back panels.

For keyed-alike locks, order lock plugs separately. See keyed-alike information in appendices.

See planning guide for additional configuration information and dimensions.

Dimensions



Credenza with 2" Base, Shared Box/File + Half-Depth Door

continued

Specification Information		
Step 1.		
L2CFS.23		
Step 2. Width		
45	45" wide	+\$4610
48	48" wide	+\$4644
Step 3. Depth		
22	22" deep	+\$0
Step 4. Base/Foot Height		
1	base	+\$33
3	base with fronts to floor	+\$62
5	tube foot	+\$148
9	c-foot	+\$188
Step 5. Configuration		
<i>For 45" wide (45)</i>		
BX5	box/file, back panel - 15" wide modules, half-depth door - 15" wide module	+\$0
<i>For 48" wide (48)</i>		
BX8	box/file, back panel - 15" wide modules, half-depth door - 18" wide module	+\$0
Step 6. Case Material		
L	thermally-fused laminate case material	+\$0
Step 7. Front Material		
L	thermally-fused laminate front material	+\$0
Step 8. Pull Type		
A	arc pull	+\$0
K	bar pull	+\$0
U	flush pull	+\$0

Step 9. Case Finish		
76	light brown walnut	+\$0
8Q	folkstone grey	+\$0
91	white	+\$0
98	studio white	+\$0
CL	cool grey neutral	+\$0
G1	graphite	+\$0
HM	natural maple	+\$0
HP	light anigre	+\$0
HX	aged cherry	+\$0
LBA	clear on ash	+\$0
LBB	oak on ash	+\$0
LBC	walnut on ash	+\$0
LBF	neutral twill	+\$0
LBJ	graphite twill	+\$0
LBQ	white twill	+\$0
LBR	phantom ecru	+\$0
LBS	phantom cocoa	+\$0
LBU	medium matte walnut	+\$0
LBV	warm grey teak	+\$0
LU	soft white	+\$0
WL	sandstone	+\$0
WN	warm grey neutral	+\$0

Tu® Wood for Vista™

Credenza with 2" Base, Shared Box/File + Half-Depth Door

continued

Tu® Wood for Vista™

Step 10. Front Finish

76	light brown walnut	+\$0
8Q	folkstone grey	+\$0
91	white	+\$0
98	studio white	+\$0
CL	cool grey neutral	+\$0
G1	graphite	+\$0
HM	natural maple	+\$0
HP	light anigre	+\$0
HX	aged cherry	+\$0
LBA	clear on ash	+\$0
LBB	oak on ash	+\$0
LBC	walnut on ash	+\$0
LBF	neutral twill	+\$0
LBJ	graphite twill	+\$0
LBQ	white twill	+\$0
LBR	phantom ecru	+\$0
LBS	phantom cocoa	+\$0
LBU	medium matte walnut	+\$0
LBV	warm grey teak	+\$0
LU	soft white	+\$0
WL	sandstone	+\$0
WN	warm grey neutral	+\$0
X1	chalk white	+\$0

Step 11. Pull Finish

For arc pull (A)

NH	brushed nickel	+\$0
NK	black nickel	+\$0

Smooth Paint

For bar pull (K) or flush pull (U)

8Q	folkstone grey	+\$0
91	white	+\$0
98	studio white	+\$0
G1	graphite	+\$0
WL	sandstone	+\$0

Metallic Paint

For bar pull (K) or flush pull (U)

CN	metallic champagne	+\$0
MS	metallic silver	+\$0
SNA	satin aluminum	+\$0
SNB	satin bronze	+\$0
SNC	satin carbon	+\$0

Sand Texture Paint

For bar pull (K) or flush pull (U)

DB3	glacier	+\$0
DN2	nightfall	+\$0
DR1	canyon	+\$0
OLF	olive	+\$0
BK	black	+\$16

Step 12. Foot Finish

For tube foot (5) or c-foot (9)

Smooth Paint

8Q	folkstone grey	+\$0
91	white	+\$0
98	studio white	+\$0
CL	cool grey neutral	+\$0
WL	sandstone	+\$0
WN	warm grey neutral	+\$0

Metallic Paint

CN	metallic champagne	+\$0
EH	metallic bronze	+\$0
MS	metallic silver	+\$0

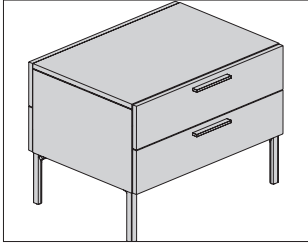
Sand Texture Paint

BK	black	+\$0
G1	graphite	+\$0

Step 13. Lock Option

KA	keyed alike	+\$0
KC	keyed differently, chrome	+\$0
KD	keyed differently, black	+\$0

Credenza with 8" Base, Shared 1 L2CFS. Module



Product Information

Description

This shared credenza provides a 30"-wide box drawer and tip-out bin module on each side of the unit. It can be used freestanding or with a structural support bracket to support the chase. Credenza is available with laminate or veneer case and laminate or veneer drawer fronts and has 8"-high feet with 1 1/2" leveling glides. Locks are optional.

Notes

Shared storage works best with Canvas Vista™ residing underneath the chase or any benching application between two users.

Box drawers have full-extension slides.

Actual credenza depth is 21 3/4"; actual width is 29 7/8"; actual height is 22".

Order optional accessories separately:

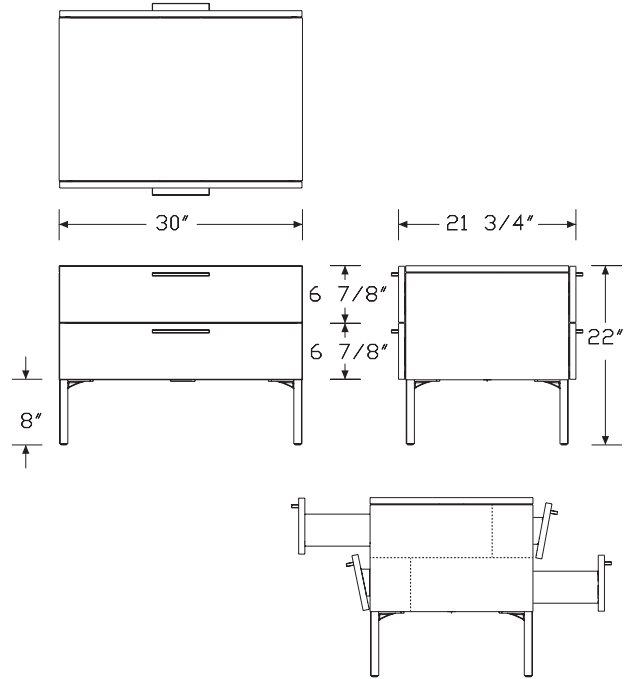
- Structural support, low storage to chase (FG292.1A)
- Add-on cushion top (FF891.)

Grain direction is vertical on front and side panels.

For keyed-alike locks, order lock plugs separately. See keyed-alike information in appendices.

See planning guide for additional configuration information and dimensions.

Dimensions



Tu® Wood for Vista™

Credenza with 8" Base, Shared 1 Module *continued*

Tu® Wood for Vista™

Specification Information		
Step 1.		
L2CFS.81		
Step 2. Width		
30	30" wide	+\$4002
Step 3. Depth		
22	22" deep	+\$0
Step 4. Base/Foot Height		
8	8" foot	+\$0
Step 5. Configuration		
1B	box/tip-out tray with liner - 30" wide module	+\$0
Step 6. Case Material		
L	thermally-fused laminate case material	+\$0
Step 7. Front Material		
L	thermally-fused laminate front material	+\$0
Step 8. Pull Type		
A	arc pull	+\$0
K	bar pull	+\$0
U	flush pull	+\$0
Step 9. Lock		
L	lock	+\$0
N	no lock	-\$67

Step 10. Case Finish		
76	light brown walnut	+\$0
8Q	folkstone grey	+\$0
91	white	+\$0
98	studio white	+\$0
CL	cool grey neutral	+\$0
G1	graphite	+\$0
HM	natural maple	+\$0
HP	light anigre	+\$0
HX	aged cherry	+\$0
LBA	clear on ash	+\$0
LBB	oak on ash	+\$0
LBC	walnut on ash	+\$0
LBF	neutral twill	+\$0
LBJ	graphite twill	+\$0
LBQ	white twill	+\$0
LBR	phantom ecru	+\$0
LBS	phantom cocoa	+\$0
LBU	medium matte walnut	+\$0
LBV	warm grey teak	+\$0
LU	soft white	+\$0
WL	sandstone	+\$0
WN	warm grey neutral	+\$0
Step 11. Front Finish		
76	light brown walnut	+\$0
8Q	folkstone grey	+\$0
91	white	+\$0
98	studio white	+\$0
CL	cool grey neutral	+\$0
G1	graphite	+\$0
HM	natural maple	+\$0
HP	light anigre	+\$0
HX	aged cherry	+\$0
LBA	clear on ash	+\$0
LBB	oak on ash	+\$0
LBC	walnut on ash	+\$0
LBF	neutral twill	+\$0
LBJ	graphite twill	+\$0
LBQ	white twill	+\$0
LBR	phantom ecru	+\$0
LBS	phantom cocoa	+\$0
LBU	medium matte walnut	+\$0
LBV	warm grey teak	+\$0
LU	soft white	+\$0
WL	sandstone	+\$0
WN	warm grey neutral	+\$0

Credenza with 8" Base, Shared 1 Module *continued*

Step 12. Pull Finish

For arc pull (A)

NH	brushed nickel	+\$0
NK	black nickel	+\$0

Smooth Paint

For bar pull (K) or flush pull (U)

8Q	folkstone grey	+\$0
91	white	+\$0
98	studio white	+\$0
G1	graphite	+\$0
WL	sandstone	+\$0

Metallic Paint

For bar pull (K) or flush pull (U)

CN	metallic champagne	+\$0
MS	metallic silver	+\$0
SNA	satin aluminum	+\$0
SNB	satin bronze	+\$0
SNC	satin carbon	+\$0

Sand Texture Paint

For bar pull (K) or flush pull (U)

DB3	glacier	+\$10
DN2	nightfall	+\$10
DR1	canyon	+\$10
OLF	olive	+\$10
BK	black	+\$16

Step 13. Foot Finish

Smooth Paint

8Q	folkstone grey	+\$0
91	white	+\$0
98	studio white	+\$0
CL	cool grey neutral	+\$0
WL	sandstone	+\$0
WN	warm grey neutral	+\$0

Metallic Paint

CN	metallic champagne	+\$0
EH	metallic bronze	+\$0
MS	metallic silver	+\$0

Sand Texture Paint

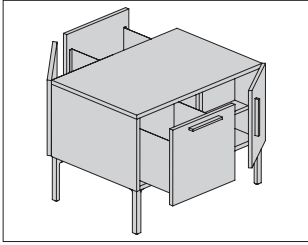
BK	black	+\$0
G1	graphite	+\$0

Step 14. Lock Option

For lock (L)

KA	keyed alike	+\$0
KC	keyed differently, chrome	+\$0
KD	keyed differently, black	+\$0

Credenza with 8" Base, Shared 2 L2CFS. Module



Product Information

Description

This shared credenza provides 3 configurations of 15"-wide file drawer, cabinet, and medicine cabinet modules on each side of the unit. It can be used freestanding or with a structural support bracket to support the chase. Credenza is available with laminate or veneer case and laminate or veneer fronts and has 8"-high feet with 1 1/2" leveling glides. Locks are optional.

Notes

Shared storage works best with Canvas Vista™ residing underneath the chase or any benching application between two users.

File drawers have full-extension slides and accommodate front-to-back filing.

Actual credenza depth is 21 3/4"; actual width is 29 5/8"; actual height is 22".

Order optional accessories separately:

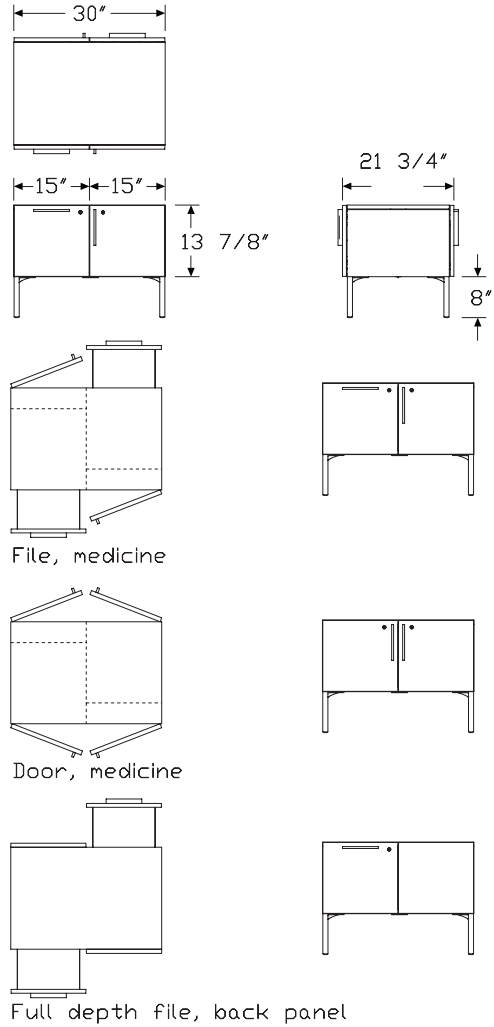
- Structural support, low storage to chase (FG292.1A)
- Add-on cushion top (FF891.)

Grain direction is vertical on front and side panels.

For keyed-alike locks, order lock plugs separately. See keyed-alike information in appendices.

See planning guide for additional configuration information and dimensions.

Dimensions



Credenza with 8" Base, Shared 2 Module *continued*

Specification Information		
Step 1.		
L2CFS.82		
Step 2. Width		
30	30" wide	+\$3103
Step 3. Depth		
22	22" deep	+\$0
Step 4. Base/Foot Height		
8	8" foot	+\$0
Step 5. Configuration		
FX	full depth file, back panel - 15" wide modules	+\$0
FM	file, medicine - 15" wide modules	+\$354
DM	door, medicine - 15" wide modules	+\$119
Step 6. Case Material		
L	thermally-fused laminate case material	+\$0
Step 7. Front Material		
L	thermally-fused laminate front material	+\$0
Step 8. Pull Type		
A	arc pull	+\$0
K	bar pull	+\$0
U	flush pull	+\$0
Step 9. Lock		
L	lock	+\$0
N	no lock	-\$67

Step 10. Case Finish		
76	light brown walnut	+\$0
8Q	folkstone grey	+\$0
91	white	+\$0
98	studio white	+\$0
CL	cool grey neutral	+\$0
G1	graphite	+\$0
HM	natural maple	+\$0
HP	light anigre	+\$0
HX	aged cherry	+\$0
LBA	clear on ash	+\$0
LBB	oak on ash	+\$0
LBC	walnut on ash	+\$0
LBF	neutral twill	+\$0
LBJ	graphite twill	+\$0
LBQ	white twill	+\$0
LBR	phantom ecru	+\$0
LBS	phantom cocoa	+\$0
LBU	medium matte walnut	+\$0
LBV	warm grey teak	+\$0
LU	soft white	+\$0
WL	sandstone	+\$0
WN	warm grey neutral	+\$0
Step 11. Front Finish		
76	light brown walnut	+\$0
8Q	folkstone grey	+\$0
91	white	+\$0
98	studio white	+\$0
CL	cool grey neutral	+\$0
G1	graphite	+\$0
HM	natural maple	+\$0
HP	light anigre	+\$0
HX	aged cherry	+\$0
LBA	clear on ash	+\$0
LBB	oak on ash	+\$0
LBC	walnut on ash	+\$0
LBF	neutral twill	+\$0
LBJ	graphite twill	+\$0
LBQ	white twill	+\$0
LBR	phantom ecru	+\$0
LBS	phantom cocoa	+\$0
LBU	medium matte walnut	+\$0
LBV	warm grey teak	+\$0
LU	soft white	+\$0
WL	sandstone	+\$0
WN	warm grey neutral	+\$0

Credenza with 8" Base, Shared 2 Module *continued*

Tu® Wood for Vista™

Step 12. Pull Finish

For arc pull (A)

NH	brushed nickel	+\$0
NK	black nickel	+\$0

Smooth Paint

For bar pull (K) or flush pull (U)

8Q	folkstone grey	+\$0
91	white	+\$0
98	studio white	+\$0
G1	graphite	+\$0
WL	sandstone	+\$0

Metallic Paint

For bar pull (K) or flush pull (U)

CN	metallic champagne	+\$0
MS	metallic silver	+\$0
SNA	satin aluminum	+\$0
SNB	satin bronze	+\$0
SNC	satin carbon	+\$0

Sand Texture Paint

For bar pull (K) or flush pull (U)

DB3	glacier	+\$0
DN2	nightfall	+\$0
DR1	canyon	+\$0
OLF	olive	+\$0
BK	black	+\$16

Step 13. Foot Finish

Smooth Paint

8Q	folkstone grey	+\$0
91	white	+\$0
98	studio white	+\$0
CL	cool grey neutral	+\$0
WL	sandstone	+\$0
WN	warm grey neutral	+\$0

Metallic Paint

CN	metallic champagne	+\$0
EH	metallic bronze	+\$0
MS	metallic silver	+\$0

Sand Texture Paint

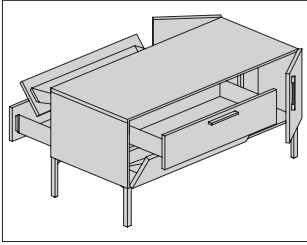
BK	black	+\$0
G1	graphite	+\$0

Step 14. Lock Option

For lock (L)

KA	keyed alike	+\$0
KC	keyed differently, chrome	+\$0
KD	keyed differently, black	+\$0

Credenza with 8" Base, Shared 2 L2CFS.
Module - 45" Wide



Product Information

Description

This shared credenza provides 2 configurations of 15"- and 30"-wide box drawer, tip-out tray, cabinet, and tip-out bin modules on each side of the unit. It can be used freestanding or with a structural support bracket to support the chase. Credenza is available with laminate or veneer case and laminate or veneer fronts and has 8"-high feet with 1 1/2" leveling glides. Locks are optional.

Notes

Shared storage works best with Canvas Vista™ residing underneath the chase or any benching application between two users.

Box drawers have full-extension slides.

Actual credenza depth is 21 3/4"; actual width is 44 3/4"; actual height is 22".

Order optional accessories separately:

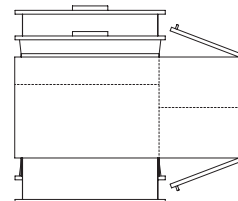
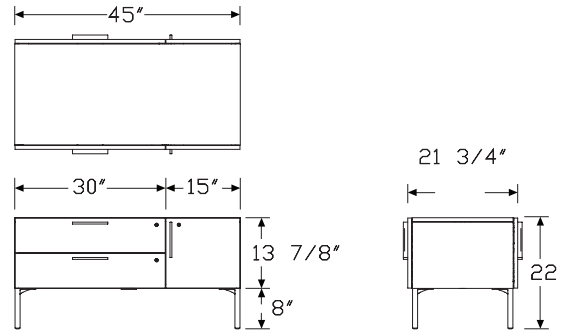
- Structural support, low storage to chase (FG292.1A)
- Add-on cushion top (FF891.)

Grain direction is vertical on front and side panels.

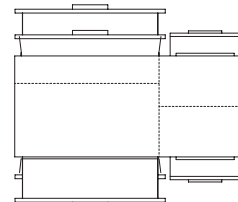
For keyed-alike locks, order lock plugs separately. See keyed-alike information in appendices.

See planning guide for additional configuration information and dimensions.

Dimensions



Box/Tip-out tray, half-depth door



Box/Tip-out tray, tip-out bin

Tu® Wood for Vista™

Credenza with 8" Base, Shared 2 Module - 45" Wide *continued*

Tu® Wood for Vista™

Specification Information		
Step 1.		
L2CFS.82		
Step 2. Width		
45	45" wide	+\$4872
Step 3. Depth		
22	22" deep	+\$0
Step 4. Base/Foot Height		
8	8" foot	+\$0
Step 5. Configuration		
1B2	box/tip-out tray with liner - 30" wide module, tip-out bin - 15" wide module	+\$334
1BD	box/tip-out tray with liner - 30" wide module, half-depth door- 15" wide module	+\$0
Step 6. Case Material		
L	thermally-fused laminate case material	+\$0
Step 7. Front Material		
L	thermally-fused laminate front material	+\$0
Step 8. Pull Type		
A	arc pull	+\$0
K	bar pull	+\$0
U	flush pull	+\$0
Step 9. Lock		
L	lock	+\$0
N	no lock	-\$100

Step 10. Case Finish		
76	light brown walnut	+\$0
8Q	folkstone grey	+\$0
91	white	+\$0
98	studio white	+\$0
CL	cool grey neutral	+\$0
G1	graphite	+\$0
HM	natural maple	+\$0
HP	light anigre	+\$0
HX	aged cherry	+\$0
LBA	clear on ash	+\$0
LBB	oak on ash	+\$0
LBC	walnut on ash	+\$0
LBF	neutral twill	+\$0
LBJ	graphite twill	+\$0
LBQ	white twill	+\$0
LBR	phantom ecru	+\$0
LBS	phantom cocoa	+\$0
LBU	medium matte walnut	+\$0
LBV	warm grey teak	+\$0
LU	soft white	+\$0
WL	sandstone	+\$0
WN	warm grey neutral	+\$0

Step 11. Front Finish		
76	light brown walnut	+\$0
8Q	folkstone grey	+\$0
91	white	+\$0
98	studio white	+\$0
CL	cool grey neutral	+\$0
G1	graphite	+\$0
HM	natural maple	+\$0
HP	light anigre	+\$0
HX	aged cherry	+\$0
LBA	clear on ash	+\$0
LBB	oak on ash	+\$0
LBC	walnut on ash	+\$0
LBF	neutral twill	+\$0
LBJ	graphite twill	+\$0
LBQ	white twill	+\$0
LBR	phantom ecru	+\$0
LBS	phantom cocoa	+\$0
LBU	medium matte walnut	+\$0
LBV	warm grey teak	+\$0
LU	soft white	+\$0
WL	sandstone	+\$0
WN	warm grey neutral	+\$0

Credenza with 8" Base, Shared 2 Module - 45" Wide *continued*

Step 12. Pull Finish

For arc pull (A)

NH	brushed nickel	+\$0
NK	black nickel	+\$0

Smooth Paint

For bar pull (K) or flush pull (U)

8Q	folkstone grey	+\$0
91	white	+\$0
98	studio white	+\$0
G1	graphite	+\$0
WL	sandstone	+\$0

Metallic Paint

For bar pull (K) or flush pull (U)

CN	metallic champagne	+\$0
MS	metallic silver	+\$0

Sand Texture Paint

For bar pull (K) or flush pull (U)

DB3	glacier	+\$10
DN2	nightfall	+\$10
DR1	canyon	+\$10
OLF	olive	+\$10
BK	black	+\$16

Step 13. Foot Finish

Smooth Paint

8Q	folkstone grey	+\$0
91	white	+\$0
98	studio white	+\$0
CL	cool grey neutral	+\$0
WL	sandstone	+\$0
WN	warm grey neutral	+\$0

Metallic Paint

CN	metallic champagne	+\$0
EH	metallic bronze	+\$0
MS	metallic silver	+\$0

Sand Texture Paint

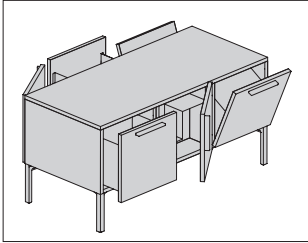
BK	black	+\$0
G1	graphite	+\$0

Step 14. Lock Option

For lock (L)

KA	keyed alike	+\$0
KC	keyed differently, chrome	+\$0
KD	keyed differently, black	+\$0

Credenza with 8" Base, Shared 3 L2CFS. Module



Product Information

Description

This shared credenza provides 6 configurations of 15"-wide file drawer, cabinet, tip-out bin, and medicine cabinet modules on each side of the unit. It can be used freestanding or with a structural support bracket to support the chase. Credenza is available with laminate or veneer case and laminate or veneer fronts and has 8"-high feet with 1 1/2" leveling glides. Locks are optional.

Notes

Shared storage works best with Canvas Vista™ residing underneath the chase or any benching application between two users.

File drawers have full-extension slides and accommodate front-to-back filing.

Actual credenza depth is 21 3/4"; actual width is 44 1/2"; actual height is 22".

Order optional accessories separately:

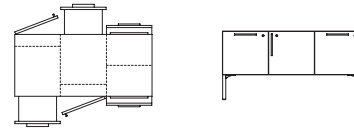
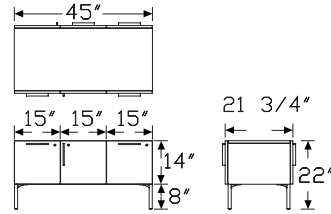
- Structural support, low storage to chase (FG292.1A)
- Add-on cushion top (FF891.)

Grain direction is vertical on front and side panels.

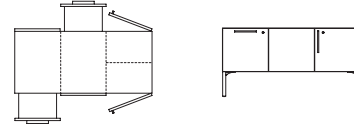
For keyed-alike locks, order lock plugs separately. See keyed-alike information in appendices.

See planning guide for additional configuration information and dimensions.

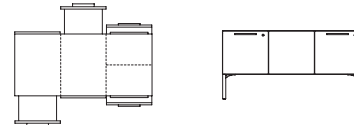
Dimensions



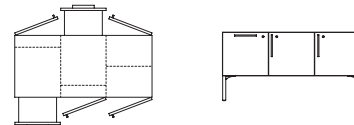
File, Medicine, Tip-Out Bin



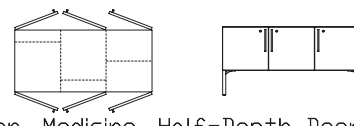
Full-Depth File, Back Panel, Half-Depth Door



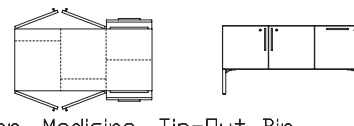
Full-Depth File, Back Panel, Tip-Out Bin



File, Medicine, Half-Depth Door



Door, Medicine, Half-Depth Door



Door, Medicine, Tip-Out Bin

Credenza with 8" Base, Shared 3 Module *continued*

Specification Information		
Step 1.		
L2CFS.83		
Step 2. Width		
45	45" wide	+\$3974
Step 3. Depth		
22	22" deep	+\$0
Step 4. Base/Foot Height		
8	8" foot	+\$0
Step 5. Configuration		
FXD	full-depth file, back panel, half-depth door - 15" wide modules	+\$0
FX2	full-depth file, back panel, tip-out bin - 15" wide modules	+\$334
FMD	file, medicine, half-depth door - 15" wide modules	+\$354
FM2	file, medicine, tip-out bin - 15" wide modules	+\$682
DMD	door, medicine, half-depth door - 15" wide modules	+\$119
DM2	door, medicine, tip-out bin - 15" wide modules	+\$448
Step 6. Case Material		
L	thermally-fused laminate case material	+\$0
Step 7. Front Material		
L	thermally-fused laminate front material	+\$0
Step 8. Pull Type		
A	arc pull	+\$0
K	bar pull	+\$0
U	flush pull	+\$0
Step 9. Lock		
L	lock	+\$0
N	no lock	-\$100

Step 10. Case Finish		
76	light brown walnut	+\$0
8Q	folkstone grey	+\$0
91	white	+\$0
98	studio white	+\$0
CL	cool grey neutral	+\$0
G1	graphite	+\$0
HM	natural maple	+\$0
HP	light anigre	+\$0
HX	aged cherry	+\$0
LBA	clear on ash	+\$0
LBB	oak on ash	+\$0
LBC	walnut on ash	+\$0
LBF	neutral twill	+\$0
LBJ	graphite twill	+\$0
LBQ	white twill	+\$0
LBR	phantom ecru	+\$0
LBS	phantom cocoa	+\$0
LBU	medium matte walnut	+\$0
LBV	warm grey teak	+\$0
LU	soft white	+\$0
WL	sandstone	+\$0
WN	warm grey neutral	+\$0
Step 11. Front Finish		
76	light brown walnut	+\$0
8Q	folkstone grey	+\$0
91	white	+\$0
98	studio white	+\$0
CL	cool grey neutral	+\$0
G1	graphite	+\$0
HM	natural maple	+\$0
HP	light anigre	+\$0
HX	aged cherry	+\$0
LBA	clear on ash	+\$0
LBB	oak on ash	+\$0
LBC	walnut on ash	+\$0
LBF	neutral twill	+\$0
LBJ	graphite twill	+\$0
LBQ	white twill	+\$0
LBR	phantom ecru	+\$0
LBS	phantom cocoa	+\$0
LBU	medium matte walnut	+\$0
LBV	warm grey teak	+\$0
LU	soft white	+\$0
WL	sandstone	+\$0
WN	warm grey neutral	+\$0

Tu® Wood for Vista™

Credenza with 8" Base, Shared 3 Module *continued*

Tu® Wood for Vista™

Step 12. Pull Finish

For arc pull (A)

NH	brushed nickel	+\$0
NK	black nickel	+\$0

Smooth Paint

For bar pull (K) or flush pull (U)

8Q	folkstone grey	+\$0
91	white	+\$0
98	studio white	+\$0
G1	graphite	+\$0
WL	sandstone	+\$0

Metallic Paint

For bar pull (K) or flush pull (U)

CN	metallic champagne	+\$0
MS	metallic silver	+\$0
SNA	satin aluminum	+\$0
SNB	satin bronze	+\$0
SNC	satin carbon	+\$0

Sand Texture Paint

For bar pull (K) or flush pull (U)

DB3	glacier	+\$10
DN2	nightfall	+\$10
DR1	canyon	+\$10
OLF	olive	+\$10
BK	black	+\$16

Step 13. Foot Finish

Smooth Paint

8Q	folkstone grey	+\$0
91	white	+\$0
98	studio white	+\$0
CL	cool grey neutral	+\$0
WL	sandstone	+\$0
WN	warm grey neutral	+\$0

Metallic Paint

CN	metallic champagne	+\$0
EH	metallic bronze	+\$0
MS	metallic silver	+\$0

Sand Texture Paint

BK	black	+\$0
G1	graphite	+\$0

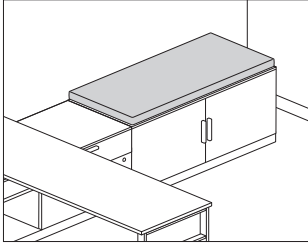
Step 14. Lock Option

For lock (L)

KA	keyed alike	+\$0
KC	keyed differently, chrome	+\$0
KD	keyed differently, black	+\$0

Credenza Cushion Top

FF891.



Product Information

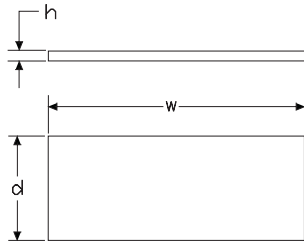
Description

This cushion attaches to the top of a metal or wood credenza to provide temporary guest seating. Attachment hardware included.

Notes

Cushion accepts Customer's Own Material (COM). Yardage is estimated for nondirectional, 54"-wide fabrics. Order 1 yard of fabric per cushion. For odd number of cushions, round up to next full yard. For information on multiple quantities or directional fabrics, contact COM Department. See Order Information in Appendices.

Dimensions



Specification Information

Step 1.

FF891. A

Step 2. Height

01 1" high A

02 2" high A

Step 3. Depth

20 20" deep A

Step 4. Width

24 24" wide A

30 30" wide A

36 36" wide A

42 42" wide A

48 48" wide A

Prices for Steps 1-4.

	24	30	36	42	48
FF891. 01 20	\$310	333	357	370	389
02 20	\$371	404	438	465	487

Credenza Cushion Top *continued*

Tu® Wood for Vista™

Step 5. Fabric

For 1" high (01)

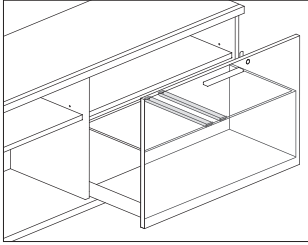
Price Category 1	+\$0
Price Category 2	+\$122
Price Category (Geiger) 2	+\$122
Price Category 3	+\$148
Price Category 4	+\$181
Price Category 5	+\$203
Price Category (Geiger) 5	+\$203
Price Category (Geiger) 6	+\$226
Price Category 7	+\$247
Price Category (Geiger) 7	+\$247
Price Category 8	+\$175
Price Category (Geiger) 8	+\$175
Price Category 9	+\$1710
Price Category 10	+\$197
Price Category (Geiger) 10	+\$1260
Price Category B	+\$85
Price Category C	+\$118
Price Category D	+\$98
Price Category E	+\$180
Price Category F	+\$232
Price Category G	+\$301
Price Category H	+\$366
Price Category I	+\$431
Price Category J	+\$496
Price Category L	+\$624
Price Category M	+\$688
Price Category X	+\$1373
Price Category Y	+\$1444

For 2" high (02)

Price Category 1	+\$0
Price Category 2	+\$122
Price Category (Geiger) 2	+\$122
Price Category 3	+\$148
Price Category 4	+\$181
Price Category 5	+\$203
Price Category (Geiger) 5	+\$203
Price Category (Geiger) 6	+\$226
Price Category 7	+\$247
Price Category (Geiger) 7	+\$247
Price Category 8	+\$175
Price Category (Geiger) 8	+\$175
Price Category 9	+\$1710
Price Category 10	+\$197
Price Category (Geiger) 10	+\$1260
Price Category B	+\$85
Price Category C	+\$118
Price Category D	+\$98
Price Category E	+\$180
Price Category F	+\$232
Price Category G	+\$301
Price Category H	+\$366
Price Category I	+\$431
Price Category J	+\$496
Price Category L	+\$624
Price Category X	+\$1373
Price Category Y	+\$1444

File Rail

L29P.



Product Information

Description

This file rail provides the capability to file front-to-back in a file/file extended width pedestal or credenza file drawer. Finish is black. Rails are individually packaged.

Notes

Specify 1 rail for each row of front-to-back files to be supported.

Dimensions

Specification Information

Step 1.

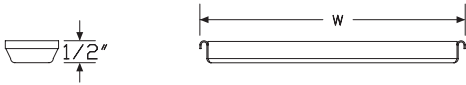
L29P. [A]

Step 2. Depth

15 front to back file rail [A]

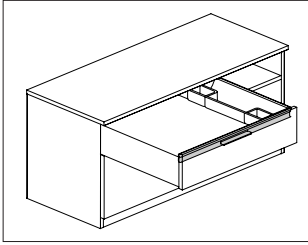
Prices for Steps 1-2.

L29P. 15 \$20



Side-To-Side Filing Rail,
Credenza Drawer

L2902.



Product Information

Description

This rail will hold a utility tray when installed in a laminate credenza metal box drawer. Package contains 1 rail.

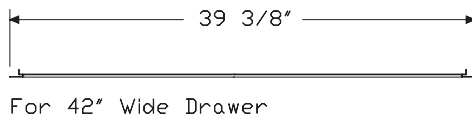
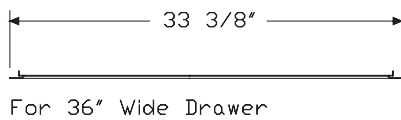
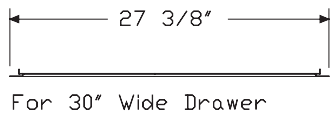
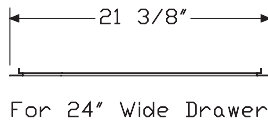
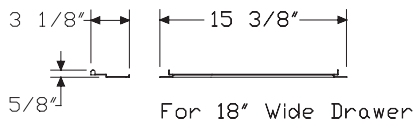
Notes

Specify 1 rail per each credenza box drawer.

This rail can be used in box drawer of a laminate credenza, open with box/file (L2CD.BF) to suspend a utility tray front to back of drawer.

Order utility tray (L2UT.) separately.

Dimensions



Specification Information

Step 1.

L2902. A

Step 2. Width

- 18** for 18"-wide credenza box drawer A
- 24** for 24"-wide credenza box drawer A
- 30** for 30"-wide credenza box drawer A
- 36** for 36"-wide credenza box drawer A
- 42** for 42"-wide credenza box drawer A

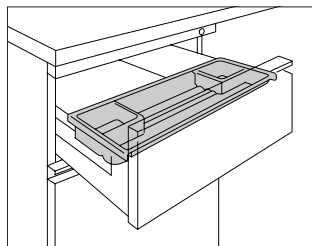
Prices for Steps 1-2.

L2902. 18	\$32
24	\$34
30	\$42
36	\$45
42	\$49

Tu® Wood for Vista™

Utility Tray Pedestal

L2UT.



Product Information

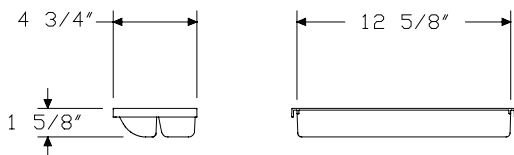
Description

This plastic tray provides storage for pencils and other small items in a pedestal or credenza box drawer. It hangs side-to-side on pedestal drawer and front-to-back on credenza drawer. Finish is black umber.

Notes

To install tray front-to-back in the box drawer of credenza, order side-to-side filing rail (L2902.) separately.

Dimensions



Specification Information

Step 1.

L2UT. A

Step 2. Drawer

906 15" metal drawer A

924 15" wood drawer A

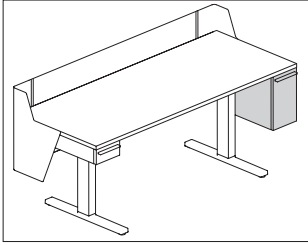
Prices for Steps 1-2.

L2UT.	906	\$39
	924	\$39

Tu® Wood for Vista™

Suspended Cubby

L2SCF.



Tu® Wood for Vista™

Product Information

Description

This suspended cubby mounts to the underside of a tethered, fixed-height or height-adjustable work surface. It has laminate or veneer case and laminate or veneer fronts. Lock is optional. Felt liner included.

Notes

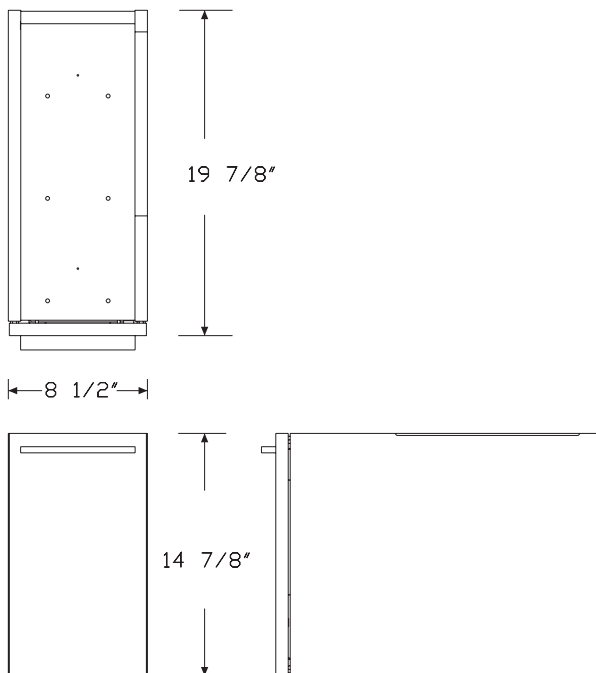
To use the suspended cubby, surface support positions must be inbound.

Suspended cubby is handed, determined from user viewpoint while facing the surface.

When mounting suspended cubby below a height-adjustable table surface, the minimum height of table must be set at a height higher than the components below it.

See planning guide for more information.

Dimensions



Specification Information

Step 1.

L2SCF. A

Step 2. Type

L	left hand <input type="checkbox"/> A	+\$1482
R	right hand <input type="checkbox"/> A	+\$1482

Step 3. Case Material

L	thermally-fused laminate case material <input type="checkbox"/> A	+\$0
----------	---	------

Step 4. Front Material

L	thermally-fused laminate front material <input type="checkbox"/> A	+\$0
----------	--	------

Step 5. Pull Type

A	arc pull	+\$0
K	bar pull	+\$0

Step 6. Lock

L	lock <input type="checkbox"/> A	+\$0
N	no lock <input type="checkbox"/> A	-\$17

Step 7. Case Finish

76	light brown walnut <input type="checkbox"/> A	+\$0
8Q	folkstone grey <input type="checkbox"/> A	+\$0
91	white <input type="checkbox"/> A	+\$0
98	studio white <input type="checkbox"/> A	+\$0
CL	cool grey neutral <input type="checkbox"/> A	+\$0
G1	graphite <input type="checkbox"/> A	+\$0
HM	natural maple <input type="checkbox"/> A	+\$0
HP	light anigre <input type="checkbox"/> A	+\$0
HX	aged cherry <input type="checkbox"/> A	+\$0
LBA	clear on ash <input type="checkbox"/> A	+\$0
LBB	oak on ash <input type="checkbox"/> A	+\$0
LBC	walnut on ash <input type="checkbox"/> A	+\$0
LBF	neutral twill <input type="checkbox"/> A	+\$0
LBJ	graphite twill <input type="checkbox"/> A	+\$0
LBQ	white twill <input type="checkbox"/> A	+\$0
LBR	phantom ecru <input type="checkbox"/> A	+\$0
LBS	phantom cocoa <input type="checkbox"/> A	+\$0
LBU	medium matte walnut <input type="checkbox"/> A	+\$0
LBV	warm grey teak <input type="checkbox"/> A	+\$0
LU	soft white <input type="checkbox"/> A	+\$0
WL	sandstone <input type="checkbox"/> A	+\$0
WN	warm grey neutral <input type="checkbox"/> A	+\$0

Suspended Cubby *continued*

Step 8. Front Finish

76	light brown walnut <input type="checkbox"/>	+\$0
8Q	folkstone grey <input type="checkbox"/>	+\$0
91	white <input type="checkbox"/>	+\$0
98	studio white <input type="checkbox"/>	+\$0
CL	cool grey neutral <input type="checkbox"/>	+\$0
G1	graphite <input type="checkbox"/>	+\$0
HM	natural maple <input type="checkbox"/>	+\$0
HP	light anigre <input type="checkbox"/>	+\$0
HX	aged cherry <input type="checkbox"/>	+\$0
LBA	clear on ash <input type="checkbox"/>	+\$0
LBB	oak on ash <input type="checkbox"/>	+\$0
LBC	walnut on ash <input type="checkbox"/>	+\$0
LBF	neutral twill <input type="checkbox"/>	+\$0
LBJ	graphite twill <input type="checkbox"/>	+\$0
LBQ	white twill <input type="checkbox"/>	+\$0
LBR	phantom ecru <input type="checkbox"/>	+\$0
LBS	phantom cocoa <input type="checkbox"/>	+\$0
LBU	medium matte walnut <input type="checkbox"/>	+\$0
LBV	warm grey teak <input type="checkbox"/>	+\$0
LU	soft white <input type="checkbox"/>	+\$0
WL	sandstone <input type="checkbox"/>	+\$0
WN	warm grey neutral <input type="checkbox"/>	+\$0

Step 9. Pull Finish

For arc pull (A)

NH	brushed nickel	+\$0
NK	black nickel	+\$0

Smooth Paint

For bar pull (K)

8Q	folkstone grey <input type="checkbox"/>	+\$0
91	white <input type="checkbox"/>	+\$0
98	studio white <input type="checkbox"/>	+\$0
G1	graphite <input type="checkbox"/>	+\$0
WL	sandstone <input type="checkbox"/>	+\$0

Metallic Paint

For bar pull (K)

CN	metallic champagne <input type="checkbox"/>	+\$0
MS	metallic silver <input type="checkbox"/>	+\$0
SNA	satin aluminum <input type="checkbox"/>	+\$10
SNB	satin bronze <input type="checkbox"/>	+\$10
SNC	satin carbon <input type="checkbox"/>	+\$10

Sand Texture Paint

For bar pull (K)

DB3	glacier <input type="checkbox"/>	+\$10
DN2	nightfall <input type="checkbox"/>	+\$10
DR1	canyon <input type="checkbox"/>	+\$10
OLF	olive <input type="checkbox"/>	+\$10
BK	black <input type="checkbox"/>	+\$16

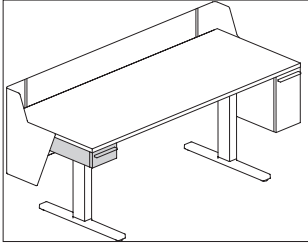
Step 10. Lock Option

For lock (L)

KA	keyed alike	+\$0
KC	keyed differently, chrome	+\$0
KD	keyed differently, black	+\$0

Suspended Drawer

L2SDF.



Tu® Wood for Vista™

Product Information

Description

This suspended drawer mounts to the underside of a tethered, fixed-height or height-adjustable work surface. It has laminate or veneer case and laminate or veneer fronts. Lock is optional. Felt liner included.

Notes

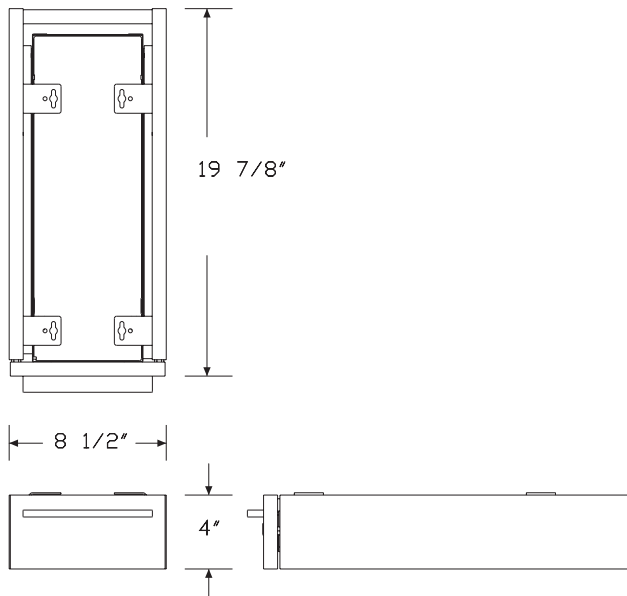
To use the suspended drawer, surface support positions must be inbound.

Suspended drawer is handed, determined from user viewpoint while facing the surface.

When mounting suspended drawer below a height-adjustable table surface, the minimum height of table must be set at a height higher than the components below it.

See planning guide for more information.

Dimensions



Specification Information

Step 1.

L2SDF. A

Step 2. Type

L	left hand <input type="checkbox"/> A	+\$1144
R	right hand <input type="checkbox"/> A	+\$1144

Step 3. Case Material

L	thermally-fused laminate case material <input type="checkbox"/> A	+\$0
----------	---	------

Step 4. Front Material

L	thermally-fused laminate front material <input type="checkbox"/> A	+\$0
----------	--	------

Step 5. Pull Type

A	arc pull	+\$0
K	bar pull	+\$0

Step 6. Lock

L	lock <input type="checkbox"/> A	+\$0
N	no lock <input type="checkbox"/> A	-\$17

Step 7. Case Finish

76	light brown walnut <input type="checkbox"/> A	+\$0
8Q	folkstone grey <input type="checkbox"/> A	+\$0
91	white <input type="checkbox"/> A	+\$0
98	studio white <input type="checkbox"/> A	+\$0
CL	cool grey neutral <input type="checkbox"/> A	+\$0
G1	graphite <input type="checkbox"/> A	+\$0
HM	natural maple <input type="checkbox"/> A	+\$0
HP	light anigre <input type="checkbox"/> A	+\$0
HX	aged cherry <input type="checkbox"/> A	+\$0
LBA	clear on ash <input type="checkbox"/> A	+\$0
LBB	oak on ash <input type="checkbox"/> A	+\$0
LBC	walnut on ash <input type="checkbox"/> A	+\$0
LBF	neutral twill <input type="checkbox"/> A	+\$0
LBJ	graphite twill <input type="checkbox"/> A	+\$0
LBQ	white twill <input type="checkbox"/> A	+\$0
LBR	phantom ecru <input type="checkbox"/> A	+\$0
LBS	phantom cocoa <input type="checkbox"/> A	+\$0
LBU	medium matte walnut <input type="checkbox"/> A	+\$0
LBV	warm grey teak <input type="checkbox"/> A	+\$0
LU	soft white <input type="checkbox"/> A	+\$0
WL	sandstone <input type="checkbox"/> A	+\$0
WN	warm grey neutral <input type="checkbox"/> A	+\$0

Suspended Drawer *continued*

Step 8. Front Finish

76	light brown walnut <input type="checkbox"/>	+\$0
8Q	folkstone grey <input type="checkbox"/>	+\$0
91	white <input type="checkbox"/>	+\$0
98	studio white <input type="checkbox"/>	+\$0
CL	cool grey neutral <input type="checkbox"/>	+\$0
G1	graphite <input type="checkbox"/>	+\$0
HM	natural maple <input type="checkbox"/>	+\$0
HP	light anigre <input type="checkbox"/>	+\$0
HX	aged cherry <input type="checkbox"/>	+\$0
LBA	clear on ash <input type="checkbox"/>	+\$0
LBB	oak on ash <input type="checkbox"/>	+\$0
LBC	walnut on ash <input type="checkbox"/>	+\$0
LBF	neutral twill <input type="checkbox"/>	+\$0
LBJ	graphite twill <input type="checkbox"/>	+\$0
LBQ	white twill <input type="checkbox"/>	+\$0
LBR	phantom ecru <input type="checkbox"/>	+\$0
LBS	phantom cocoa <input type="checkbox"/>	+\$0
LBU	medium matte walnut <input type="checkbox"/>	+\$0
LBV	warm grey teak <input type="checkbox"/>	+\$0
LU	soft white <input type="checkbox"/>	+\$0
WL	sandstone <input type="checkbox"/>	+\$0
WN	warm grey neutral <input type="checkbox"/>	+\$0

Step 9. Pull Finish

For arc pull (A)

NH	brushed nickel	+\$0
NK	black nickel	+\$0

Smooth Paint

For bar pull (K)

8Q	folkstone grey <input type="checkbox"/>	+\$0
91	white <input type="checkbox"/>	+\$0
98	studio white <input type="checkbox"/>	+\$0
G1	graphite <input type="checkbox"/>	+\$0
WL	sandstone <input type="checkbox"/>	+\$0

Metallic Paint

For bar pull (K)

CN	metallic champagne <input type="checkbox"/>	+\$0
MS	metallic silver <input type="checkbox"/>	+\$0
SNA	satin aluminum <input type="checkbox"/>	+\$10
SNB	satin bronze <input type="checkbox"/>	+\$10
SNC	satin carbon <input type="checkbox"/>	+\$10

Sand Texture Paint

For bar pull (K)

DB3	glacier <input type="checkbox"/>	+\$10
DN2	nightfall <input type="checkbox"/>	+\$10
DR1	canyon <input type="checkbox"/>	+\$10
OLF	olive <input type="checkbox"/>	+\$10
BK	black <input type="checkbox"/>	+\$16

Step 10. Lock Option

For lock (L)

KA	keyed alike	+\$0
KC	keyed differently, chrome	+\$0
KD	keyed differently, black	+\$0

Index by Product Name

Tu® Wood Storage	
	page(s)
Bookcase	96
Bookcase (EOR)	81
Bookcase Tower	76
Combination Pedestal	11
Credenza - Catch Flex	38
Credenza - Catch Resident	35
Credenza Cushion Top	143
Credenza - Open	23
Credenza - Open with Box/ File	27
Credenza - Open with File/Shelf	31
Credenza with 2" Base, Individual Box/File	107
Credenza with 2" Base, Individual Box/File + Door	110
Credenza with 2" Base, Shared Box/File	125
Credenza with 2" Base, Shared Box/File + Half-Depth Door	128
Credenza with 8" Base, Individual 1 Module	113
Credenza with 8" Base, Individual 2 Module - 30" Wide	116
Credenza with 8" Base, Individual 2 Module - 45" Wide	119
Credenza with 8" Base, Individual 3 Module	122
Credenza with 8" Base, Shared 1 Module	131
Credenza with 8" Base, Shared 2 Module	134
Credenza with 8" Base, Shared 2 Module - 45" Wide	137
Credenza with 8" Base, Shared 3 Module	140
Cubby Magnet Board	60
Cubby Tackboard	57
Cubby Whiteboard	59
Cushion Top for Credenzas	40
Cushion Top for Pedestals	20
Extended Width Surface-Attached Pedestal	14
File Rail	22, 43, 145
Individual Cubby	46
Keyless Lock	104
Keyless Lock, Control Key Fob	105
Keyless Lock, User Key Fob	106
Lockers (EOR)	91
Media Case (EOR)	87
Mobile Pedestal	8
Personal Tower-Mini Door	63
Personal Tower - Mini Storage/Bag	65
Personal Tower - Mini Storage/Bag Drawer Liner	103
Personal Tower - Tall	67
Recycle/Drawer, Recycle/Shelf (EOR)	84
Shared Cubby	48
Shared Cubby Insert	62
Side-To-Side Filing Rail, Credenza Drawer	42, 146
Stanchion Kit	53
Stanchion Kit, Performance Rail	55

Storage Attachment Kit, End Leg	95
Storage Tops	18
Storage Tower	69
Surface-Attached Pedestal	5
Suspended Cubby	148
Suspended Drawer	150
Suspended End Cubby	50
Suspended End Cubby Hardware Kit	52
USB Module for Personal Tower	80
Utility Tray Pedestal	21, 44, 147
Wardrobe	100
Wardrobe Tower	73
Work Surface Cubby	45

Index by Product Number



FF891. Credenza Cushion Top	page(s) 143	
L2BC. Bookcase	96	
L2BT. Bookcase Tower	76	
L2CD. Credenza - Catch Flex	38	
L2CD. Credenza - Catch Resident	35	
L2CD. Credenza - Open	23	
L2CD. Credenza - Open with Box/ File	27	
L2CD. Credenza - Open with File/Shelf	31	
L2CF. Credenza with 2" Base, Individual Box/File	107	
L2CF. Credenza with 2" Base, Individual Box/File + Door	110	
L2CF. Credenza with 8" Base, Individual 1 Module	113	
L2CF. Credenza with 8" Base, Individual 2 Module - 30" Wide	116	
L2CF. Credenza with 8" Base, Individual 2 Module - 45" Wide	119	
L2CF. Credenza with 8" Base, Individual 3 Module	122	
L2CFS. Credenza with 2" Base, Shared Box/File	125	
L2CFS. Credenza with 2" Base, Shared Box/File + Half-Depth Door	128	
L2CFS. Credenza with 8" Base, Shared 1 Module	131	
L2CFS. Credenza with 8" Base, Shared 2 Module	134	
L2CFS. Credenza with 8" Base, Shared 2 Module - 45" Wide	137	
L2CFS. Credenza with 8" Base, Shared 3 Module	140	
L2CP. Combination Pedestal	11	
L2EC. Individual Cubby	46	
L2ER. Bookcase (EOR)	81	
L2ER. Lockers (EOR)	91	
L2ER. Media Case (EOR)	87	
L2ER. Recycle/Drawer, Recycle/Shelf (EOR)	84	
L2ES. Suspended End Cubby	50	
L2EW. Extended Width Surface-Attached Pedestal	14	
L2EY. Shared Cubby	48	
L2LN. Personal Tower - Mini Storage/Bag Drawer Liner	103	
L2PD. Personal Tower-Mini Door	63	
L2PM. Mobile Pedestal	8	
L2PN. Personal Tower - Mini Storage/Bag	65	
L2PS. Surface-Attached Pedestal	5	
L2PT. Personal Tower - Tall	67	
L2SC. Cushion Top for Pedestals	20	
L2SCF. Suspended Cubby	148	
L2SDF. Suspended Drawer	150	
L2SL. Storage Attachment Kit, End Leg	95	
L2SS. Stanchion Kit, Performance Rail	55	
L2ST. Storage Tops	18	
L2T. Storage Tower	69	
L2UT. Utility Tray Pedestal	21, 44, 147	
L2WC. Work Surface Cubby	45	
L2WR. Wardrobe	100	
L2WT. Wardrobe Tower	73	
L29P. File Rail	22, 43, 145	
L2902. Side-To-Side Filing Rail, Credenza Drawer	42, 146	
LEE. USB Module for Personal Tower	80	
LLCM. Cubby Magnet Board	60	
LLCM. Shared Cubby Insert	62	
LLCT. Cubby Tackboard	57	
LLCW. Cubby Whiteboard	59	
LSC. Cushion Top for Credenzas	40	
LSH. Suspended End Cubby Hardware Kit	52	
LSS. Stanchion Kit	53	
MKL-C Keyless Lock, Control Key Fob	105	
MKL-H Keyless Lock	104	
MKL-U Keyless Lock, User Key Fob	106	
MKL-V Keyless Lock	104	
MKS-H		
MKS-V		



20-Day or Less/Assigned Lead-Time Order Information

20-Day or Less and Assigned Lead-Time Programs

20-day or less and assigned lead-time products are designed for established Herman Miller dealers with pre-approved credit.

Products are distributed from multiple manufacturing facilities across the United States. All products and options not designated by an Assigned Lead-Time icon  will ship in 20 business days or less after being acknowledged by Herman Miller. Products and options designated by an  are on the assigned lead-time program and will ship in 20 days, less than 20 days, or more than 20 days from order acknowledgement.

Ordering Procedure

Please place orders through Order Manager. If this is not available to you, place orders through mail or fax. Verbal purchase orders will not be accepted.

Order Entry fax number for Meridian®

Filing and Storage: (616) 846 9236.

Order Entry fax number for all other products:

(616) 654 3085.

For more information, contact your Customer Care representative at:
(866) 854 3048 ext 3400.

Shipments and Delivery

Per Herman Miller Terms and Conditions.

Changes and Cancellation

Per Herman Miller Terms and Conditions.



Keyed-Alike Information

Keyed-Alike Locks

All components with locks may be specified keyed alike. Products with keyed-alike locks will be shipped with lock chassis installed. Installation of lock cylinders will be on-site according to instructions provided. Herman Miller, Inc., will not be responsible for lock cylinder installation.

When specifying product keyed-alike, include separate lines on your order for the lock cylinders.

For Action Office®, Ethospace®, and Supplemental products, list cylinder part number and key number (232092-XXX); select a key number (or numbers) between 226 and 427, excluding numbers 408 and 412.

The following products require a different lock cylinder part number Specify UKY001-XXX for these products only; select a key number (or numbers) between 226 and 427, excluding numbers 408 and 412.

- A3013.
- A3053.
- G5180.
- G5181.
- G5280.

The keys provided in 232092-XXX and UKY001-XXX kits work with either cylinder type, provided the key numbers match.

For Tu® Storage, Canvas Office Landscape®, and Meridian® Storage, see the following charts.

Keyed-alike locks are field installed.

To order keyed-alike locks for Action Office® Series 1 and 2 door panels, please contact Customer Care.

A master key can be used to open any lock on an attached or freestanding component. In addition, a removal key or lock change tool is required to remove lock plugs. Customers interested in ordering master keys, removal keys, or lock change tools should contact Customer Care.

For Canvas overhead and lower storage units, specify as follows:

Specification Code	Part Number	Color	Lock Series
KA	1B2JK7-XXX ¹	chrome	UM series 226-427

For Canvas Metal Storage, Meridian Storage, and Tu Storage, specify as follows:

Specification Code	Key Number	Color	Lock Series
KA	232092-XXX ¹	black	UM series 226-427
KA	1B2JK7-XXX ¹	chrome	UM series 226-427

For Canvas Metal Desk overhead units, specify as follows:

Specification Code	Key Number	Color	Lock Series
KA	232092-XXX ¹	black	UM series 226-427
KC	1B2JK7-XXX ¹	chrome	UM series 226-427

Key Number:

XXX¹ = a key number between 226 and 427 (excluding 408 and 412)

Stain-to-Match Program

Stain-to-Match Program

Program Overview

The Stain-to-Match program gives you the option of using veneer finishes that are not listed in the standard offering. The program allows Herman Miller to match a customer's existing recut or natural veneer, or create a new finish that is unique to an installation.

Specific information on approval, ordering, pricing, and warranty for the Stain-to-Match program is listed below. Questions and requests for assistance may be directed to Herman Miller Options at:

(800) 654 3910

Stain-to-Match Process

1. Fill out the Options Stain-to-Match Request Form and send along with a color sample (2" x 3" minimum) to the Herman Miller Options Applications Team at the address provided on the form. The form can be found on Omni.
2. Within 7-10 working days, Herman Miller Options will send a sample of the color-matched stain on Herman Miller veneer to the requester for the customer's signed approval.
3. If the sample meets the customer's approval, sign the reverse side of the sample, scan and email the approval to:
options@hermanmiller.com.
4. After the stain has been approved, a formal quotation with special number and pricing can be provided, or the product can be specified through the Vary Easy program, if available. Work with the Options team on final product needs and how to specify.
5. A purchase order can then be placed.

Stain-to-Match Warranty

Herman Miller warrants its products to be free from defects in craftsmanship from the date of delivery for the applicable warranty period. Herman Miller is responsible for the physical properties of the veneers available through the Stain-to-Match program, which include:

- STA: Stain-to-Match on Recut Ash
- STC: Stain-to-Match on Cherry
- STD: Stain-to-Match on Oak
- STK: Stain-to-Match on Reltech Anigre (Geiger)
- STP: Stain-to-Match on Maple
- STU: Stain-to-Match on Walnut (Geiger)

See your specification tool for product specific finish offering limitations.

Customer's Own Material/ Customer's Own Leather Order Information — Cushion Tops

Customer's Own Material/Customer's Own Leather

Program Overview

The Customer's Own Material (COM) and Customer's Own Leather (COL) program gives you the option of using textiles other than those listed. Herman Miller will test textiles for application to Herman Miller products and will process orders for those with approved COM/COL textiles only. COM/COL are assigned lead time textiles.

Omni lists an overview of fabrics and leathers that have been tested and indicates whether or not they were approved for application to Herman Miller products.

Specific information on the terms and conditions, testing, approval, and ordering process for COM/COL is listed below. Questions about the COM/COL program and requests for assistance may be directed to your COM representative at:

(616) 654 3400

(866) 854 3048 ext 6543400

Customer's Own Material/Customer's Own Leather Warranty

Herman Miller does not warrant COM/COL textiles. COM/COL textiles are tested for application only; they are not tested for performance. The Herman Miller warranty does apply to the underlying products.

Suppliers of COM/COL textiles are responsible for color consistency within commercial tolerances, UV stability, and resistance to soiling and perspiration.

Customer's Own Material/Customer's Own Leather Pricing

COM is a Category 1 fabric. There are no application charges for COM fabrics. COL is a Category 7 textile; refer to prices on specific products to determine the application charge.

Ordering and payment for COM/COL textile yardage are the responsibility of the customer and the textile supplier.

If desired, Herman Miller will purchase COM textiles directly from Maharam, Camira, C.F. Stinson, Guilford of Maine, Luna Textiles, Momentum Textiles and Ultrafabrics to simplify ordering and shipment. For this service, refer to the Supplier Connection program in Omni.

Application Note

Herman Miller does not guarantee that Customer's Own Material (COM) fabric patterns will align across panels/tiles or from one screen to the next. We also do not guarantee that COM fabric designs will be positioned consistently in the same location across several panels, tiles, or screens.

Textile Approval

1. Select a COM/COL textile.
2. If your textile does not show as tested in Omni, submit a request. You will be required to select a specific color of the textile and feature of the product to test, i.e., seat, back, etc.
3. Herman Miller will notify you of approval or disapproval within 4 days from receipt of the test yardage.

Ordering Products with COM/COL

1. Refer to the specific products to determine the yardage required for COM/COL textiles.
Note: Yardage requirements are based on nondirectional, 54"-wide textiles. Additional yardage may be needed due to the unique characteristics of a textile.
2. Obtain the COM ID# in Omni. If the color you are ordering does not have a COM ID# assigned, click "Create ID".
3. Enter your order on Order Manager in Omni.
4. Upon receipt of your purchase order, Herman Miller will send you a PO acknowledgment.
5. Arrangements must be made for the textiles to be shipped from the supplier to Herman Miller for application to the seating products. See Omni for shipping procedures and current shipping addresses or contact a COM representative at (616) 654 3400 or (866) 854 3048 ext 6543400.

Products will be scheduled for production when COM/COL textiles are received at Herman Miller. Standard lead times in effect at that time will apply.

Note: If textiles are to be purchased directly by Herman Miller through the Supplier Connection program, Herman Miller will handle the ordering and shipping process and will schedule your order for production upon receipt of your purchase order (dependent on textile availability). Refer to the Supplier Connection program for more information.

Customer's Own Material/ Customer's Own Leather Order Information — Cushion Tops

continued

Supplier Connection

Program Overview

The Supplier Connection program is a service offered by Herman Miller to purchase approved COM textiles directly from Maharam, Camira, C.F. Stinson, Guilford of Maine, Luna Textiles, Momentum Textiles and Ultrafabrics. When you select a textile through this program, Herman Miller will facilitate the ordering, scheduling, and shipment of the textile directly with the supplier.

Suppliers included in the Supplier Connection program keep an active inventory of textiles that are pre-approved for application to Herman Miller products. Pre-approval applies only to the suitability of a textile for manufacturing and application to a Herman Miller product. Omni provides an overview of fabrics that have been tested and indicates whether or not they were approved for application to Herman Miller products.

Specific information on the terms and conditions, testing, approval, and ordering process for the Supplier Connection program is listed below. Questions and requests for assistance may be directed to your COM representative at:

(616) 654 3400

(866) 854 3048 ext 6543400

Supplier Connection Warranty

Textiles purchased by Herman Miller through the Supplier Connection program are COM and are not warranted by Herman Miller. COM textiles are tested for application only; they are not tested for performance. The Herman Miller warranty does apply to the underlying products.

Suppliers of COM textiles are responsible for color consistency within commercial tolerances, UV stability, and resistance to soiling and perspiration.

Supplier Connection Pricing

Textiles purchased by Herman Miller through the Supplier Connection program are COM. COM is a Category 1 fabric. There are no application charges for COM fabrics.

Payment for textiles purchased by Herman Miller through the Supplier Connection program is the responsibility of the customer or dealer. Herman Miller will invoice the order at a total product cost based on the supplier's price published at the time of the order.

Textile Approval

1. Select a COM/COL textile.
2. If your textile does not show as tested in Omni, submit a request. You will be required to select a specific color of the textile and feature of the product to test, i.e., seat, back, etc.
3. Herman Miller will notify you of approval or disapproval within 4 days from receipt of the test yardage.

Ordering Products with Supplier Connection COM

1. Identify and include the following information on your purchase order:
 - Product number and option
 - Herman Miller's COM identification number
2. Enter your order on Order Manager in Omni.
3. Upon receipt of the purchase order, Herman Miller will process your order and send you a PO acknowledgment. Herman Miller will determine the yardage required to produce your product and will order and schedule for delivery the required textile. Standard lead times in effect at the time the textile is allocated at the supplier will apply to products ordered through this program.

Customer's Own Material Order Information — Workspaces

Customer's Own Material

Program Overview

The Customer's Own Material (COM) program gives you the option of using textiles other than those listed. Herman Miller will test textiles for application to Herman Miller products and will process orders for those with approved COM textiles only. COM textiles are on assigned lead times.

Omni lists an overview of fabrics that have been tested and indicates whether or not they were approved for application to Herman Miller products.

Specific information on the terms and conditions, testing, approval, and ordering process for COM is listed below. Questions about the COM program and requests for assistance may be directed to your COM representative at:

(616) 654 3400

(866) 854 3048 ext 6543400

Customer's Own Material Warranty

Herman Miller does not warrant COM textiles. COM textiles are tested for application only; they are not tested for performance. The Herman Miller warranty does apply to the underlying products.

Suppliers of COM textiles are responsible for color consistency within commercial tolerances, UV stability, and resistance to soiling and perspiration.

Customer's Own Material Pricing

COM is a Category 1 fabric. There are no application charges for COM fabrics.

Ordering and payment for COM textile yardage are the responsibility of the customer and the textile supplier.

If desired, Herman Miller will purchase COM textiles directly from Maharam, Camira, C.F. Stinson, Guilford of Maine, Luna Textiles, Momentum Textiles and Ultrafabrics to simplify ordering and shipment. For this service, refer to the Supplier Connection program in Omni.

Application Note

Herman Miller does not guarantee that Customer's Own Material (COM) fabric patterns will align across panels/tiles or from one screen to the next. We also do not guarantee that COM fabric designs will be positioned consistently in the same location across several panels, tiles, or screens.

Textile Approval

1. Select a COM textile and a Herman Miller product.
2. If your textile does not show as tested in Omni, submit a request. You will be required to select a specific color of the textile and feature of the product to test, i.e., seat, back, etc.
3. Herman Miller will notify you of approval or disapproval within 4 days from receipt of the test yardage.

Ordering Products with COM

1. Refer to the specific products to determine the yardage required for COM textiles.
Note: Yardage requirements are based on nondirectional, 54"-wide textiles. 66"-wide textiles are needed for application on 60"-wide products. Additional yardage may be needed due to the unique characteristics of a textile.
2. Obtain the COM ID# in Omni. If the color you are ordering does not have a COM ID# assigned, click "Create ID".
3. Enter your order on Order Manager in Omni.
4. Upon receipt of your purchase order, Herman Miller will send you a PO acknowledgment.
5. Arrangements must be made for the textiles to be shipped from the supplier to Herman Miller for application to the Herman Miller products. Textiles must be tagged with the assigned identification number and the roll yardage quantity. See Omni for shipping procedures and current shipping addresses or contact a COM representative at (616) 654 3400 or (866) 854 3048 ext 6543400.
Products will be scheduled for production when COM textiles are received at Herman Miller. Standard lead times in effect at that time will apply.

Note: If textiles are to be purchased directly by Herman Miller through the Supplier Connection program, Herman Miller will handle the ordering and shipping process and will schedule your order for production upon receipt of your purchase order (dependent on textile availability). Refer to the Supplier Connection program for more information.

Customer's Own Material Order Information — Workspaces

continued

Supplier Connection

Program Overview

The Supplier Connection program is a service offered by Herman Miller to purchase approved COM textiles directly from Maharam, Camira, C.F. Stinson, Guilford of Maine, Luna Textiles, Momentum Textiles and Ultrafabrics. When you select a textile through this program, Herman Miller will facilitate the ordering, scheduling, and shipment of the textile directly with the supplier.

Suppliers included in the Supplier Connection program keep an active inventory of textiles that are pre-approved for application to Herman Miller products. Pre-approval applies only to the suitability of a textile for manufacturing and application to a Herman Miller product. Omni provides an overview of fabrics that have been tested and indicates whether or not they were approved for application to Herman Miller products.

Specific information on the terms and conditions, testing, approval, and ordering process for the Supplier Connection program is listed below. Questions and requests for assistance may be directed to your COM representative at:

(616) 654 3400

(866) 854 3048 ext 6543400

Supplier Connection Warranty

Textiles purchased by Herman Miller through the Supplier Connection program are COM and are not warranted by Herman Miller. COM textiles are tested for application only; they are not tested for performance. The Herman Miller warranty does apply to the underlying products.

Suppliers of COM textiles are responsible for color consistency within commercial tolerances, UV stability, and resistance to soiling and perspiration.

Supplier Connection Pricing

Textiles purchased by Herman Miller through the Supplier Connection program are COM. COM is a Category 1 fabric. There are no application charges for COM fabrics.

Payment for textiles purchased by Herman Miller through the Supplier Connection program is the responsibility of the customer or dealer. Herman Miller will invoice the order at a total product cost based on the supplier's price published at the time of the order.

Textile Approval

1. Select a COM textile and a Herman Miller product.
2. If your textile does not show as tested in Omni, submit a request. You will be required to select a specific color of the textile and feature of the product to test, i.e., seat, back, etc.
3. Herman Miller will notify you of approval or disapproval within 4 days from receipt of the test yardage.

Ordering Products with Supplier Connection COM

1. Identify and include the following information on your purchase order:
 - Product number and option
 - Herman Miller's COM identification number
2. Enter your order on Order Manager in Omni.
3. Upon receipt of the purchase order, Herman Miller will process your order and send you a PO acknowledgment. Herman Miller will determine the yardage required to produce your product and will order and schedule for delivery the required textile. Standard lead times in effect at the time the textile is allocated at the supplier will apply to products ordered through this program.

Textiles Application Chart — Seating

• Available

[A] Assigned lead-time textile.

[A] Maharam textiles are on assigned lead times.

[N] Non-woven textile.

See below for exception notes.

Price Category 1

	Aeron® Chairs	Asari Work Chairs by Herman Miller™	Cosm™ Chairs	Mirra® 2 Chairs/Stools	Embody® Chairs	Fuld Nesting Chairs	Sayl® Work Chairs/Stools	Sayl Side Chairs	Setu® Chairs/Stools	Zeph® Chairs	Verus™ Work Chairs/Stools Back	Verus Work Chairs/Stools Seat	Verus Side Chairs Back	Verus Side Chairs Seat	Verus Plus Chairs	Aside® Chairs	Caper® Chairs/Stools	Lino™ Chairs Back	Lino Chairs Seat	OE1 Storage Trolley Cushion Top	Public Office Landscape® Seat	Plex® Lounge Furniture	Swoop™ Lounge Seating - Fully Upholstered	Swoop Lounge Seating - Plywood	Valor™ Seating	Eames® Tandem Sling Seating	Cushion Tops	Workspaces		
COM Customer's Own Material [A]							1	1			1	1	1	1	1	1				1	1		1	1	1	1	1	1	1	
231__ 8Z Pellicle®	•																													
1A7__ AireWeave™ 2				•																										
8T__ Crossing									•							•					•			•				•	•	
3DE__ Dex							•	•	•		•	•	•	•	•	•						19	•		•			•	•	
4RM__ Duo																			•										•	•
6V__ Flexnet™																	•													
845__ Intercept			•																											
365__ Interweave 2											•		•																	
4W__ Lyris 2™									•																					
1MN__ Monologue							24	22	•			•	•	•						•	•		•	•	•	•		•	•	
5H2__ Ripple 3D Knit										•																				
5H1__ Splash 3D Knit										•																				
4SC__ Scatter							•	•	•		•	•	•	•	•	•				•	•		•	•	•			•	•	
3DN__ Scribe							25	22	•			•		•	•	•				•	•					•		•		
3DK__ Stretch Knit [A]							25																							
235__ Tailored							•	•	•		•	•	•	•	•	•						23			•		7	•		
9NK__ Tuck 3D Knit					•																									
1WS__ Whisper							24	•	•		•	•	•	•	•	•				•	•		•	•	•	•		•	•	

Price Category 2

3AR__ Aristo							•	•	•		•	•	•	•	•	•				•	•		•	•	9		•	•	
92__ Crepe							•	•	•		•	•	•	•	•	•				•	•		•	•	•	•		•	•
3EP__ Epic							•	•			•	•	•	•	•	•							•		•		7	•	
3DP__ Hint							•	•			•	•	•	•	•	•				•	•			•	•		•	•	
1MV__ Marvel [N]							25	22	•											•	•				•		•	•	
1HA__ Medley				•			•	22			•	•	•	•	•	•				•	•		•	•		•		•	•
4ME__ Mellow							•	22	•		•	•	•	•	•	•				•	•		•	•		•		•	•
ZMA__ Metaphor - Maharam [A]							16	16	•		•		•	•	•	•							•	•	•	•		•	
8I1__ Muse - Maharam [A]							16	16			•		•							•	•					26		•	
30__ Rhythm					23		•	•			•	•	•	•	•	•				•	•		•	•	•		•		
3SL__ Sequel [N]							•	•	•		•	•	•	•	•	8				•	•		•	•	•	•	23	•	•
4TE__ Terra							•	22			•	•	•	•	•	•				•	•		•	•	•		7	•	•
8R__ Twist							•	•	•		•	•	•	•	•	•				•	•		•	•	•	•		•	•

Price Category 3

3AC__ Ace							25	•			•	•	•	•	•	8				•	•		19		•		•		
43Z__ Fractal							•	•	•		•	•	•	•	•	•				•	•		•	•	•		•	•	
8M__ Latitude™				23																									
ZM2__ Meld - Maharam * [A]		•					•	•	•		•	•	•	•	•	8				•	•	•	•	•			•	•	
4GE__ Parcel							•	•	•		•	•	•	•	•					•	•		•	•	•	•		•	•

Price Category 4

3DM__ Daydream							25	•	•		•		•	•	•					•	•		•	•		•		•	•
ZLR__ Lariat - Maharam [N] [A]							•	•	•		•	•	•	•	•					•	•		20		•		•	•	
3SY__ Sync				•			•	•	•		•	•	•	•	•					•	•		•	•	•	•		•	•

continued on next page

Textiles Application Chart — Seating continued

• Available

[A] Assigned lead-time textile.

[A] Maharam textiles are on assigned lead times.

[N] Non-woven textile.

See below for exception notes.

	Aeron® Chairs	Asari Work Chairs by Herman Miller™	Cosm™ Chairs	Mirra® 2 Chairs/Stools	Embody® Chairs	Fuld Nesting Chairs	Say® Work Chairs/Stools	Say Side Chairs	Setu® Chairs/Stools	Zeph® Chairs	Verus™ Work Chairs/Stools Back	Verus Work Chairs/Stools Seat	Verus Side Chairs Back	Verus Side Chairs Seat	Verus Plus Chairs	Aside® Chairs	Caper® Chairs/Stools	Lino™ Chairs Back	Lino Chairs Seat	OE1 Storage Trolley Cushion Top	Public Office Landscape® Seat	Plex® Lounge Furniture	Swoop™ Lounge Seating - Fully Upholstered	Swoop Lounge Seating - Plywood	Valor™ Seating	Eames® Tandem Sling Seating	Cushion Tops	Workspaces
Price Category 5																												
3CY__Cozy							•	•	•		•	•	•	•	•	•				•		•	•	•	•	•	•	•
14A__Hopsak							•	•	•		•	•	•	•	•	•				•	•		•	•	•	•	•	•
40G__Method - Maharam [A]						16	16	•			•	•	•	•	•	•				•	•	•	•	•	•	•	•	•
ZNC__Nico - Maharam [A]							•	•			•	•	•	•	•	•				•		•	•	•	•	•	•	•
3SU__Summit [N]							•	•	•		•	•	•	•	•				•			•	•	•	•	•	•	•
Price Category 6																												
35__ Balance					•																							
Price Category 7																												
COL Customer's Own Leather [A]		1														8				1								1
ZB3__Beck - Maharam [A]						16	16	•			•	•	•	•	•				•		•	•	•	•	•	•	•	•
Price Category 8																												
ZLU__Luce - Maharam [A]		•				16	16	•			•	•	•	•	•				•		•	•	•	•	•	•	•	•
Price Category 9																												
ZC0__Campana - Maharam [A]						16	16				•	•	•	•	•	•				•	•	•	•	•	•	•	•	•
ZGE__Gemma - Maharam [A]							•	•	•		•	•	•	•	•	•				•	•	•	•	•	•	•	•	•
ZJA__Jasper - Maharam [A]						16	16				•	•	•	•	•	•				•	•					•		7
Z1__ Leather [N]		23														8			•	•				•				•
Price Category 10																												
3KH__Firma - Maharam [A]						16		•			•	•	•	•	•	•				•	•	•	•	•	•	•	•	•
ZGF__Gemma Multi - Maharam [A]							•	•	•		•	•	•	•	•	•				•	•	•	•	•	•	•	•	•
ZGF__Gemma Multi Reverse - Maharam [A]							•	•	•		•	•	•	•	•	•				•	•	•	•	•	•	•	•	•
ZP4__Petra - Maharam [A]						16	16				•	•	•	•	•	•				•	•	•	•	•	•	•	•	•
Price Category A																												
No fabrics available at this time.																												
Price Category B																												
VM__ Medium - Maharam [A]							•	•			•	•	•	•	•	•				•	•					•	•	•
TI__ Messenger - Maharam * [A]							•	•	•		•	•	•	•	•	•				•	•		•	•	•	26	•	•
Price Category C																												
Z27__Manner - Maharam [A]							•	•			•	•	•	•	•	•				•	•	•	•	•	•	•	•	•
887__Merit - Maharam [A]							•	•			•	•	•	•	•	•				•	•	•	•	•	•	•	•	•
Z3__ Metric - Maharam [A]							•	•			•	•	•	•	•	•				•	•	•	•	•	•	•	•	•
8EY__Murmur - Maharam [A]							•	16			•	•	•	•	•	•				•	•	•	•	•	•	•	•	7
Price Category D																												
8I8__ Bluff - Maharam [N] [A]						16	16				•	•	•	•	•	8				•	21		•	•			•	•
ZMD__ Mode - Maharam [A]						18	•	•			•	•	•	•	•	•				•		•	•	•			•	•
Price Category E																												
ZAT__Article - Maharam [N] [A]						16	16				•	•	•	•						•	•				•			7

continued on next page

Textiles Application Chart – Seating continued

• Available

[A] Assigned lead-time textile.

[A] Maharam textiles are on assigned lead times.

[N] Non-woven textile.

See below for exception notes.

	Aeron® Chairs	Asari Work Chairs by Herman Miller™	Cosm™ Chairs	Mirra® 2 Chairs/Stools	Embody® Chairs	Fuid Nesting Chairs	Sayl® Work Chairs/Stools	Sayl Side Chairs	Setu® Chairs/Stools	Zeph® Chairs	Verus™ Work Chairs/Stools Back	Verus Work Chairs/Stools Seat	Verus Side Chairs Back	Verus Side Chairs Seat	Verus Plus Chairs	Aside® Chairs	Caper® Chairs/Stools	Lino™ Chairs Back	Lino Chairs Seat	OE1 Storage Trolley Cushion Top	Public Office Landscape® Seat	Plex® Lounge Furniture	Swoop™ Lounge Seating - Fully Upholstered	Swoop Lounge Seating - Plywood	Valor™ Seating	Eames® Tandem Sling Seating	Cushion Tops	Workspaces
Price Category F																												
82T__Apt - Maharam [N] [A]							18	•				•	•								•					•		7
871__Brindle - Maharam [A]							16	16				•		•					•	•	•					•		•
87Z__Conduit - Maharam [A]							16	16			•	•	•	•					•		•							7
74M__Instill - Maharam [N] [A]							18	16			•	•	•	•					•		•	•		•	•			7
89N__Keen - Maharam [A]							16	16				•		•	•				•		•	•	•	•	•			
V9G__Ledger - Maharam [N] [A]							18	16			•	•	•	•	•				•	•						•		
ZLL__Loop - Maharam [A]							16	16				•					8			•		•				•		
82A__Multiply - Maharam [A]							16	16			•	•	•	•					•		•				•	•	•	
8LW__Pepper - Maharam [A]							16	16				•		•					•		•		21	•		9		•
Z33__Strum - Maharam [N] [A]							16																•		•			7
Price Category G																												
ZC2__Compound - Maharam [N] [A]							16	16			•	•	•	•			8		•			•		•	•			7
ZF1__Fold - Maharam [N] [A]							16	16																		•		7
8AR__Gild - Maharam [A]								16				•	•	•	•							21	•	•	•	•		
ZPR__Pare - Maharam [A]							18	16			•		•				8		•		•	•	•	•				7
ZRF__Runner - Maharam [A]							16	16												•					•		•	
Price Category H																												
ZT__Circles - Maharam [A]							16	16																				•
ZK__Dot Pattern - Maharam [A]							•	•	•			•		•						•						•		•
ZL__Small Dot Pattern - Maharam [A]							•	•	•			•		•						•						•		•
Price Category I																												
7CW__Cursive - Maharam [A]							16	16			•	•	•	•			8		•	•	•		•		•			•
ZSY__Study - Maharam [A]																				•						•		
Price Category J-K																												
No fabrics available at this time.																												
Price Category L																												
ZMK__Minicheck - Maharam [A]							•	•			•	•	•					•							•			7
Price Category M																												
ZF2__Fruit - Maharam [A]							16										•											7
Price Category N-Q																												
No fabrics available at this time.																												
Price Category R																												
Stow Leather		•																										
Price Category S-Z																												
No fabrics available at this time.																												

continued on next page

Textiles Application Chart — Seating continued

- Available

[A] Assigned lead-time textile.

[A] Maharam textiles are on assigned lead times.

[N] Non-woven textile.

See below for exception notes.

Application Note: Herman Miller cannot guarantee material/pattern alignment in adjacent products. For example, a fabric's pattern may not align from one pedestal cushion top to the next, or from one chair to another.

** Available in select colors on 20-day lead-time. Refer to "Maharam Colors - Seating" for 20-day colors.*

- | | | | |
|----|--|----|---|
| 1 | Refer to price book appendices and Omni for COM/COL information. | 21 | Available on Plex seat and on Ottoman. |
| 7 | Available on 1" Cushion Tops only. | 22 | Not available on Sayl side chairs with upholstered backs. |
| 8 | Only available on the Aside nonupholstered outer back option (PB). | 23 | Available in select colors. Refer to "Textile Colors" for color offering. |
| 9 | Available on Valor upholstered seat only. | 24 | Not available on Sayl upholstered High-Back Work Chairs. |
| 16 | Available on Sayl Chair seat. | 25 | Not available on Sayl upholstered back work chairs. |
| 18 | Available on Sayl Chair seat and upholstered mid-back. | 26 | Available in select colors. Refer to "Textile Colors" for color offering. |
| 19 | Available on Plex seat only. | | |
| 20 | Not available on Plex Club Chair with Headrest. | | |

Textile Colors

Price Category 1

Customer's Own Material
See Order Information in Appendices. Assigned lead-time textile. [A](#)

8Z Pellicle®
Seating
For New Aeron® Chairs
56% elastomeric
44% polyester
23101 Mineral
23102 Carbon
23103 Graphite

AireWeave™ 2
Seating
For Mirra® 2 Chairs
67% elastomeric
33% antimony-free polyester
1A701 Alpine
1A702 Slate Grey
1A703 Graphite
1A704 Lime Green
1A705 Cappuccino
1A706 Urban Orange
1A707 Dark Turquoise
1A708 Twilight

Chain
Workspaces
66" wide
100% recycled polyester with 12% ocean bound plastic
2V01 Pearl
2V02 Oyster
2V03 Wheat
2V04 Linen
2V05 Wicker
2V06 Bamboo
2V07 Sage
2V08 Spring Wood
2V09 Iceberg

Crossing
Seating/Workspaces
54" wide
86% antimony-free polyester
14% polyester
8T03 Wicker *
8T04 Porcelain *
8T05 Warm Grey *
8T10 Tomato
8T17 Cerulean
8T18 Indigo
8T19 Shale *
8T22 Tin *
8T23 Graphite
8T24 Black

Crossing
Workspaces
For workspaces products only.
54" wide
86% antimony-free polyester
14% polyester
8501 Ivory *
8502 Oyster *

* Colors available on Exclave®
Video-friendly Tackable Boards and Stowage Tackable Backdrop

Dex
Ancillary/Seating/Workspaces
54" wide
67% recycled polyester
33% polyester
3DE01 Frost
3DE02 Silver Pine
3DE03 Stone
3DE04 Shale
3DE05 Charcoal
3DE06 Gossamer
3DE07 Pine

Duo
Seating
For Lino™ Chairs
52% polyester
48% elastomeric
4RM01 Mineral
4RM02 Poppy
4RM03 Green Leaf
4RM04 Jade
4RM05 Shadow
4RM06 Graphite

Flexnet™
Seating
For Caper® Chairs
69% elastomeric
31% polyester
6V01 Black
6V02 Silver Grey

Grasscloth
Workspaces
66" wide
100% recycled polyester with 11% ocean bound plastic
2I01 Silver Birch
2I02 Pampas
2I03 Sedge
2I07 Lea
2I08 Taro
2I09 Steam Grey
2I13 Gravel

Intercept
Seating
For Cosm™ Chairs
60% elastomeric
40% polyester
84501 Graphite
84502 Carbon
84503 Mineral
84504 Nightfall
84505 Glacier
84506 Canyon

Interweave 2
Seating
For Verus™ Chairs
65% elastomeric
35% polyester
36501 Iceberg
36502 Poppy
36503 Beachglass
36504 Blue Grotto
36505 Slate
36506 Shale

Lyris 2™
Seating
For Setu® Chairs
74% elastomeric
26% polyester
4W21 Alpine
4W23 Chartreuse
4W25 Berry Blue
4W26 Slate Grey
4W28 Chino
4W31 Graphite

Monologue
Ancillary/Seating/Workspaces
54" wide
56% recycled polyester
44% polyester
1MN01 Linen
1MN02 Alabaster
1MN04 Folkstone
1MN05 Silver Pine
1MN06 Slate
1MN07 Seed
1MN09 Persimmon
1MN11 Meadow
1MN12 Blue Sky
1MN13 Blue Spruce
1MN14 Deep Sea

Price category 1 continued on next page

- Maharam textiles are on assigned lead times [A](#).
- Fabric numbers are listed as Herman Miller fabric number/Maharam fabric number.

Textile Colors

continued

Price Category 1

continued

Appendix: Textile Colors

Resonance	
Workspaces	
66" wide	
100% polyester	
5T04	Greige
5T05	Porcelain
5T06	Alabaster
5T15	Iris
5T28	Sugar
5T47	Tobacco
5T54	Saltbush
5T57	Seed
5T58	Sepia
5T60	Iceberg
5T65	Red
5T67	Boysenberry
5T68	Pistachio
5T69	Green Apple
5T71	Jade
5T72	Blue Green
5T74	Twilight

Ripple 3D Knit	
Seating	
Available only on Zeph® Chairs.	
knit to size	
99% recycled polyester	
1% lycra	
5H201	Black
5H202	Carbon
5H203	Alpine
5H204	Silt
5H205	Tea Rose
5H206	Cocoa
5H207	Persimmon
5H208	Blaze
5H209	Cayenne
5H210	Falcon
5H211	Mustard Seed
5H212	Patina
5H213	Olive
5H214	Moss
5H215	Aloe
5H216	Glacier
5H217	Ultramarine
5H218	Nightfall
5H219	Bluebell
5H220	Boysenberry
5H221	Nightfall/Bluebell
5H222	Patina/Alpine
5H223	Cayenne/Glacier
5H224	Tea Rose/Olive
5H225	Silt/Blaze

Scatter	
Ancillary/Seating/Workspaces	
54" wide	
100% recycled polyester, with 26% ocean bound plastic	
4SC01	Alpine
4SC02	Fog
4SC03	Shale
4SC04	Persimmon
4SC07	Olive
4SC08	Glacier
4SC09	Blue Sky
4SC10	Lagoon
4SC11	Slate Grey
4SC12	Blue Black

Scribe	
Seating/Workspaces	
54" wide	
100% recycled polyester with 53% ocean bound plastic	
3DN01	Spring Wood
3DN02	Poplar
3DN03	Pewter
3DN04	Deep Sea
3DN05	Fir
3DN06	Nutmeg

Slant	
Workspaces	
66" wide	
51% polyester 49% recycled polyester	
22F04	Pesto
22F06	Neptune
22F07	Blueberry
22F10	Pumpkin
22F12	Silver Birch
22F13	Bluestone
22F15	Shale

Splash 3D Knit	
Seating	
Available only on Zeph® Chairs.	
knit to size	
98% recycled polyester	
2% lycra	
5H101	Black
5H102	Carbon
5H103	Alpine
5H104	Silt
5H105	Tea Rose
5H106	Cocoa
5H107	Persimmon
5H108	Blaze
5H109	Cayenne
5H110	Falcon
5H111	Mustard Seed
5H112	Patina
5H113	Olive
5H114	Moss
5H115	Aloe
5H116	Glacier
5H117	Ultramarine
5H118	Nightfall
5H119	Bluebell
5H120	Boysenberry

Stretch Knit	
Seating	
Assigned lead-time textile. ^A	
Available only on Say®	
Suspension Back Work Chairs	
97% polyester, 3% spandex	
3DK01	Fog
3DK02	Slate Grey
3DK03	Java
3DK04	Black
3DK05	Red
3DK06	Green Apple
3DK07	Berry Blue

Price category 1 continued on next page

- Maharam textiles are on assigned lead times ^A.
- Fabric numbers are listed as Herman Miller fabric number/Maharam fabric number.

Textile Colors

continued

Price Category 1

continued

Tailored

Ancillary/Seating/Workspaces
54" wide

56% polyester
44% recycled polyester

23501	Studio White * **
23502	Sugar *
23503	Tomato
23506	Chive
23508	Cobalt
23509	Cadet
23510	Fog
23511	Graphite
23512	Black
23513	Coffee

* Colors not available on
Plex™ Lounge Furniture.

** Color not available on Canvas
Tiles.

Tuck 3D Knit

Seating
Available only on Fuld Nesting
Chairs.

knit to size
56% polyester
44% recycled polyester

9NK01	Alpine
9NK02	Carbon
9NK03	Nightfall
9NK04	Olive
9NK05	Cocoa
9NK06	Canyon

Whisper

Ancillary/Seating/Workspaces
54" wide

73% recycled polyester
27% polyester
with 11.3% ocean bound plastic

1WS01	Sand Dollar
1WS02	Pebble
1WS03	Silver Birch
1WS04	Iceberg
1WS05	Silver Pine
1WS06	Carbon
1WS07	Cumin
1WS12	Willow
1WS13	Sea Grass
1WS14	Pool
1WS15	Blueberry
1WS16	Glacier
1WS17	Grey
1WS18	Canyon

Price Category 2

Aristo

Ancillary/Seating/Workspaces
54" wide

88% recycled polyester
12% polyester
Acrylic backing

3AR01	Forest Moss
3AR02	Light Brindle
3AR03	Mink
3AR04	Copper
3AR05	Adobe
3AR06	Cherry
3AR07	Lilac
3AR08	Green Apple
3AR09	Surf
3AR10	Waterfall
3AR11	Cadet
3AR12	Tin
3AR13	Pewter
3AR14	Grey Brindle
3AR15	Grey Black

Cord

Workspaces
66" wide
51% antimony-free polyester
49% polyester

5101	Ivory
5102	White Ash
5103	Linen
5104	Bamboo
5105	Sepia
5107	Sesame
5109	Bayou
5111	Spring Wood
5112	Summer White

Crepe

Ancillary/Seating/Workspaces
54" wide

100% recycled polyester,
with 43.6% ocean bound plastic

9201	Licorice
9203	Smoke
9207	Cherry
9223	Cadet
9241	Beachglass
9249	Stone *
9251	Fog *
9252	Slate Grey
9261	Shale
9262	Graphite
9265	Mineral
9266	Persimmon
9267	Juniper
9268	Glacier
9269	Cascade
9270	Navy

* Colors available on Exclave®
Video-friendly Tackable Boards and
Stowage Tackable Backdrop.

Price category 2 continued on
next page

- Maharam textiles are on assigned lead times ^A.
- Fabric numbers are listed as Herman Miller fabric number/Maharam fabric number.

Textile Colors

continued

Price Category 2

continued

Appendix: Textile Colors

Epic	
Ancillary/Seating/Workspaces	
54" wide	
56% recycled polyester	
44% polyester	
Acrylic backing	
3EP01	Alabaster
3EP02	Smoke
3EP03	Falcon
3EP05	Copper
3EP06	Urban Orange
3EP07	Poppy
3EP10	Clover
3EP11	Loden
3EP14	Peacock
3EP15	Cadet
3EP16	Indigo
3EP17	Spring Wood
3EP18	Grey Brindle
3EP19	Seed
3EP20	Carbon Dark
Hint	
Ancillary/Seating/Workspaces	
54" wide	
76% recycled polyester	
24% polyester	
3DP01	Sediment
3DP02	Gunmetal
3DP03	Silt
3DP04	Porcelain
3DP05	Indigo
3DP06	Fern
3DP07	Adobe
3DP08	Red Sea

Horizon	
Workspaces	
54" wide	
65% antimony-free polyester	
35% polyester	
4N01	Rye Grass
4N02	Sugar Pine
4N03	Silver Pine
4N04	White Ash
4N05	Spring Wood
4N08	Haystack
4N09	Oat Grass
4N13	Pine Cone
4N15	Elderberry

Marvel	
Ancillary/Seating	
54" wide	
100% pvc-free polyurethane	
antimicrobial, antibacterial finish	
1MV01	Summer White
1MV02	Sand Dollar
1MV03	Espresso
1MV04	Folkstone Grey
1MV05	Graphite
1MV06	Onyx
1MV07	Polar Blue
1MV08	Blush Grey
1MV12	Red
1MV14	Pine
1MV15	Teal Green
1MV16	Twilight

Medley	
Ancillary/Seating/Workspaces	
54" wide	
100% polyester	
1HA01	Stone *
1HA02	Trail
1HA03	Charcoal
1HA04	Cinder
1HA07	Chutney
1HA09	Feather Grey *
1HA11	Loden
1HA13	Bayou *
1HA14	Blue Grotto
1HA15	Blueberry
1HA22	Khaki
1HA23	Pewter
1HA24	Yellow Oxide
1HA25	Vintage Rose
1HA26	Raspberry
1HA27	Acai Berry

* Colors available on Exclave®
Video-friendly Tackable Boards
and Stowage Tackable Backdrop

Mellow	
Ancillary/Seating/Workspaces	
54" wide	
100% recycled polyester, with 16% ocean bound plastic	
4ME01	Mineral
4ME04	Olive
4ME05	Glacier
4ME06	Oceanside
4ME07	Charcoal

Metaphor – Maharam	
Ancillary/Seating/Workspaces	
54" wide	
100% polyester	
Acrylic backing	
ZMA01/466553-001	Afterfeather *
ZMA02/466553-002	Moonflower
ZMA03/466553-003	Handcraft
ZMA04/466553-004	Crossroad
ZMA05/466553-005	Chondrite
ZMA06/466553-006	Detective
ZMA07/466553-007	Steamship
ZMA08/466553-008	Electricity
ZMA09/466553-009	Takeoff
ZMA10/466553-010	Parachute
ZMA11/466553-011	Blueshift
ZMA12/466553-012	Dockyard
ZMA13/466553-013	Bathe
ZMA14/466553-014	Icebound
ZMA15/466553-015	Thermosphere
ZMA16/466553-016	Aboard
ZMA17/466553-017	Agaware
ZMA18/466553-018	Homeland
ZMA19/466553-019	Rockfall
ZMA20/466553-020	Undergrowth
ZMA21/466553-021	Gremolata
ZMA22/466553-022	Patina
ZMA23/466553-023	Sylvan
ZMA24/466553-024	Outfield
ZMA25/466553-025	Windbreak
ZMA26/466553-026	Saguaro

Price category 2 continued on
next page

- Maharam textiles are on assigned lead times [A](#).
- Fabric numbers are listed as Herman Miller fabric number/Maharam fabric number.

Textile Colors

continued

Price Category 2

continued

Metaphor continued

ZMA27/466553-027	Barnwood
ZMA28/466553-028	Cookshop
ZMA29/466553-029	Amandine
ZMA30/466553-030	Bodhran
ZMA31/466553-031	Centerstage
ZMA32/466553-032	Focaccia
ZMA33/466553-033	Bumblebee
ZMA34/466553-034	Microbrew
ZMA35/466553-035	Sauna
ZMA36/466553-036	Gazebo
ZMA37/466553-037	Pirouette
ZMA38/466553-038	Heartbeat
ZMA39/466553-039	Shino
ZMA40/466553-040	Sunrise
ZMA41/466553-041	Florist
ZMA42/466553-042	Beadwork
ZMA43/466553-043	Framboise
ZMA44/466553-044	Wisteria
ZMA45/466553-045	Warrior

* Colors not available on Eames Aluminum Group, Soft Pad, Sofa Compact, Molded Fiberglass/Plastic Chairs, Task Chair, Wire Chairs, Nelson Platform Bench Cushion, Swoop Plywood Lounge Chair.

Muse – Maharam

Ancillary/Seating/Workspaces	
54" wide	
100% post-consumer recycled polyester	
8I101/466487-001	Crescendo
8I102/466487-002	Resonate
8I103/466487-003	Runway
8I104/466487-004	Ascend
8I105/466487-005	Veil *
8I106/466487-006	Refresh *
8I107/466487-007	Clear *
8I108/466487-008	Fantasy
8I109/466487-009	Miso
8I110/466487-010	Compass
8I111/466487-011	Bergamot *
8I112/466487-012	Grasshopper

Muse continued

8I113/466487-013	Goal
8I114/466487-014	Mistletoe
8I115/466487-015	Seaglass *
8I116/466487-016	Frigid
8I117/466487-017	Riverbend
8I118/466487-018	Noble
8I119/466487-019	Pulsar
8I120/466487-020	Velella
8I121/466487-021	Sailboat
8I122/466487-022	Sparse
8I123/466487-023	Vase
8I124/466487-024	Haven
8I125/466487-025	Mead
8I126/466487-026	Neat
8I127/466487-027	Jovial
8I128/466487-028	Theater
8I129/466487-029	Poinsettia
8I130/466487-030	Celebrate
8I131/466487-031	Spectacle

* Colors not available on Valor Seating.

Rhythm

Ancillary/Seating	
54" wide	
100% polyester	
3002	Green Apple
3004	Bayou
3005	Berry Blue
3006	Iris
3007	Twilight
3009	Poppy
3010	Molasses
3012	Khaki
3013	Mink
3014	Black *
3015	Charcoal *

* Colors available on Embody® Chair.

Sequel

Ancillary/Seating/Workspaces	
54" wide	
100% vinyl	
100% polyester knit backing	
Resilience® finish	
3SL01	White
3SL02	Pebble
3SL03	Mushroom
3SL04	Stone
3SL06	Rattan
3SL09	Seal
3SL10	Blue Fog
3SL11	Folkstone
3SL12	Shale
3SL13	Slate Grey
3SL14	Charcoal
3SL15	Carbon Dark
3SL28	Navy *

* Color available on Eames® Tandem Sling Seating.

Terra

Ancillary/Seating/Workspaces	
54" wide	
100% post-consumer recycled biodegradable polyester *	
4TE01	Spring Wood
4TE02	Zinc
4TE03	Pine Cone
4TE04	Charcoal

* 1% biodegradation in 1,278 days under ASTM D5511 conditions. No evidence of further degradation.

Twine

Workspaces	
66" wide	
100% recycled polyester	
3TW01	Silver Birch
3TW02	Ivory
3TW03	Alabaster
3TW04	Bamboo
3TW05	Iceberg
3TW06	Charcoal
3TW07	Feather Grey
3TW08	Shale

Twist

Ancillary/Seating/Workspaces	
54" wide	
80% antimony-free polyester	
13% recycled polyester	
7% polyester	
8R05	Wicker
8R10	Poppy
8R14	Tin
8R15	Shale
8R16	Graphite
8R17	Birch
8R18	Sepia
8R22	Blueberry
8R23	Green Apple
8R26	Gunmetal
8R27	Cinder
8R29	Pekoe
8R33	Forest
8R35	Waterfall
8R36	Midnight Blue
8R37	Carbon Dark

Twist

Workspaces	
For workspaces products only.	
54" wide	
80% antimony-free polyester	
13% recycled polyester	
7% polyester	
5S03	Oyster

- Maharam textiles are on assigned lead times [A](#).
- Fabric numbers are listed as Herman Miller fabric number/Maharam fabric number.

Textile Colors

continued

Price Category 3

Appendix: Textile Colors

Ace	
Ancillary/Seating	
54" wide	
100% polyurethane	
Polyester knit backing	
Stain resistant finish	
3AC01	Summer White
3AC02	White Ash
3AC03	Rye
3AC04	Metal
3AC05	Clay
3AC06	Chestnut
3AC08	Camelback
3AC09	Chipotle
3AC12	Artichoke
3AC13	Sepia Dark
3AC14	Aloe
3AC15	Flint
3AC16	Blue Sky
3AC17	Oceanside
3AC18	Midnight
3AC20	Frost
3AC21	Lead
3AC22	Black

Fractal	
Ancillary/Seating/Workspaces	
58" wide	
84% recycled polyester	
16% polyester	
43Z01	Granite
43Z02	Golden Olive
43Z03	Verdant
43Z04	Cadet

Ground Cloth®	
Workspaces	
66" wide	
100% polyester	
4701	Vapor Grey
4721	Warm White *
4722	Fog *
4723	Straw *
4724	Red Orange *
4726	Green Apple *
4727	Caribbean *
4728	Midnight *
4729	Cappuccino *

* Colors available on Exclave®
Video-friendly Tackable Boards
and Stowage Tackable Backdrop

Latitude	
Seating	
Colors for Mirra 2 Chairs	
100% polyester	
8M10	Alpine
8M17	Black
8M21	Slate Grey
8M23	French Press
8M25	Dark Turquoise
8M26	Twilight

Meld – Maharam	
Ancillary/Seating/Workspaces	
54" wide	
68% post-consumer recycled polyester	
32% polyester	
PFOA-Free stain resistant	
ZM201/466387-201	Vast
ZM202/466387-202	Panda **
ZM203/466387-203	Skyline *
ZM204/466387-204	Knight **
ZM205/466387-205	Quill **
ZM206/466387-206	Pipe
ZM207/466387-207	Grate *
ZM208/466387-208	Gloss

Meld continued	
ZM209/466387-209	Bulb
ZM210/466387-210	Bride
ZM211/466387-211	Stark
ZM212/466387-212	Seashell
ZM213/466387-213	Antler
ZM214/466387-214	Crater *
ZM215/466387-215	Perennial
ZM216/466387-216	Mulberry
ZM217/466387-217	Fuchsia *
ZM218/466387-218	Amethyst *
ZM219/466387-219	Merlot
ZM220/466387-220	Magma *
ZM221/466387-221	Rooster
ZM222/466387-222	Heat *
ZM223/466387-223	Clementine
ZM224/466387-224	Fox
ZM225/466387-225	Kiss *
ZM226/466387-226	Bare
ZM227/466387-227	Blonde
ZM228/466387-228	Mimosa
ZM229/466387-229	Comet *
ZM230/466387-230	Honeydew
ZM231/466387-231	Wild *
ZM232/466387-232	Vine
ZM233/466387-233	Seed
ZM234/466387-234	Kale *
ZM235/466387-235	Waterfall *
ZM236/466387-236	Nordic *
ZM237/466387-237	Reef *
ZM238/466387-238	Wave
ZM239/466387-239	Isle **
ZM240/466387-240	Creek
ZM241/466387-241	Mariner *
ZM242/466387-242	Globe
ZM243/466387-243	Spa

* Colors available on
20-day lead time.
** Colors available on
10-day lead time.

Parcel	
Ancillary/Seating/Workspaces	
54" wide	
100% recycled polyester	
4GE01	Gunmetal
4GE02	Brindle
4GE03	Bayou
4GE04	Pesto
4GE05	Golden Olive
4GE06	Copper Sea

Saille - Geiger Textile	
Ancillary	
57" wide	
69% cotton	
31% polyester	
PFOA-Free stain resistant finish	
Acrylic backing	
18001	Coal
18002	Shale
18003	Haze
18004	Stone
18005	White *
18006	Beach
18007	Sand
18008	Blush
18009	Brick
18010	Fog
18011	Celadon
18012	Poolside
18013	Summer Sky
18014	Lake
18015	Midnight Blue

* Color not available on Eames®
Soft Pad Group Chairs/Ottomans.

Price category 3 continued on
next page

- Maharam textiles are on assigned lead times [A](#).
- Fabric numbers are listed as Herman Miller fabric number/Maharam fabric number.

Textile Colors

continued

Price Category 3

continued

Strands	
Workspaces	
66" wide	
100% recycled polyester	
8W01	Pebble
8W02	Porcelain
8W03	Taupe
8W04	Honey
8W05	Khaki
8W06	Rye
8W07	Wicker
8W08	Tin
8W09	Cool Grey

Price Category 4

Cygnus	
Ancillary	
For Eames® Aluminum Group Chairs	
69% elastomeric	
31% polyester	
5401	Black
5402	Zinc
5403	Quartz

Daydream	
Ancillary/Seating/Workspaces	
54" wide	
48% wool	
41% recycled polyester	
9% nylon	
2% polyester	
3DM01	Rye Grass
3DM02	Silver Birch
3DM03	Pewter
3DM04	Graphite
3DM05	Black
3DM06	Lemongrass
3DM07	Permission
3DM08	Juniper
3DM09	Sea Grass
3DM10	Nightfall

Hush	
Workspaces	
66" wide	
80% polyester	
20% viscose	
1HS01	Canyon
1HS02	Pesto
1HS03	Bayou
1HS04	Greystone
1HS05	Charcoal
1HS06	Rye Grass
1HS07	Cool Grey
1HS08	Dark Grey
1HS09	Aqua Green
1HS10	Nightfall

Kalista - Geiger Textile	
Ancillary	
54" wide	
71% post-industrial recycled cotton	
18% post-industrial recycled polyester	
11% polyester	
PFOA-Free stain resistant finish	
1AL01	Cotton
1AL02	Natural
1AL03	Titanium
1AL04	Pewter
1AL05	Starry Night
1AL06	Red Hot
1AL07	Sun Kissed
1AL08	Dune
1AL09	Beach Glass
1AL10	Bluestone
1AL11	Seaside
1AL12	Night Sky

Lariat - Maharam	
Ancillary/Seating	
54" wide	
100% vinyl	
ZLR01/440401-001	001
ZLR02/440401-002	002
ZLR04/440401-004	004
ZLR06/440401-006	006
ZLR07/440401-007	007
ZLR08/440401-008	008
ZLR10/440401-010	010
ZLR11/440401-011	011
ZLR13/440401-013	013
ZLR14/440401-014	014
ZLR15/440401-015	015
ZLR16/440401-016	016
ZLR18/440401-018	018
ZLR20/440401-020	020
ZLR21/440401-021	021
ZLR24/440401-024	024
ZLR25/440401-025	025
ZLR26/440401-026	026

Lariat continued	
ZLR28/440401-028	028
ZLR31/440401-031	031
ZLR32/440401-032	032
ZLR33/440401-033	033
ZLR34/440401-034	034
ZLR38/440401-038	038
ZLR39/440401-039	Granite
ZLR40/440401-040	Linen
ZLR41/440401-041	Stella
ZLR42/440401-042	Saddle
ZLR43/440401-043	Holly
ZLR44/440401-044	Maroon
ZLR45/440401-045	Siren
ZLR46/440401-046	Reseda
ZLR47/440401-047	Purslane
ZLR48/440401-048	Spire
ZLR49/440401-049	Papyrus
ZLR50/440401-050	Chickadee
ZLR51/440401-051	Requiem

Sync	
Ancillary/Seating	
55" wide	
100% polyester	
3SY01	Pine Cone
3SY03	Canyon
3SY04	Truffle
3SY06	Everglade
3SY08	Nightfall
3SY09	Dark Mineral
3SY10	Slate Grey
3SY11	Dark Carbon
3SY12	Black

Appendix: Textile Colors

- Maharam textiles are on assigned lead times [A](#).
- Fabric numbers are listed as Herman Miller fabric number/Maharam fabric number.

Textile Colors

continued

Price Category 5

Appendix: Textile Colors

Cozy	
Ancillary/Seating	
54" wide	
100% wool	
3CY01	Heathered Warm Grey
3CY02	Heathered Rye Grass
3CY03	Heathered Cool Grey
3CY05	Heathered Black
3CY06	Heathered Persimmon
3CY07	Heathered Loden
3CY09	Heathered Lagoon
3CY10	Heathered Twilight

Hopsak	
Ancillary/Seating/Workspaces	
56" wide	
100% recycled polyester	
14A20	Black
14A22	Raw Umber Dark
14A26	Grey Blue Dark
14A30	Sepia Dark
14A38	Emerald Dark
14A39	Yellow Dark
14A40	Orange
14A41	Sienna
14A42	Olive Green Dark
14A43	Crimson
14A44	Crimson Dark Dark
14A45	Violet Dark
14A46	Pink Dark Dark
14A47	Ultramarine Dark
14A48	Cobalt Blue
14A49	Terra Cotta
14A50	Ochre Dark

Ingenu - Geiger Textile	
Ancillary	
54" wide	
28% wool	
26% viscose	
25% acrylic	
16% polyester	
5% cotton	
PFOA-Free stain resistant finish	
1GH01	Sand
1GH02	Fog
1GH03	Flannel
1GH04	Trench
1GH05	Vermillion
1GH06	Adriatic
1GH07	Umber
1GH08	Charcoal

Method - Maharam	
Ancillary/Seating/Workspaces	
54" wide	
100% recycled polyester	
with 9% ocean-bound plastic	
40G01/466579-001	Inspire
40G02/466579-002	Rhea
40G03/466579-003	Noise
40G04/466579-004	Speedway
40G05/466579-005	Villanelle
40G06/466579-006	Maestro
40G07/466579-007	Destiny
40G08/466579-008	Possess
40G09/466579-009	Waterside
40G10/466579-010	Relax
40G11/466579-011	Delightful
40G12/466579-012	Parrotlet
40G13/466579-013	Verdurous
40G14/466579-014	Bosky
40G15/466579-015	Acreage
40G16/466579-016	Allude
40G17/466579-017	Tweed
40G18/466579-018	Korma
40G19/466579-019	Fossilize
40G20/466579-020	Cattail
40G21/466579-021	Shortcake
40G22/466579-022	Racecar
40G23/466579-023	Courtship
40G24/466579-024	Jam
40G25/466579-025	Sparrow

Nico - Maharam	
Ancillary/Seating/Workspaces	
54" wide	
63% wool	
21% polyester	
16% solution-dyed nylon	
ZNC01/466564-001	Alcazar
ZNC02/466564-002	Ironclad
ZNC03/466564-003	Tune
ZNC04/466564-004	Bridegroom
ZNC05/466564-005	Diode
ZNC06/466564-006	Jest
ZNC07/466564-007	Sanctuary
ZNC08/466564-008	Aquarius
ZNC09/466564-009	Houseboat
ZNC10/466564-010	Olympian
ZNC11/466564-011	Tennis
ZNC12/466564-012	Dressage
ZNC13/466564-013	Zing
ZNC14/466564-014	Bitterroot
ZNC15/466564-015	Gemini
ZNC16/466564-016	Posh
ZNC17/466564-017	Sizzle
ZNC18/466564-018	Cheerful
ZNC19/466564-019	Watermelon
ZNC20/466564-020	Toucan
ZNC21/466564-021	Rosin
ZNC22/466564-022	Jousting
ZNC23/466564-023	Jojoba
ZNC24/466564-024	Dromedary
ZNC25/466564-025	Toasty
ZNC26/466564-026	Casaba
ZNC27/466564-027	Greenhouse
ZNC28/466564-028	Sibyl
ZNC29/466564-029	Spearmint
ZNC30/466564-030	Pothos
ZNC31/466564-031	Calathea
ZNC32/466564-032	Landscape
ZNC33/466564-033	Espalier
ZNC34/466564-034	Gecko
ZNC35/466564-035	Meditation

Price category 5 continued on next page

- Maharam textiles are on assigned lead times [A](#).
- Fabric numbers are listed as Herman Miller fabric number/Maharam fabric number.

Textile Colors

continued

Price Category 5

continued

Summit	
Ancillary/Seating	
54" wide	
100% silicone	
Polyester knit backing	
3SU02	Oyster
3SU03	Zinc
3SU04	Sparrow
3SU07	Black
3SU09	Beachglass
3SU10	Midnight

Vionette - Geiger Textile	
Ancillary	
55" wide	
100% polyester	
1GJ01	White Sand Mix
1GJ02	Desert Mix
1GJ03	Light Gray Mix
1GJ04	Pewter Mix
1GJ05	Cobalt Mix
1GJ06	Prussian Blue Mix
1GJ07	Chocolate Mix
1GJ08	Champagne
1GJ09	Morning Sky
1GJ10	Aquatic
1GJ11	Sapphire
1GJ12	Midnight Blue
1GJ13	Shadow
1GJ14	Java
1GJ15	Carbon
1GJ16	Black
1GJ17	Claret
1GJ18	Poppy

Price Category 6

Balance	
Seating	
For Embody® chairs	
100% polyester	
3512	Carbon
3513	Black

Outdoor Weave	
Ancillary	
For Eames® Aluminum Group	
Outdoor Chairs	
50% elastomeric	
50% polypropylene	
7203	Lead
7205	Graphite

Price Category 7

Customer's Own Leather	
See Order Information in	
Appendices. Assigned lead-time	
textile. ^A	

Beck – Maharam	
Ancillary/Seating	
55" wide	
78% wool	
22% nylon	
ZB301/466571-001	Overshadow
ZB302/466571-002	Molecule
ZB303/466571-003	Zeitgeist
ZB304/466571-004	Blacksmith
ZB305/466571-005	Cornerstone
ZB306/466571-006	Chainmail
ZB307/466571-007	Buckram
ZB308/466571-008	Callisto
ZB309/466571-009	Interlude
ZB310/466571-010	Letterpress
ZB311/466571-011	Memoir
ZB312/466571-012	Litmus
ZB313/466571-013	Stoic
ZB314/466571-014	Inkpad
ZB315/466571-015	Praxis
ZB316/466571-016	Astute
ZB317/466571-017	Percolate
ZB318/466571-018	Halocline
ZB319/466571-019	Semblance
ZB320/466571-020	Loch
ZB321/466571-021	Lido
ZB322/466571-022	Underwater
ZB323/466571-023	Tetrapod
ZB324/466571-024	Nymph
ZB325/466571-025	Appalachian

Beck continued	
ZB326/466571-026	Menthol
ZB327/466571-027	Woodruff
ZB328/466571-028	Malachite
ZB329/466571-029	Botanist
ZB330/466571-030	Woodlet
ZB331/466571-031	Katydid
ZB332/466571-032	Exuberant
ZB333/466571-033	Retrospect
ZB334/466571-034	Lambic
ZB335/466571-035	Argil
ZB336/466571-036	Brushstroke
ZB337/466571-037	Candescent
ZB338/466571-038	Reedbuck
ZB339/466571-039	Clayware
ZB340/466571-040	Curio
ZB341/466571-041	Whimsy
ZB342/466571-042	Effervescent
ZB343/466571-043	Lingonberry
ZB344/466571-044	Resplendent
ZB345/466571-045	Hollyhock
ZB346/466571-046	Filigree
ZB347/466571-047	Plutonic
ZB348/466571-048	Foundry
ZB349/466571-049	Patisserie
ZB390	Gold 007/032/033 *
ZB391	Russet 036/040/039 *
ZB392	Indigo 008/013/014 *
ZB393	Forest 006/031/028 *

* Colors available only on Girard Color Wheel Ottoman.

Price category 7 continued on next page

- Maharam textiles are on assigned lead times ^A.
- Fabric numbers are listed as Herman Miller fabric number/Maharam fabric number.

Textile Colors

continued

Price Category 7

continued

Appendix: Textile Colors

Bellano - Geiger Textile	
Ancillary	
55" wide	
75% wool	
10% linen	
8% nylon	
7% alpaca	
1AX01	Pearl
1AX02	Fog
1AX03	Fawn
1AX04	Pumice
1AX05	Pewter
1AX06	Atlantic
1AX07	Black Green
1AX08	Adriatic
1AX09	Coffee
1AX10	Charcoal
1AX11	Umber
1AX12	Magenta
1AX13	Bittersweet
1AX14	Sunflower

Capri - Geiger Textile	
Ancillary	
55" wide	
36% cotton	
32% acrylic	
24% rayon	
8% polyester	
PFOA-Free stain resistant finish	
Acrylic backing	
17201	Snow
17202	Stone
17203	Trench
17204	Graphite
17205	Anthracite
17206	Light Silver
17207	Russet
17208	Chestnut Brown
17209	Sand
17210	Sterling
17211	Cobalt
17212	Ink

Milaner - Geiger Textile	
Ancillary	
55" wide	
56% wool, 10% acrylic	
10% alpaca, 10% cotton	
8% nylon, 6% rayon	
17101	Linen
17102	Flax
17103	Bark
17104	Deep Navy
17105	Charcoal
17106	Medium Grey
17107	Ash
17108	Crimson

Panno di Dolce - Geiger Textile	
Ancillary	
55" wide	
65% wool	
20% nylon	
15% alpaca	
1AV01	Fog
1AV02	Dune
1AV03	Trench
1AV04	Flannel
1AV05	Charcoal
1AV06	Umber
1AV07	Deep Navy
1AV08	Graphite
1AV09	Orange
1AV10	Pink
1AV11	Deep Red
1AV12	Bright Green
1AV13	Cerulean Blue
1AV14	Deep Cerulean Blue

Pristina - Geiger Textile	
Ancillary	
55" wide	
37% wool	
25% viscose	
17% acrylic	
15% cotton	
6% polyester	
PFOA-Free stain resistant	
1JC01	Dove
1JC02	Goldstone
1JC03	Daybreak
1JC04	Pumice
1JC05	Cappuccino
1JC06	Gunmetal
1JC07	Caspian
1JC08	Café Noir

Resca - Geiger Textile	
Ancillary	
56" wide	
75% wool	
10% linen	
8% nylon	
7% alpaca	
1AW01	Fog
1AW02	Dune
1AW03	Trench
1AW04	Flannel
1AW05	Umber
1AW06	Bordeaux

Vesture - Geiger Textile	
Ancillary	
55" wide	
40% wool, 25% polyester	
20% silk, 15% nylon	
PFOA-Free stain resistant finish	
21701	Ashen
21702	Dark Blush
21703	Dusk
21704	Medium Gray
21705	Twilight

Wool Epinglé - Geiger Textile	
Ancillary	
54" wide	
100% wool	
16201	Swiss Red
16202	Orange
16203	Light Chestnut Brown
16204	Light Burnt Umber
16205	Pale Native Umber
16207	Grey
16208	Natier Blue
16209	Deep Cerulean Blue
16210	Anthracite
16211	Natural Native Umber
16212	Chestnut Brown

Wool Tweed - Geiger Textile	
Ancillary	
54" wide	
80% wool, 20% nylon	
16601	Trench
16602	Pewter
16603	Ruby
16604	Blue Gray
16605	Navy
16606	Umber
16607	Charcoal

- Maharam textiles are on assigned lead times [A](#).
- Fabric numbers are listed as Herman Miller fabric number/Maharam fabric number.

Textile Colors

continued

Price Category 8

Breeze - Maharam	
Workspaces	
120" wide	
65% FR polyester	
35% post-consumer recycled	
FR polyester	
1QG06/283817-006	Meteorite
1QG09/283817-009	Serum

Luce - Maharam	
Ancillary/Seating	
59" wide	
75% post-consumer recycled wool	
20% polyester	
5% nylon	
ZLU01/466566-001	Brioche
ZLU02/466566-002	Blanched
ZLU03/466566-003	Relic
ZLU04/466566-004	Sinter
ZLU05/466566-005	Scoria
ZLU06/466566-006	Austere
ZLU07/466566-007	Pigment
ZLU08/466566-008	Alkali
ZLU09/466566-009	Tidal
ZLU10/466566-010	Imbue
ZLU11/466566-011	Reservoir
ZLU12/466566-012	Brine
ZLU13/466566-013	Undertone
ZLU14/466566-014	Prelude
ZLU15/466566-015	Submerge
ZLU16/466566-016	Cypress
ZLU17/466566-017	Awash

Luce continued	
ZLU18/466566-018	Adriatic
ZLU19/466566-019	Province
ZLU20/466566-020	Virescent
ZLU21/466566-021	Nettle
ZLU22/466566-022	Agrarian
ZLU23/466566-023	Serpentine
ZLU24/466566-024	Laurel
ZLU25/466566-025	Clarion
ZLU26/466566-026	Gooseberry
ZLU27/466566-027	Swelter
ZLU28/466566-028	Etruscan
ZLU29/466566-029	Coulis
ZLU30/466566-030	Rubescient
ZLU31/466566-031	Akoya
ZLU32/466566-032	Radiant
ZLU33/466566-033	Regent
ZLU34/466566-034	Spectral
ZLU35/466566-035	Thistle

Tempo – Maharam	
Ancillary	
55" wide	
100% polyester	
Polyester backing	
26S01/466589-001	Chert
26S02/466589-002	Grandstand
26S03/466589-003	Restful
26S04/466589-004	Battleship
26S05/466589-005	Lavender
26S06/466589-006	Dockside
26S07/466589-007	Swimming
26S08/466589-008	Ambience
26S09/466589-009	Adornment
26S10/466589-010	Remedy
26S11/466589-011	Fang
26S12/466589-012	Inshore
26S13/466589-013	Camouflage
26S14/466589-014	Mesclun
26S15/466589-015	Farmland
26S16/466589-016	Tadpole
26S17/466589-017	Purr
26S18/466589-018	Snowman
26S19/466589-019	Beehive
26S20/466589-020	Gazelle
26S21/466589-021	Shiitake
26S22/466589-022	Flaxseed
26S23/466589-023	Crawdad
26S24/466589-024	Flowery
26S25/466589-025	Burgundy
26S26/466589-026	Rangoli
26S27/466589-027	Petunia
26S28/466589-028	Campsite

Whim	
Ancillary	
54" wide	
34% viscose	
33% acrylic	
17% wool	
8% polyester	
9DA01	Warm White
9DA02	Rye
9DA03	Mustard Seed
9DA04	Terra Cotta
9DA05	Fir
9DA06	Navy
9DA07	Pewter

Appendix: Textile Colors

- Maharam textiles are on assigned lead times ^A.
- Fabric numbers are listed as Herman Miller fabric number/Maharam fabric number.

Textile Colors

continued

Price Category 9

Appendix: Textile Colors

Alpaca Mohair - Geiger Textile	
Ancillary	
54" wide	
63% alpaca	
21% cotton, 16% polyester	
18510	Dune
18511	Trench
18512	Vicuna
18570	Sepia
18571	Umber
18580	Fog
18581	Flannel
18582	Charcoal

Campana – Maharam	
Ancillary/Seating	
59" wide	
85% wool	
15% nylon	
ZC001/466571-001	Viverine
ZC002/466571-002	Lithograph
ZC003/466571-003	Moonscape
ZC004/466571-004	Brevity
ZC005/466571-005	Linear
ZC006/466571-006	Hinterland
ZC007/466571-007	Mural
ZC008/466571-008	Sloe
ZC009/466571-009	Interstellar
ZC010/466571-010	Mythology
ZC011/466571-011	Scintillate
ZC012/466571-012	Succession
ZC013/466571-013	Visceral
ZC014/466571-014	Hemisphere
ZC015/466571-015	Troposphere
ZC016/466571-016	Skye
ZC017/466571-017	Seaward
ZC018/466571-018	Nemorous
ZC019/466571-019	Allegory
ZC020/466571-020	Olivine
ZC021/466571-021	Reptilian
ZC022/466571-022	Basil
ZC023/466571-023	Fanleaf
ZC024/466571-024	Beachgrass
ZC025/466571-025	Hayfield

Campana continued	
ZC026/466571-026	Freesia
ZC027/466571-027	Rhodium
ZC028/466571-028	Undercoat
ZC029/466571-029	Airbrush
ZC030/466571-030	Shellfish
ZC031/466571-031	Mojave
ZC032/466571-032	Renaissance
ZC033/466571-033	Decoupage
ZC034/466571-034	Outback
ZC035/466571-035	Millipede

Gemma – Maharam	
Ancillary/Seating	
55" wide	
85% wool	
15% nylon	
ZGE01/466568-001	Crinoline
ZGE02/466568-002	Angelic
ZGE03/466568-003	Savory
ZGE04/466568-004	Honeycomb
ZGE05/466568-005	Gilded
ZGE06/466568-006	Paddleboat
ZGE07/466568-007	Stagecoach
ZGE08/466568-008	Waterbuck
ZGE09/466568-009	Earnest
ZGE10/466568-010	Auric
ZGE11/466568-011	Carmine
ZGE12/466568-012	Serape
ZGE13/466568-013	Ferric
ZGE14/466568-014	Canyon
ZGE15/466568-015	Alembic
ZGE16/466568-016	Patio
ZGE17/466568-017	Sorrel
ZGE18/466568-018	Root

Gemma continued	
ZGE19/466568-019	Mansion
ZGE20/466568-020	Buff
ZGE21/466568-021	Starch
ZGE22/466568-022	Dawn
ZGE23/466568-023	Countryside
ZGE24/466568-024	Dewy
ZGE25/466568-025	Reliquary
ZGE26/466568-026	Deluge
ZGE27/466568-027	Overlay
ZGE28/466568-028	Electron
ZGE29/466568-029	Sheath
ZGE30/466568-030	Quietude
ZGE31/466568-031	Jargon
ZGE32/466568-032	Powder
ZGE33/466568-033	Tide
ZGE34/466568-034	Outwash
ZGE35/466568-035	Enamored
ZGE36/466568-036	Smitten
ZGE37/466568-037	Revere
ZGE38/466568-038	Mangosteen
ZGE39/466568-039	Allium
ZGE40/466568-040	Immense
ZGE41/466568-041	Chamber
ZGE42/466568-042	Cosmos
ZGE43/466568-043	Inkling
ZGE44/466568-044	Rainwater
ZGE45/466568-045	Shade
ZGE46/466568-046	Pendant
ZGE47/466568-047	Axial
ZGE48/466568-048	Fervent
ZGE49/466568-049	Legacy
ZGE50/466568-050	Caliber
ZGE51/466568-051	Temple
ZGE52/466568-052	Evenfall

Jasper - Maharam	
Ancillary/Seating	
53" wide	
55% wool	
27% solution-dyed nylon	
18% cotton	
ZJA01/466563-001	Thrill
ZJA02/466563-002	Anise
ZJA03/466563-003	Grapefruit
ZJA04/466563-004	Lifeguard
ZJA05/466563-005	Heartfelt
ZJA06/466563-006	Corsage
ZJA07/466563-007	Earthenware
ZJA08/466563-008	Bear
ZJA09/466563-009	Firelight
ZJA10/466563-010	Dreamcatcher
ZJA11/466563-011	Bobcat
ZJA12/466563-012	Glacial
ZJA13/466563-013	Vaporize
ZJA14/466563-014	Trapdoor
ZJA15/466563-015	Halcyon
ZJA16/466563-016	Observatory
ZJA17/466563-017	Steamboat
ZJA18/466563-018	Aquathlon
ZJA19/466563-019	Cloudless
ZJA20/466563-020	Briny
ZJA21/466563-021	Magical
ZJA22/466563-022	Picnic
ZJA23/466563-023	Herbage
ZJA24/466563-024	Pasture
ZJA25/466563-025	Courtyard
ZJA26/466563-026	Leapfrog

Price category 9 continued on next page

- Maharam textiles are on assigned lead times [A](#).
- Fabric numbers are listed as Herman Miller fabric number/Maharam fabric number.

Textile Colors

continued

Price Category 9

continued

Leather

Ancillary/Seating
approx. 50 sq. ft. per hide
100% leather

2101	Ivory
2109	Black *
2110	Smoke
2111	Graphite
2112	Khaki
2113	Rattan
2114	Truffle
2115	Alpine
2116	Haze
2117	Sable Grey
2118	Dark Mineral **
2119	Dark Carbon ***
2120	Cranberry
2121	Deep Sea

* Armpad color available on Aeron® Chair, Graphite.

** Armpad color available on Aeron Chair, Mineral.

*** Armpad color available on Aeron Chair, Carbon.

Price Category 10

Bristol Leather - Geiger Textile

Ancillary
approx. 55 sq. ft. per hide
100% leather

5-507	Black
5-511	Putty
5-519	Hunter
5-520	White
5-521	Ivory
5-522	Parchment
5-537	Caribbean
5-546	Pumice
5-547	Smoke
5-548	Charcoal
5-549	Dark Shale
5-556	Downtown Grey
5-557	City Night
5-559	Ash Grey
5-563	Champagne
5-564	Chestnut Brown
5-565	Dark Sienna
5-566	Earthen
5-567	Desert
5-568	British Green
5-579	Paris Blue
5-583	Atlantic
5-592	Camel
5-594	Taupe
5-597	Pure *
5-598	Cream
5-600	Midnight Blue
5-603	Sangria
5-604	Swiss Red
5-605	Nordic Yellow
5-606	Sky Grey
5-608	Natural

* Color not available on Saiba Chair.

Firma – Maharam

Ancillary/Seating
55" wide
78% wool
22% nylon

3KH01/466582-001	Wrath
3KH02/466582-002	Pantomime
3KH03/466582-003	Shaded
3KH04/466582-004	Prologue
3KH05/466582-005	Framework
3KH06/466582-006	Railroad
3KH07/466582-007	Grommet
3KH08/466582-008	Lunisolar
3KH09/466582-009	Snowpack
3KH10/466582-010	Coldsnap
3KH11/466582-011	Sealift
3KH12/466582-012	Brood
3KH13/466582-013	Intertidal
3KH14/466582-014	Confide
3KH15/466582-015	Secluded
3KH16/466582-016	Leisure
3KH17/466582-017	Portfolio
3KH18/466582-018	Strato
3KH19/466582-019	Fogbow
3KH20/466582-020	Snowcone
3KH21/466582-021	Kazoo
3KH22/466582-022	Esteem
3KH23/466582-023	Mackerel
3KH24/466582-024	Brooch
3KH25/466582-025	Caesious
3KH26/466582-026	Islet
3KH27/466582-027	Biosphere
3KH28/466582-028	Hilltop
3KH29/466582-029	Arboreal
3KH30/466582-030	Lineage
3KH31/466582-031	Comfrey
3KH32/466582-032	Circe
3KH33/466582-033	Ecosystem
3KH34/466582-034	Knack
3KH35/466582-035	Watt
3KH36/466582-036	Epiphany
3KH37/466582-037	Gamma
3KH38/466582-038	Taxicab
3KH39/466582-039	Varietal
3KH40/466582-040	Tale

Firma continued

3KH41/466582-041	Elemental
3KH42/466582-042	Cuff
3KH43/466582-043	Emu
3KH44/466582-044	Tempeh
3KH45/466582-045	Tephra
3KH46/466582-046	Shellac
3KH47/466582-047	Emporium
3KH48/466582-048	Keratin
3KH49/466582-049	Camwood
3KH50/466582-050	Gloam
3KH51/466582-051	Novela
3KH52/466582-052	Fruitpunch
3KH53/466582-053	Decant
3KH54/466582-054	Milkshake
3KH55/466582-055	Metaphysic
3KH56/466582-056	Carafe
3KH57/466582-057	Voyager
3KH58/466582-058	Tenebrous
3KH59/466582-059	Subtext
3KH60/466582-060	Silent

Gemma Multi – Maharam

Ancillary/Seating
55" wide
85% wool
15% nylon

ZGF01/466569-001	Andromeda
ZGF02/466569-002	Dappled
ZGF03/466569-003	Lyra
ZGF04/466569-004	Flaunt
ZGF05/466569-005	Celluloid
ZGF06/466569-006	Hydrozoa
ZGF07/466569-007	Firefly
ZGF08/466569-008	Pisces
ZGF09/466569-009	Strath
ZGF10/466569-010	Erosion
ZGF11/466569-011	Cabaret
ZGF12/466569-012	Candytuft
ZGF13/466569-013	Juice
ZGF14/466569-014	Fairground
ZGF15/466569-015	Copperplate
ZGF16/466569-016	Sunbird
ZGF17/466569-017	Cinematic
ZGF18/466569-018	Clairvoyant

- Maharam textiles are on assigned lead times [A](#).
- Fabric numbers are listed as Herman Miller fabric number/Maharam fabric number.

Price category 10 continued on next page

Textile Colors

continued

Price Category 10

continued

Appendix: Textile Colors

Gemma Multi continued	Gemma Multi Reverse – Maharam	Gemma Multi Reverse continued	Gemma Multi Reverse continued
ZGF19/466569-019 Crocus	Ancillary/Seating	ZGF78/466569-121 Roulette	ZGFA0/466569-143 Percolate
ZGF20/466569-020 Memoir	55" wide	Reverse	Reverse
ZGF21/466569-021 Roulette	85% wool	ZGF79/466569-122 Voltaic	ZGFA1/466569-144 Motor
ZGF22/466569-022 Voltaic	15% nylon	Reverse	Reverse
ZGF23/466569-023 Compote	ZGF58/466569-101 Andromeda	ZGF80/466569-123 Compote	ZGFA2/466569-145 Unicorn
ZGF24/466569-024 Lambent	Reverse	Reverse	Reverse
ZGF25/466569-025 Twister	ZGF59/466569-102 Dappled	ZGF81/466569-124 Lambent	ZGFA3/466569-146 Lobster
ZGF26/466569-026 Chronicle	Reverse	Reverse	Reverse
ZGF27/466569-027 Sidereal	ZGF60/466569-103 Lyra	ZGF82/466569-125 Twister	ZGFA4/466569-147 Rhododendron
ZGF28/466569-028 Tanzanite	Reverse	Reverse	Reverse
ZGF29/466569-029 Crystalize	ZGF61/466569-104 Flaunt	ZGF83/466569-126 Chronicle	ZGFA5/466569-148 Taffy
ZGF30/466569-030 Chromium	Reverse	Reverse	Reverse
ZGF31/466569-031 Pallium	ZGF62/466569-105 Celluloid	ZGF84/466569-127 Sidereal	ZGFA6/466569-149 Rishi
ZGF32/466569-032 Spectre	Reverse	Reverse	Reverse
ZGF33/466569-033 Courgette	ZGF63/466569-106 Hydrozoa	ZGF85/466569-128 Tanzanite	ZGFA7/466569-150 Backcountry
ZGF34/466569-034 Viper	Reverse	Reverse	Reverse
ZGF35/466569-035 Sunlit	ZGF64/466569-107 Firefly	ZGF86/466569-129 Crystalize	ZGFA8/466569-151 Buckthorn
ZGF36/466569-036 Heavenly	Reverse	Reverse	Reverse
ZGF37/466569-037 Vernal	ZGF65/466569-108 Pisces	ZGF87/466569-130 Chromium	ZGFA9/466569-152 Coniferous
ZGF38/466569-038 Cress	Reverse	Reverse	Reverse
ZGF39/466569-039 Limn	ZGF66/466569-109 Strath	ZGF88/466569-131 Pallium	ZGFB0/466569-153 Delphic
ZGF40/466569-040 Horseradish	Reverse	Reverse	Reverse
ZGF41/466569-041 Shandy	ZGF67/466569-110 Erosion	ZGF89/466569-132 Spectre	ZGFB1/466569-154 Hieroglyph
ZGF42/466569-042 Granary	Reverse	Reverse	Reverse
ZGF43/466569-043 Percolate	ZGF68/466569-111 Cabaret	ZGF90/466569-133 Courgette	ZGFB2/466569-155 Eiderdown
ZGF44/466569-044 Motor	Reverse	Reverse	Reverse
ZGF45/466569-045 Unicorn	ZGF69/466569-112 Candytuft	ZGF91/466569-134 Viper	ZGFB3/466569-157 Tanager
ZGF46/466569-046 Lobster	Reverse	Reverse	Reverse
ZGF47/466569-047 Rhododendron	ZGF70/466569-113 Juice	ZGF92/466569-135 Sunlit	
ZGF48/466569-048 Taffy	Reverse	Reverse	
ZGF49/466569-049 Rishi	ZGF71/466569-114 Fairground	ZGF93/466569-136 Heavenly	
ZGF50/466569-050 Backcountry	Reverse	Reverse	
ZGF51/466569-051 Buckthorn	ZGF72/466569-115 Copperplate	ZGF94/466569-137 Vernal	
ZGF52/466569-052 Coniferous	Reverse	Reverse	
ZGF53/466569-053 Delphic	ZGF73/466569-116 Sunbird	ZGF95/466569-138 Cress	
ZGF54/466569-054 Hieroglyph	Reverse	Reverse	
ZGF55/466569-055 Eiderdown	ZGF74/466569-117 Cinematic	ZGF96/466569-139 Limn	
ZGF56/466569-056 Sandbar	Reverse	Reverse	
ZGF57/466569-057 Tanager	ZGF75/466569-118 Clairvoyant	ZGF97/466569-140 Horseradish	
	Reverse	Reverse	
	ZGF76/466569-119 Crocus	ZGF98/466569-141 Shandy	
	Reverse	Reverse	
	ZGF77/466569-120 Memoir	ZGF99/466569-142 Granary	
	Reverse	Reverse	

Petra - Maharam
Ancillary/Seating
55" wide
70% wool
19% linen
11% nylon
ZP401/466580-001 Hieroglyph
ZP402/466580-002 Interior
ZP403/466580-003 Samovar
ZP404/466580-004 Calcite
ZP405/466580-005 Silversmith
ZP406/466580-006 Rivet
ZP407/466580-007 Carpolite
ZP408/466580-008 Bonbon

- Maharam textiles are on assigned lead times A.
- Fabric numbers are listed as Herman Miller fabric number/Maharam fabric number.

Price category 10 continued on next page

Textile Colors

continued

Price Category 10

continued

Petra continued	
ZP409/466580-009	Dreamy
ZP410/466580-010	Bejewel
ZP411/466580-011	Sashimi
ZP412/466580-012	Spirula
ZP413/466580-013	Chalet
ZP414/466580-014	Reindeer
ZP415/466580-015	Nostalgia
ZP416/466580-016	Trove
ZP417/466580-017	Narcissus
ZP418/466580-018	Yurt
ZP419/466580-019	Congee
ZP420/466580-020	Genepy
ZP421/466580-021	Herbaceous
ZP422/466580-022	Paddock
ZP423/466580-023	Precious
ZP424/466580-024	Biome
ZP425/466580-025	Tinted
ZP426/466580-026	Pelagic
ZP427/466580-027	Bluebill
ZP428/466580-028	Chicory
ZP429/466580-029	Eaglet
ZP430/466580-030	Permafrost
ZP431/466580-031	Atlantic
ZP432/466580-032	Airstream
ZP433/466580-033	Debonair

Superweave - Maharam	
Ancillary	
54" wide	
75% polyester	
25% cotton	
Z2203/466241-005	Sienna
Z2204/466241-002	Ochre
Z2207/466241-004	Marine
Z2208/466241-003	Olive
Z2220/466241-001	Orange and Pink

Price Category 11

Prone Leather - Maharam	
Ancillary	
approx. 50 sq. ft. per hide	
100% leather	
protective top coat	
1NX01/700020-001	Lotus
1NX02/700020-002	Timbre
1NX03/700020-003	Essence
1NX04/700020-004	Script
1NX05/700020-005	Gambit
1NX06/700020-006	Obsidian
1NX07/700020-007	Sail
1NX09/700020-009	Vine
1NX10/700020-010	Yarrow
1NX13/700020-013	Balsa
1NX14/700020-014	Shore
1NX15/700020-015	Bricolage
1NX17/700020-017	Ledge
1NX19/700020-019	Mantra
1NX20/700020-020	Java
1NX21/700020-021	Lute
1NX22/700020-022	Glow
1NX23/700020-023	Hickory

Tenera Leather - Geiger Textile	
Ancillary	
approx. 55 sq. ft. per hide	
100% leather	
17501	Cement
17502	Marzipan
17503	Sunglow
17504	Raw Sienna
17505	Maple
17506	Poppy
17507	Salsa
17508	Cranberry
17509	Burnt Sienna
17510	Dark Chocolate
17511	Black
17512	Carbon
17513	Sapphire

Price Category 12-13

No fabrics available at this time.

Price Category 14

Lanalux - Maharam	
Ancillary	
54" wide	
100% wool	
Z1375/466240-005	Black/White
Z1378/466240-006	Olive/Black
Z1380/466240-001	Natural
Z1383/466240-002	Umber
Z1384/466240-007	Natural/Black
Z1386/466240-003	Orange
Z1387/466240-004	Crimson

Appendix: Textile Colors

- Maharam textiles are on assigned lead times [A](#).
- Fabric numbers are listed as Herman Miller fabric number/Maharam fabric number.

Textile Colors

continued

Price Category A

No fabrics available at this time.

Price Category B

Medium – Maharam

Ancillary/Seating/Workspaces
54" wide
100% polyester

VM01/463490-001	Raven
VM02/463490-002	Smoke
VM03/463490-003	Alloy
VM04/463490-004	Flax
VM07/463490-007	Espresso
VM14/463490-014	Laser
VM16/463490-016	Port
VM22/463490-022	Marina
VM29/463490-029	Pistachio
VM32/463490-032	Prospect
VM36/463490-036	Delight
VM39/463490-039	Nautical
VM40/463490-040	Pool
VM44/463490-044	Washed
VM45/463490-045	Sculpture
VM46/463490-046	Thatched
VM47/463490-047	Hike
VM48/463490-048	Tangle
VM49/463490-049	Pacific
VM50/463490-050	Cosmic
VM51/463490-051	Cascade
VM52/463490-052	Blackberry
VM53/463490-053	Nasturtium

Messenger – Maharam

Ancillary/Seating/Workspaces
54" wide
78% post-industrial recycled polyester
15% polyester, 7% nylon

TI07/458640-007	Shadow
TI08/458640-008	Bayou *
TI24/458640-024	Poppy
TI25/458640-025	Mao
TI29/458640-029	Onyx *
TI31/458640-031	Cloud *
TI38/458640-038	Depth *
TI40/458640-040	Nile *
TI41/458640-041	Azure *
TI45/458640-045	Cactus *
TI46/458640-046	Ice * **
TI48/458640-048	Neon
TI50/458640-050	Hydrangea
TI53/458640-053	Tangelo
TI54/458640-054	Lumine *
TI58/458640-058	Snow ** ***
TI60/458640-060	Peridot
TI61/458640-061	Capri *
TI62/458640-062	Ultramarine
TI63/458640-063	Squall
TI66/458640-066	Cassis
TI67/458640-067	Aster

Messenger continued

TI69/458640-069	Cherry
TI70/458640-070	Vibrant
TI71/458640-071	Satsuma *
TI72/458640-072	Maize
TI76/458640-076	Fossil
TI77/458640-077	Ash
TI78/458640-078	Tusk
TI79/458640-079	Oyster **
TI81/458640-081	Husk
TI84/458640-084	Robust
TI85/458640-085	Beyond
TI86/458640-086	Voyage *
TI87/458640-087	Everglade
TI89/458640-089	Blanch ***
TI90/458640-090	Longspur
TI91/458640-091	Vireo
TI92/458640-092	Dipper
TI93/458640-093	Gale
TI94/458640-094	Hunter
TI95/458640-095	Lime
TI96/458640-096	Apple
TI97/458640-097	Krill
TI98/458640-098	Catalyst

* Colors available on 20-day lead time.

** Colors not available on Eames Molded Fiberglass and Molded Plastic Side Chairs.

*** Colors not available on Valor Seating.

- Maharam textiles are on assigned lead times A.
- Fabric numbers are listed as Herman Miller fabric number/Maharam fabric number.

Textile Colors

continued

Price Category C

Manner - Maharam	
Ancillary/Seating/Workspaces	
54" wide	
65% post-industrial recycled polyester	
35% post-consumer recycled polyester	
Z2701/466177-001	Magic
Z2702/466177-002	Carob
Z2703/466177-003	Porpoise
Z2704/466177-004	Flint
Z2705/466177-005	Hush *
Z2706/466177-006	Nuance
Z2711/466177-011	Ember
Z2712/466177-012	Wagon
Z2713/466177-013	Ablaze
Z2714/466177-014	Peel
Z2716/466177-016	Butterscotch
Z2717/466177-017	Harvest
Z2720/466177-020	Parakeet
Z2722/466177-022	Aquatic
Z2723/466177-023	Cottage
Z2724/466177-024	Dahlia
Z2725/466177-025	Vivid
Z2726/466177-026	Basin
Z2727/466177-027	Schooner
Z2728/466177-028	Slope
Z2729/466177-029	Silverpoint
Z2730/466177-030	Lattice
Z2731/466177-031	Smoky
Z2732/466177-032	Magnetic
Z2733/466177-033	Woad
Z2734/466177-034	Resolute
Z2735/466177-035	Cruise
Z2736/466177-036	Atmospheric
Z2737/466177-037	Cloudburst
Z2738/466177-038	Tidewater
Z2739/466177-039	Firth
Z2740/466177-040	Oceanside
Z2741/466177-041	Grandeur
Z2742/466177-042	Comfort
Z2743/466177-043	Dill
Z2744/466177-044	Poplar
Z2745/466177-045	Citronella
Z2746/466177-046	Passerine

Manner continued	
Z2747/466177-047	Southwest
Z2748/466177-048	Roseate
Z2749/466177-049	Charisma
Z2750/466177-050	Siltstone
Z2751/466177-051	Kimono
Z2752/466177-052	Valiant
Z2753/466177-053	Baroness
* Color not available on Eames Aluminum Group, Executive Chairs, Upholstered Molded Plywood Chairs, and Sofa Compact.	

Merit - Maharam	
Ancillary/Seating	
54" wide	
76% post-industrial recycled polyester	
24% polyester	
PFOA-Free stain resistant	
88Z01/466444-001	Trickle
88Z02/466444-002	Beluga
88Z03/466444-003	Gunmetal
88Z04/466444-004	Blackout
88Z05/466444-005	Superior
88Z06/466444-006	Ocean
88Z07/466444-007	Highborn
88Z08/466444-008	Immersed
88Z09/466444-009	Rainfall
88Z10/466444-010	Blizzard
88Z11/466444-011	Poolside
88Z12/466444-012	Steel
88Z13/466444-013	Zircon
88Z14/466444-014	Ripple
88Z15/466444-015	Aegean
88Z16/466444-016	Armada
88Z17/466444-017	Hedera
88Z18/466444-018	Rainforest
88Z19/466444-019	Gator
88Z20/466444-020	Vineyard
88Z21/466444-021	Pine
88Z22/466444-022	Kiwi
88Z23/466444-023	Kookaburra

Merit continued	
88Z24/466444-024	Bellini
88Z25/466444-025	Sunflower
88Z26/466444-026	Sandstorm
88Z27/466444-027	Mudder
88Z28/466444-028	Lynx
88Z29/466444-029	Farro
88Z30/466444-030	Manila
88Z31/466444-031	Starfish
88Z32/466444-032	Brass
88Z33/466444-033	Arrow
88Z34/466444-034	Gelato
88Z35/466444-035	Nectarine
88Z36/466444-036	Macaron
88Z37/466444-037	Alert
88Z38/466444-038	Goji
88Z39/466444-039	Cabernet
88Z40/466444-040	Eggplant
88Z41/466444-041	Hawk
88Z42/466444-042	Stag
88Z43/466444-043	Overcast

Metric - Maharam	
Ancillary/Seating/Workspaces	
54" wide	
51% post-industrial recycled polyester	
49% polyester	
Z302/466014-002	Fog
Z303/466014-003	Fleece
Z312/466014-012	Cardinal
Z313/466014-013	Lava
Z318/466014-018	Pollen
Z320/466014-020	Alligator
Z323/466014-023	Tar
Z324/466014-024	Anchor
Z326/466014-026	Admiral
Z327/466014-027	Seaport
Z328/466014-028	Scuba
Z329/466014-029	Skate
Z330/466014-030	Hopscotch
Z331/466014-031	Film
Z332/466014-032	Whale
Z333/466014-033	Downpour
Z334/466014-034	Midday

Metric continued	
Z335/466014-035	Talisman
Z336/466014-036	Hedgerow
Z337/466014-037	Snorkel
Z338/466014-038	Highway
Z339/466014-039	Canary
Z340/466014-040	Sunny
Z341/466014-041	Aztec
Z342/466014-042	Fruit
Z343/466014-043	Galah
Z344/466014-044	Kiln
Z345/466014-045	Moth

Murmur - Maharam	
Ancillary/Seating	
55" wide	
100% polyester	
PFOA-Free stain resistant	
8EY01/466446-001	Gust
8EY02/466446-002	Harmonica
8EY03/466446-003	Canopy
8EY04/466446-004	Dim
8EY05/466446-005	Peppercorn
8EY06/466446-006	Cauldron
8EY07/466446-007	Conquer
8EY08/466446-008	Rapids
8EY09/466446-009	Seawater
8EY10/466446-010	Baby
8EY11/466446-011	Elderberry
8EY12/466446-012	Iceberg
8EY13/466446-013	Tallgrass
8EY14/466446-014	Underground
8EY15/466446-015	Biome
8EY16/466446-016	Cask
8EY17/466446-017	Argan
8EY18/466446-018	Sundown
8EY19/466446-019	Ignite
8EY20/466446-020	Sultry
8EY21/466446-021	Sangria

- Maharam textiles are on assigned lead times [A](#).
- Fabric numbers are listed as Herman Miller fabric number/Maharam fabric number.

Textile Colors

continued

Appendix: Textile Colors

Price Category D

Bluff - Maharam
Ancillary/Seating
54" wide
100% polyurethane
Ink-resistant protective top coat
Polyester backing
81801/466489-001 Loom
81802/466489-002 Helm
81803/466489-003 Cruller
81804/466489-004 Folklore
81805/466489-005 Beguile
81806/466489-006 Sherpa
81807/466489-007 Teleport
81808/466489-008 Annex
81809/466489-009 Lorimer
81810/466489-010 Cinema
81811/466489-011 Zip
81812/466489-012 Coach
81813/466489-013 Supernova
81814/466489-014 Pirate
81815/466489-015 Academy
81816/466489-016 Disco
81817/466489-017 Equator
81818/466489-018 Brink
81819/466489-019 Scene
81820/466489-020 Petrichor
81821/466489-021 Exotic
81822/466489-022 Fauna
81823/466489-023 Calabash
81824/466489-024 Fuscous
81825/466489-025 Wildling
81826/466489-026 Blitz
81827/466489-027 Allspice
81828/466489-028 Lumos
81829/466489-029 Pilot
81830/466489-030 Jukebox
81831/466489-031 Dugout
81832/466489-032 Claret
81833/466489-033 Flamenco

Mode – Maharam
Ancillary/Seating/Workspaces
54" wide
80% post-consumer recycled polyester
20% polyester
PFOA-Free stain resistant finish
ZMD01/466337-001 Stroll
ZMD02/466337-002 Intaglio
ZMD03/466337-003 Ominous
ZMD04/466337-004 Machine
ZMD05/466337-005 Talus
ZMD06/466337-006 Marsh
ZMD07/466337-007 Hollow
ZMD08/466337-008 Sycamore
ZMD09/466337-009 Clavicle
ZMD10/466337-010 Billygoat
ZMD11/466337-011 Spindle
ZMD12/466337-012 Lemon
ZMD13/466337-013 Oxeye
ZMD14/466337-014 Henge
ZMD15/466337-015 Goldenrod
ZMD16/466337-016 Cottontail
ZMD17/466337-017 Lioness
ZMD18/466337-018 Oriole
ZMD19/466337-019 Rust
ZMD20/466337-020 Carotene
ZMD21/466337-021 Blush
ZMD22/466337-022 Vermilion
ZMD23/466337-023 Alder
ZMD24/466337-024 Kermes
ZMD25/466337-025 Barberrry
ZMD26/466337-026 Petal
ZMD27/466337-027 Valley
ZMD28/466337-028 Odyssey
ZMD29/466337-029 Ballpoint
ZMD30/466337-030 Toile
ZMD31/466337-031 Paradise

Mode continued
ZMD32/466337-032 Angelfish
ZMD33/466337-033 Denim
ZMD34/466337-034 Crush
ZMD35/466337-035 Jetty
ZMD36/466337-036 Saltwater
ZMD37/466337-037 Mallard
ZMD38/466337-038 Celtic
ZMD39/466337-039 Eucalyptus
ZMD40/466337-040 Bonsai
ZMD41/466337-041 Sassafras
ZMD42/466337-042 Yucca
ZMD43/466337-043 Lichen

Spiral - Maharam
Workspaces
66" wide
100% polyester
ZS301/901882-001 Chalk
ZS303/901882-003 Wheat
ZS304/901882-004 Mica
ZS305/901882-005 Pavement
ZS306/901882-006 Graphite

Price Category E

Article – Maharam
Ancillary/Seating
54" wide
100% vinyl
ZAT08/458600-008 Marina
ZAT13/458600-013 Flume
ZAT14/458600-014 Storm
ZAT15/458600-015 Toast
ZAT19/458600-019 Fleece
ZAT22/458600-022 Stone
ZAT26/458600-026 Mercury
ZAT29/458600-029 Bluegrass
ZAT31/458600-031 Truffle
ZAT32/458600-032 Gravel
ZAT33/458600-033 Value
ZAT34/458600-034 Tint
ZAT35/458600-035 Snowflake
ZAT36/458600-036 Chalice
ZAT37/458600-037 Trail
ZAT38/458600-038 Pyramid
ZAT39/458600-039 Desert
ZAT40/458600-040 Lei
ZAT41/458600-041 Rouge
ZAT42/458600-042 Karma
ZAT43/458600-043 Opal
ZAT44/458600-044 Periwinkle
ZAT45/458600-045 Vampire
ZAT46/458600-046 Surf
ZAT47/458600-047 Plumage

Price category E continued on next page

- Maharam textiles are on assigned lead times [A](#).
- Fabric numbers are listed as Herman Miller fabric number/Maharam fabric number.

Textile Colors

continued

Price Category E

continued

Flock - Maharam
Workspaces
63" wide
100% polyester
ZF301/901892-001 Calm
ZF302/901892-002 Course
ZF303/901892-003 Highlight
ZF305/901892-005 Poppy
ZF306/901892-006 Briefcase
ZF307/901892-007 Monkstrap
ZF308/901892-008 Quag
ZF309/901892-009 Pistachio
ZF310/901892-010 Froth
ZF311/901892-011 Celadon
ZF312/901892-012 Highsea
ZF313/901892-013 China
ZF314/901892-014 Victorian
ZF315/901892-015 Commander
ZF316/901892-016 Raven
ZF317/901892-017 Aluminum

Micro – Maharam
Ancillary
54" wide
100% vinyl
ZMB01/466099-001 Muslin
ZMB04/466099-004 Basalt
ZMB06/466099-006 Phantom
ZMB07/466099-007 Depth
ZMB08/466099-008 Cottage
ZMB09/466099-009 Hunter
ZMB11/466099-011 Tomatillo
ZMB12/466099-012 Brew
ZMB14/466099-014 Tang
ZMB15/466099-015 Risk

Parallel – Maharam
Workspaces
66" wide
100% recycled polyester
TT03/901180-003 Fog
TT22/901180-022 Sterling
TT23/901180-023 Linen
TT24/901180-024 Pea
TT27/901180-027 Boulder
TT28/901180-028 Stream
TT29/901180-029 Shiitake
TT32/901180-032 Brandy
TT33/901180-033 Crater
TT36/901180-036 Quail

Price Category F

Apt – Maharam
Ancillary/Seating
54" wide
100% polyurethane/silicone
Ink-resistant protective top coat
Polyester backing
82T12/466392-012 Iris
82T13/466392-013 Nocturnal
82T14/466392-014 Fluid
82T15/466392-015 Eden
82T16/466392-016 Galactic
82T17/466392-017 Shoreline
82T18/466392-018 Jade
82T19/466392-019 Garden
82T20/466392-020 Botanic
82T21/466392-021 Chartreuse
82T23/466392-023 Lyric
82T24/466392-024 Turmeric
82T25/466392-025 Bengal
82T26/466392-026 Core
82T27/466392-027 Mantle
82T28/466392-028 Sorbet
82T32/466392-032 Oak
82T33/466392-033 Castle
82T34/466392-034 Follow
82T35/466392-035 Elixir
82T36/466392-036 Charm
82T37/466392-037 Descend
82T38/466392-009 Sketch
82T39/466392-010 Glacier
82T40/466392-031 Fortress
82T41/466392-030 Lotus
82T42/466392-001 Coconut
82T43/466392-011 Cobblestone
82T44/466392-029 Bloom
82T45/466392-022 Crepe
82T46/466392-006 Hickory
82T47/466392-007 Constellation
82T48/466392-008 Labyrinth
82T49/466392-002 Vibe
82T50/466392-003 Stampede
82T51/466392-004 Lumber
82T52/466392-005 Gingerbread

Brindle - Maharam
Ancillary/Seating
58" wide
100% polyester
PFOA-free stain resistant
Acrylic backing
87101/466418-001 Calico
87102/466418-002 Mauve
87103/466418-003 Torch
87104/466418-004 Burnt
87105/466418-005 Barn
87106/466418-006 Pharaoh
87107/466418-007 Sandbur
87108/466418-008 Jungle
87109/466418-009 Inland
87110/466418-009 Seagrass
87111/466418-009 Watercolor
87112/466418-009 Aquarium
87113/466418-009 Drill

Chime - Maharam
Ancillary
54" wide
100% vinyl
V9M3/465350-003 Morel
V9MB/465350-011 Tranquil
V9M/465350-020 Slate
V9MV/465350-031 Verve
V9MW/465350-032 Understory

Price category F continued on next page

- Maharam textiles are on assigned lead times [A](#).
- Fabric numbers are listed as Herman Miller fabric number/Maharam fabric number.

Textile Colors

continued

Price Category F

continued

Appendix: Textile Colors

Conduit - Maharam	
Ancillary/Seating	
58" wide	
100% polyester	
PFOA-free stain resistant	
Acrylic backing	
87Z01/466428-001	Space
87Z02/466428-002	Syrup
87Z03/466428-003	Nimbus
87Z04/466428-004	Greystone
87Z05/466428-005	Fawn
87Z06/466428-006	Ghost
87Z07/466428-007	Caribbean
87Z08/466428-008	Canal
87Z09/466428-009	Bonfire

Emit – Maharam	
Workspaces	
54" wide	
55% post-industrial recycled polyester	
45% post-consumer recycled polyester	
PFOA-free stain resistant	
8EX01/466378-001	Wed
8EX02/466378-002	Zebra
8EX03/466378-003	Chiffon
8EX05/466378-005	Nectar
8EX06/466378-006	Elk
8EX08/466378-008	Goldenrod
8EX09/466378-009	Beached
8EX10/466378-010	Samba
8EX11/466378-011	Nest
8EX14/466378-014	Groove
8EX17/466378-017	Haiku
8EX18/466378-018	Bluefin
8EX19/466378-019	Flow
8EX20/466378-020	Xenon
8EX21/466378-021	Artem
8EX22/466378-022	Zen
8EX25/466378-025	Limeade

Instill – Maharam	
Ancillary/Seating	
54" wide	
100% polyurethane	
Ink-resistant protective top coat	
Polyester backing	
74M01/466351-001	Page
74M02/466351-002	Limestone
74M03/466351-003	Bobwhite
74M04/466351-004	Loafer
74M07/466351-007	Shaker
74M08/466351-008	Doe
74M09/466351-009	Ride
74M10/466351-010	Squire
74M11/466351-011	Tannin
74M12/466351-012	Vitis
74M14/466351-014	Quail
74M15/466351-015	Brittanic
74M16/466351-016	Narwhal
74M18/466351-018	Stowaway
74M19/466351-019	Koala
74M20/466351-020	Dorsal
74M21/466351-021	Stealth

Keen - Maharam	
Ancillary/Seating	
54" wide	
61% polyester	
39% polyolefin	
PFOA-Free stain resistant	
Acrylic backing	
89N01/466433-001	Gaur
89N02/466433-002	Lock
89N03/466433-003	Elk
89N04/466433-004	Oatmeal
89N05/466433-005	Lakefront
89N06/466433-006	Argent
89N07/466433-007	Coyote
89N08/466433-008	Eventide
89N09/466433-009	Canal
89N10/466433-010	Rosemary
89N11/466433-011	Herb
89N12/466433-012	Ruby
89N13/466433-013	Loganberry

Ledger – Maharam	
Ancillary/Seating	
54" wide	
100% polyurethane	
V9G1/463770-001	001
V9G2/463770-002	002
V9G3/463770-003	003
V9G4/463770-004	004
V9GG/463770-017	017
V9GQ/463770-025	025
V9GS/463770-026	026
V9GU/463770-028	028
V9GV/463770-029	029
V9GW/463770-030	030
V9GX/463770-031	031
V9GY/463770-032	032
V9G18/463770-042	042
V9G19/463770-043	043
V9G20/463770-044	044
V9G21/463770-045	045
V9G22/463770-046	046

Loop - Maharam	
Ancillary/Seating	
57" wide	
48% post-industrial recycled polyester	
26% polyester	
26% post-consumer recycled polyester	
PFOA-Free stain resistant	
Acrylic Backing	
ZLL01/466469-001	Opossum
ZLL02/466469-002	Foundation
ZLL03/466469-003	Naval
ZLL04/466469-004	Buoyant
ZLL05/466469-005	Mockingbird
ZLL06/466469-006	Dynasty
ZLL07/466469-007	Zori
ZLL08/466469-008	Wildfire
ZLL09/466469-009	Floral
ZLL10/466469-010	Penguin

Multiply - Maharam	
Ancillary/Seating	
58" wide	
57% post-consumer recycled polyester	
43% post-industrial recycled polyester	
PFOA-Free stain resistant	
Acrylic Backing	
82A01/466341-001	Winter
82A02/466341-002	Encore
82A03/466341-003	Swing
82A04/466341-004	Contrast
82A05/466341-005	Sterling
82A06/466341-006	Daze
82A07/466341-007	Sway
82A08/466341-008	Sailor
82A09/466341-009	Mystique
82A10/466341-010	Deep
82A11/466341-011	Craft
82A12/466341-012	Town
82A13/466341-013	Limit
82A14/466341-014	Tamale

Pitch - Maharam	
Ancillary	
54" wide	
100% vinyl	
ZPC04/466186-004	Pollen
ZPC07/466186-007	Apple
ZPC11/466186-011	Voyage
ZPC12/466186-012	Turquoise
ZPC14/466186-014	Inlet
ZPC15/466186-015	Captain
ZPC16/466186-016	Aura
ZPC17/466186-017	Coastal
ZPC18/466186-018	Fog
ZPC19/466186-019	Coal
ZPC21/466186-021	Mulberry
ZPC24/466186-024	Flame
ZPC26/466186-026	Tumbleweed
ZPC29/466186-029	Subtle
ZPC30/466186-030	Buff

- Maharam textiles are on assigned lead times **A**.
- Fabric numbers are listed as Herman Miller fabric number/Maharam fabric number.

Price category F continued on next page

Textile Colors

continued

Price Category F

continued

Pepper - Maharam
Ancillary/Seating
58" wide
49% polyester
41% post-industrial recycled polyester
10% post-consumer recycled polyester
PFOA-Free stain resistant
Acrylic Backing
8LW01/466486-001 Dojo
8LW02/466486-002 Marengo
8LW03/466486-003 Harlequin
8LW04/466486-004 Pavlova
8LW06/466486-006 Achioté
8LW07/466486-007 Essence
8LW08/466486-008 Genome
8LW09/466486-009 Myriad
8LW10/466486-010 Terrarium

Scuba - Maharam
Ancillary
54" wide
100% polyurethane
V9B1/464930-001 Vanilla
V9B5/464930-005 Chinchilla
V9B6/464930-006 Mahogany
V9B7/464930-007 Jet
V9B8/464930-008 Charcoal
V9B9/464930-009 Dolphin
V9BA/464930-010 Drizzle
V9BC/464930-012 Conifer
V9BD/464930-013 Bottle
V9BF/464930-015 Tourmaline
V9BG/464930-016 Sapphire
V9BH/464930-017 Electric
V9BL/464930-020 Cabernet
V9BM/464930-021 Brick
V9BN/464930-022 Coral
V9BP/464930-023 Autumn

Strum - Maharam
Ancillary/Seating
54" wide
100% polyurethane with silane-based antimicrobial
Z3301/466122-001 Overcast
Z3302/466122-002 Ridge
Z3304/466122-004 Pigeon
Z3307/466122-007 Bur
Z3308/466122-008 Abalone
Z3312/466122-012 Lemongrass

Price Category G

Compound - Maharam
Ancillary/Seating
54" wide
100% polyurethane with silane-based antimicrobial
ZC201/466196-001 Quartz
ZC203/466196-003 Weathered
ZC204/466196-004 Cliff
ZC205/466196-005 Espresso
ZC206/466196-006 Smolder
ZC207/466196-007 Blaze
ZC208/466196-008 Mandarin
ZC209/466196-009 Maple
ZC210/466196-010 Perennial
ZC211/466196-011 Mountainside
ZC212/466196-012 Tundra
ZC213/466196-013 Manatee
ZC214/466196-014 Marine
ZC215/466196-015 Twilight
ZC216/466196-016 Shelter
ZC217/466196-017 Vessel
ZC218/466196-018 Smoke
ZC219/466196-019 Fog

Fluent Crypton - Maharam
Ancillary
54" wide
52% polyester
31% post-industrial recycled polyester
17% post-consumer recycled polyester
ZFC01/466073-001 Lynx
ZFC12/466073-012 Bayou
ZFC13/466073-013 Bottle
ZFC14/466073-014 Cadet
ZFC22/466073-022 Turf
ZFC24/466073-024 Steady

Fold - Maharam
Seating
54" wide
100% polyurethane
Polyester backing
ZF101/466292-001 Jet
ZF102/466292-002 Chalk
ZF103/466292-003 Smoke
ZF105/466292-005 Fatigue
ZF106/466292-006 Splash
ZF107/466292-007 Apple
ZF108/466292-008 Moss
ZF110/466292-010 Midnight

Gild - Maharam
Ancillary/Seating
54" wide
100% non-phthalate vinyl
Ink-resistant protective top coat
Polyester backing
8AR01/466432-005 Grapevine
8AR02/466432-009 Frosting
8AR03/466432-007 Smokey
8AR04/466432-003 Skylight
8AR05/466432-011 Sandstone
8AR06/466432-004 Hurricane
8AR07/466432-002 Wreath
8AR08/466432-001 Rainforest
8AR09/466432-012 Fudge
8AR10/466432-010 Lantern
8AR11/466432-006 Planet
8AR12/466432-008 Reflection

Price category G continued on next page

- Maharam textiles are on assigned lead times [A](#).
- Fabric numbers are listed as Herman Miller fabric number/Maharam fabric number.

Textile Colors

continued

Price Category G

continued

Pare – Maharam	
Ancillary/Seating	
54" wide	
52% wool	
26% polyester	
22% nylon	
PFOA-free stain resistant finish	
ZPR01/466359-001	Polaris
ZPR04/466359-004	Fresco
ZPR06/466359-006	Wink
ZPR07/466359-007	Concord
ZPR08/466359-008	Strawberry
ZPR09/466359-009	Solar
ZPR10/466359-010	Amulet
ZPR11/466359-011	Zest
ZPR12/466359-012	Elmwood
ZPR13/466359-013	Thyme
ZPR17/466359-017	Blueberry

Runner - Maharam	
Ancillary/Seating	
54" wide	
57% post-industrial recycled polyester	
43% post-consumer recycled polyester	
ZRF01/466108-001	Bluff
ZRF03/466108-003	Grove
ZRF04/466108-004	Starboard
ZRF05/466108-005	Plot
ZRF06/466108-006	Carousel

Sudden – Maharam	
Ancillary	
54" wide	
100% polyurethane	
ZSD02/463000-002	002
ZSD03/463000-003	003
ZSD05/463000-005	005
ZSD06/463000-006	006
ZSD07/463000-007	007
ZSD08/463000-008	008
ZSD09/463000-009	009
ZSD10/463000-010	010
ZSD11/463000-011	011
ZSD13/463000-013	013
ZSD15/463000-015	015
ZSD16/463000-016	016
ZSD17/463000-017	017
ZSD18/463000-018	018
ZSD19/463000-019	019
ZSD20/463000-020	020
ZSD24/463000-024	024
ZSD27/463000-027	027
ZSD36/463000-036	036

Price Category H

Anagram - Maharam	
Ancillary	
54" wide	
42% cotton	
32% polyester	
26% nylon	
ZAN01/466067-001	Quarry
ZAN02/466067-002	Hush
ZAN03/466067-003	Electric
ZAN04/466067-004	Range
ZAN05/466067-005	Settle

Circles – Maharam	
Ancillary/Seating	
55" wide	
70% cotton	
30% polyester	
ZT01/458310-001	Khaki
ZT02/458310-002	Fatigue
ZT03/458310-003	Document
ZT04/458310-004	Engine

Dot Pattern – Maharam	
Ancillary/Seating	
55" wide	
71% cotton	
29% polyester	
ZK01/458300-001	Document
ZK02/458300-002	Taupe
ZK04/458300-004	Red
ZK05/458300-005	Navy

Mechanism – Maharam	
Ancillary	
54" wide	
100% polyester	
ZMC01/465952-001	Mercury
ZMC10/465952-010	Pearl
ZMC11/465952-011	Bronze
ZMC13/465952-013	Titanium
ZMC15/465952-015	Tangerine
ZMC17/465952-017	Sprout

Mister – Maharam	
Ancillary	
54" wide	
67% solution-dyed acrylic	
33% solution-dyed polyester	
ZMG01/466178-001	Breeze
ZMG04/466178-004	Enliven
ZMG05/466178-005	Notice
ZMG06/466178-006	Azurite

Regatta – Maharam	
Ancillary	
54" wide	
65% solution-dyed acrylic	
35% solution-dyed polyester	
ZRT01/466189-001	Drift
ZRT02/466189-002	Parasol
ZRT04/466189-004	Swell

Small Dot Pattern – Maharam	
Ancillary/Seating	
55" wide	
71% cotton	
29% polyester	
ZL01/458320-001	Document
ZL02/458320-002	Sand
ZL03/458320-003	Khaki
ZL04/458320-004	Taupe
ZL05/458320-005	Charcoal
ZL06/458320-006	Document
	Reverse
ZL07/458320-007	Red
ZL08/458320-008	Yellow
ZL09/458320-009	Green

- Maharam textiles are on assigned lead times [A](#).
- Fabric numbers are listed as Herman Miller fabric number/Maharam fabric number.

Textile Colors

continued

Price Category I

Colorwheel – Maharam	
Ancillary	
54" wide	
62% cotton	
38% solution-dyed	
post-industrial recycled nylon	
ZCW02/466163-002	Pumice
ZCW03/466163-003	Viridian
ZCW06/466163-006	Charcoal
ZCW07/466163-007	Carbon

Cursive – Maharam	
Ancillary/Seating	
54" wide	
67% solution-dyed acrylic	
33% solution-dyed polyester	
PFOA-Free stain resistant	
7CW01/466335-001	Fast
7CW03/466335-003	Beachcomb
7CW05/466335-005	Swift
7CW07/466335-007	Inkwell
7CW08/466335-008	Rubber

Passage - Maharam	
Ancillary	
54" wide	
100% polyester	
59P01/466614-001	Mirage
59P02/466614-002	Poolside
59P03/466614-003	Cascade
59P04/466614-004	Lacinato
59P05/466614-005	Overstory
59P06/466614-006	Celadon
59P07/466614-007	Echo
59P08/466614-008	Bentonite
59P09/466614-009	Buttercup
59P10/466614-010	Maple
59P11/466614-011	Blossom
59P12/466614-012	Cloudberry
59P13/466614-013	Contessa
59P14/466614-014	Claret
59P15/466614-015	Katana

Study - Maharam	
Ancillary/Seating	
54" wide	
73% solution-dyed acrylic	
27% solution-dyed polyester	
ZSY01/466269-001	001
ZSY02/466269-002	002
ZSY03/466269-003	003
ZSY04/466269-004	004
ZSY05/466269-005	005

Tracery – Maharam	
Ancillary	
52" wide	
34% solution-dyed nylon	
26% wool	
21% polyester	
19% cotton	
acrylic backing	
PFOA-free stain resistant finish	
ZT501/466372-001	Birch
ZT502/466372-002	Sterling
ZT503/466372-003	Flint
ZT504/466372-004	Indigo
ZT505/466372-005	Arctic
ZT506/466372-006	Kelp
ZT507/466372-007	Melon
ZT508/466372-008	Poppy
ZT509/466372-009	Copper
ZT510/466372-010	Papaya
ZT511/466372-011	Sepia

Price Category J

Fluted Silk – Maharam	
Ancillary	
54" wide	
85% silk	
8% cotton	
7% acrylic	
ZFK02/465982-002	Tarnish
ZFK05/465982-005	Calm
ZFK06/465982-006	Flaxen
ZFK10/465982-010	Noticed
ZFK11/465982-011	Moody
ZFK12/465982-012	Constant
ZFK13/465982-013	Seed
ZFK14/465982-014	Eternal
ZFK15/465982-015	Honor
ZFK17/465982-017	Cranach
ZFK20/465982-020	Discreet

Mikado – Maharam	
Ancillary	
54" wide	
79% cotton	
21% polyester	
V1901/459330-001	Umber
V1902/459330-002	Orange
V1903/459330-003	Ultramarine
V1904/459330-004	Pink
V1905/459330-005	Sepia

Trestle - Maharam	
Ancillary	
54" wide	
36% acrylic	
32% wool	
23% cotton	
9% polyester	
3WG01/466613-001	Loam
3WG02/466613-002	Rift
3WG03/466613-003	Fuse
3WG04/466613-004	Cumulus
3WG05/466613-005	Strand
3WG06/466613-006	Pomelo
3WG07/466613-007	Tawny
3WG08/466613-008	Sunstone
3WG09/466613-009	Kindling
3WG10/466613-010	Sidecar
3WG11/466613-011	Beak
3WG12/466613-012	Ficus
3WG13/466613-013	Hinge
3WG14/466613-014	Bluefish
3WG15/466613-015	Oblivion

- Maharam textiles are on assigned lead times [A](#).
- Fabric numbers are listed as Herman Miller fabric number/Maharam fabric number.

Textile Colors

continued

Appendix: Textile Colors

Price Category K

Checker – Maharam	
Ancillary	
55" wide	
77% cotton	
23% polyester	
V1201/459830-001 Emerald Light/ Ivory	
V1204/459830-004 Ultramarine/ Emerald	
V1206/459830-007 Sienna Dark/ Khaki	
V1207/459830-008 Black/White	
V1209/459830-009 Ultramarine/ Turquoise	
V1210/459830-010 Blue Gray/ Emerald	
V1211/459830-011 Olive/Pink	
V1212/459830-012 Magenta/ Orange	
V1213/459830-013 Crimson/ Orange	
Checker Split – Maharam	
Ancillary	
55" wide	
77% cotton	
23% polyester	
V1301/460290-01 Black/White	
Double Triangles – Maharam	
Ancillary	
55" wide	
77% cotton	
23% polyester	
V1401/459840-001 Black/White	
Facets – Maharam	
Ancillary	
55" wide	
77% cotton	
23% polyester	
V1501/459850-001 Black/White	

Isa – Maharam	
Ancillary	
59" wide	
85% wool	
15% nylon	
VKZ01/466624-001 Bashful	
VKZ02/466624-002 Median	
VKZ03/466624-003 Observe	
VKZ04/466624-004 Plains	
VKZ05/466624-005 Drawn	
VKZ06/466624-006 Connect	
VKZ07/466624-007 Fennel	
VKZ08/466624-008 Skyward	
VKZ09/466624-009 Oceanic	
VKZ10/466624-010 Neptune	
VKZ11/466624-011 Sprint	
VKZ12/466624-012 Ledge	
VKZ13/466624-013 Surround	
VKZ14/466624-014 Foretell	
VKZ15/466624-015 Lory	
VKZ16/466624-016 Dear	
VKZ17/466624-017 Foxtrot	
VKZ18/466624-018 Sincere	
VKZ19/466624-019 Begonia	
Optik – Maharam	
Ancillary	
55" wide	
76% cotton	
24% polyester	
ZQP01/459960-001 Sun Yellow/ Orange	
ZQP06/459960-006 White/Black	
Unisol – Maharam	
Ancillary	
55" wide	
61% rayon	
21% polyester	
18% cotton	
ZUN01/461160-001 Black/ White	

Price Category L

Exaggerated Plaid – Maharam	
Ancillary	
59" wide	
100% wool	
ZEP01/466039-001 Glen	
ZEP02/466039-002 Brae	
ZEP03/466039-003 Firth	
Geometri – Maharam	
Ancillary	
55" wide	
77% cotton	
23% polyester	
ZGM02/459970-002 Red/ Carmine	
ZGM03/459970-003 Lilac/Blue	
ZGM04/459970-004 White/ Black	
Jacobs Coat – Maharam	
Ancillary	
54" wide	
92% wool	
8% nylon	
V1601/462270-001 Multicolored Bright *	
V1602/462270-002 Multicolored Neutral	
* Color available on Girard Color Wheel Ottoman.	
Millerstripe – Maharam	
Ancillary	
54" wide	
92% wool	
8% rayon	
V1701/462250-001 Multicolored Bright	
V1702/462250-002 Multicolored Neutral	

Minicheck - Maharam	
Seating	
55" wide	
78% cotton	
22% polyester	
PFOA-Free stain resistant finish	
ZMK01/466268-001 Black/ White	
Monk's Wool – Maharam	
Ancillary	
54" wide	
96% wool	
4% nylon	
ZMW01/457301-001 Tusk	
ZMW03/457301-003 Slate	
ZMW05/457301-005 Cherokee	
Pebble Wool – Maharam	
Ancillary	
54" wide	
90% wool	
10% nylon	
ZPW01/457401-001 Birch	
ZPW10/457401-010 Cottage	
ZPW13/457401-013 Eggshell	
ZPW14/457401-014 Whisper	
ZPW15/457401-015 Ceramic	
ZPW16/457401-016 Seamist	
ZPW17/457401-017 Armory	
ZPW18/457401-018 Glaze	
ZPW19/457401-019 Cordial	
Pebble Wool Multi – Maharam	
Ancillary	
54" wide	
97% wool	
3% nylon	
ZPM01/461200-001 Fawn	
ZPM02/461200-002 Slate	
ZPM05/461200-005 Moss	
ZPM06/461200-006 Tabasco	

Price category L continued on next page

- Maharam textiles are on assigned lead times **A**.
- Fabric numbers are listed as Herman Miller fabric number/Maharam fabric number.

Textile Colors

continued

Price Category L

continued

Quatrefoil – Maharam	
Ancillary	
54" wide	
75% cotton	
25% nylon	
V2101/459350-001	Silver
V2102/459350-002	Pink
V2103/459350-003	Crimson
V2104/459350-004	Emerald
V2105/459350-005	Violet

Repeat Classic Stripe – Maharam	
Ancillary	
55" wide	
47% cotton	
27% rayon	
26% polyester	
ZRS01/462170-001	Inca
ZRS02/462170-002	Pistachio
ZRS03/462170-003	Poppy
ZRS04/462170-004	Cadet
ZRS05/462170-005	Peacock

Repeat Dot Ring – Maharam	
Ancillary	
55" wide	
75% cotton	
25% polyester	
ZRR01/462150-001	Gold
ZRR04/462150-004	Pink
ZRR05/462150-005	Coral
ZRR07/462150-007	Gold
	Reverse
ZRR10/462150-010	Pink
	Reverse
ZRR11/462150-011	Coral
	Reverse

Stripes - Maharam	
Ancillary	
56" wide	
92% wool	
8% nylon	
ZSP01/463980-001	001
ZSP02/463980-002	002
ZSP03/463980-003	003
ZSP04/463980-004	004
ZSP05/463980-005	005
ZSP06/463980-006	006
ZSP07/463980-007	007
ZSP08/463980-008	008
ZSP09/463980-009	009
ZSP10/463980-010	010

Toostripe – Maharam	
Ancillary	
54" wide	
92% wool	
8% nylon	
V2201/462260-001	Orange Dark/ Crimson Dark
V2202/462260-002	Black/ Raw Umber
V2203/462260-003	Ochre Dark/ Sienna

Price Category M

Fruit - Maharam	
Seating	
54" wide	
55% cotton	
32% nylon	
13% post-consumer recycled polyester	
PFOA-Free stain resistant finish	
Acrylic backing	
ZF201/466262-001	Opal
ZF202/466262-002	Lime
ZF203/466262-003	Olive
ZF204/466262-004	Sky
ZF207/466262-007	Russet

Names – Maharam	
Ancillary	
55" wide	
73% cotton	
27% polyester	
V1801/462510-001	Crimson On White
V1802/462510-002	Ultramarine On White
V1803/462510-003	Black On White

Ottoman Stripe – Maharam	
Ancillary	
58" wide	
92% wool	
8% nylon	
ZQN01/466142-001	Brass
ZQN02/466142-002	Cocoa
ZQN03/466142-003	Dusk
ZQN04/466142-004	Pistachio
ZQN05/466142-005	Apricot

Pressed Plaid – Maharam	
Ancillary	
54" wide	
100% wool	
T1101/466181-001	001
T1102/466181-002	002
T1103/466181-003	003
T1104/466181-004	004
T1105/466181-005	005
T1106/466181-006	006

Wool Striae – Maharam	
Ancillary	
54" wide	
100% wool	
T1201/466184-001	001
T1202/466184-002	002
T1203/466184-003	003
T1204/466184-004	004
T1205/466184-005	005
T1206/466184-006	006
T1207/466184-007	007

Appendix: Textile Colors

- Maharam textiles are on assigned lead times A.
- Fabric numbers are listed as Herman Miller fabric number/Maharam fabric number.

Textile Colors

continued

Appendix: Textile Colors

Price Category N

Alpaca Epinglé - Maharam

Ancillary
55" wide
100% alpaca
ZAE01/465902-001 Vellum
ZAE02/465902-002 Slate
ZAE06/465902-006 Graphite
ZAE07/465902-007 Beignet

Alpaca Velvet - Maharam

Ancillary
54" wide
100% alpaca
ZAV01/465901-001 Alpine
ZAV06/465901-006 Charcoal
ZAV07/465901-007 Pewter
ZAV08/465901-008 Squash
ZAV09/465901-009 Wallaby
ZAV10/465901-010 Brunia

Bespoke Stripe - Maharam

Ancillary
56" wide
100% wool
ZBP01/463540-001 Navy
ZBP02/463540-002 Tobacco
ZBP03/463540-003 Chocolate
ZBP04/463540-004 Charcoal
ZBP05/463540-005 Black
ZBP06/463540-006 Pewter

Herringbone Stripe - Maharam

Ancillary
57" wide
100% wool
ZKP01/465945-001 Granite
ZKP02/465945-002 Espresso
ZKP03/465945-003 Graphite
ZKP04/465945-004 Indigo
ZKP05/465945-005 Raven

Point - Maharam

Ancillary
53" wide
97% rayon
3% nylon
ZPT01/466090-001 Ivory and Ember
ZPT02/466090-002 Black and Coral
ZPT03/466090-003 Slate and Khaki
ZPT04/466090-004 Black and Cobalt
ZPT05/466090-005 Black and Khaki
ZPT06/466090-006 Slate and Mandarin
ZPT07/466090-007 Slate and Black
ZPT08/466090-008 Brick and Greige
ZPT09/466090-009 Gold and Black
ZPT10/466090-010 Greige and Peat
ZPT11/466090-011 Peat and Mandarin
ZPT12/466090-012 Crimson
ZPT13/466090-013 Mandarin
ZPT14/466090-014 Citrus
ZPT15/466090-015 Grass
ZPT16/466090-016 Cyan
ZPT17/466090-017 Cobalt

Wool Velvet - Maharam

Ancillary
54" wide
100% wool
ZWV01/466120-001 Plush
ZWV02/466120-002 Subdue
ZWV03/466120-003 Flagstone
ZWV04/466120-004 Nori
ZWV06/466120-006 Bridle
ZWV07/466120-007 Covert
ZWV08/466120-008 Gateway

Price Category O

Bavaria Stripe - Maharam

Ancillary
55" wide
77% polyester
23% cotton
ZBS02/466161-002 Unique

Price Category P

Big Stripe - Maharam

Ancillary
55" wide
92% wool
8% nylon
ZBR01/466174-001 Peacock
ZBR02/466174-002 Spring
ZBR03/466174-003 Umber
ZBR04/466174-004 Poppy
ZBR05/466174-005 Cobalt

Epinglé Stripe - Maharam

Ancillary
50" wide
100% cotton
ZES01/466007-001 Caramel
ZES02/466007-002 Lead
ZES03/466007-003 Violet
ZES04/466007-004 Mahogany
ZES05/466007-005 Olive

Layers Garden - Maharam

Ancillary
52" wide
96% wool
3% nylon
1% polyester
ZLY01/465916-001 Ivy/Bronze
ZLY02/465916-002 Putty/ Turquoise
ZLY03/465916-003 Pewter/ White
ZLY04/465916-004 Chocolate/ Lilac
ZLY05/465916-005 Peat/Copper

Price category P continued on next page

- Maharam textiles are on assigned lead times. ^A
- Fabric numbers are listed as Herman Miller fabric number/Maharam fabric number.

Textile Colors

continued

Price Category P

continued

Layers Park – Maharam
Ancillary
52" wide
95% wool
3% nylon
2% polyester
ZLP01/465918-001 Ash/Snow
ZLP02/465918-002 Mineral/Sky
ZLP03/465918-003 Poppy/ Melon
ZLP04/465918-004 Indigo/ White
ZLP05/465918-005 Earth/Cobalt

Layers Vineyard Large – Maharam
Ancillary
52" wide
95% wool
3% nylon
2% polyester
ZLV01/465921-001 Ivory/Onyx
ZLV02/465921-002 Slate/Azure
ZLV03/465921-003 Loden/Sky
ZLV04/465921-004 Taupe/ Crimson
ZLV05/465921-005 Black/ Mahogany

Layers Vineyard Small – Maharam
Ancillary
52" wide
92% wool
5% polyester
3% nylon
ZLS01/465920-001 Ochre/White
ZLS02/465920-002 Scarlet/ Peony
ZLS03/465920-003 Taupe/Violet
ZLS04/465920-004 Jade/ Turquoise
ZLS05/465920-005 Ginger/Rose

Mohair Supreme - Maharam
Ancillary
54" wide
100% mohair
ZMS02/451801-072 Stonehenge
ZMS06/451801-112 Slate *
ZMS07/451801-113 Rich Chocolate *
ZMS09/451801-126 Cayenne
ZMS10/451801-127 Cognac
ZMS12/451801-129 Peat *
ZMS15/451801-133 Abyss
ZMS16/451801-134 Intrigue
ZMS18/451801-136 Lupine *
ZMS28/451801-146 League
ZMS29/451801-147 Armory *
ZMS32/451801-150 Capiz
ZMS33/451801-151 Underneath
ZMS34/451801-152 Crescent
ZMS35/451801-153 National
ZMS36/451801-154 Rooftop
ZMS37/451801-155 Skewer
ZMS38/451801-156 Party
ZMS39/451801-157 Keepsake
ZMS40/451801-158 Travel
ZMS41/451801-159 Estate
ZMS42/451801-160 Grassland
ZMS43/451801-161 Limoncello
ZMS44/451801-162 Mango
ZMS45/451801-163 Doll
ZMS46/451801-164 Carousel
ZMS47/451801-165 Palette
ZMS48/451801-166 Brandy
ZMS49/451801-167 Aristocrat
ZMS50/451801-168 Soulmate
ZMS51/451801-169 Rosette

* Colors available on Eames Lounge Chair and Ottoman.

Price Category Q

A Band Apart – Maharam
Ancillary
56" wide
75% polyester
25% cotton
ZAB01/466000-001 Unique

Brushed Camel – Maharam
Ancillary
58" wide
100% baby camel hair
ZBA01/465977-001 Albino
ZBA02/465977-002 Natural

Deconstructed Rose – Maharam
Ancillary
55" wide
65% polyester
32% cotton
3% rayon
ZDS01/466086-001 Golden
ZDS02/466086-002 Vivid
ZDS03/466086-003 Earthen

Massive Paisley – Maharam
Ancillary
57" wide
76% polyester
24% cotton
ZMV01/465915-001 Ash
ZMV03/465915-003 Cardinal
ZMV06/465915-006 Night

The Firm – Maharam
Ancillary
56" wide
75% polyester
25% cotton
ZTF03/465999-003 Unique

Price Category R

Borders – Maharam
Ancillary
53" wide
98% wool
2% polyester
ZBB01/466082-001 Natural
ZBB02/466082-002 Greige
ZBB03/466082-003 Charcoal
ZBB04/466082-004 Walnut

Stow Leather - Maharam
Ancillary
approx. 50 sq. ft. per hide
100% leather
protective top coat
ZSV01/700014-001 Opera
ZSV02/700014-002 Japonica
ZSV03/700014-003 Masquerade
ZSV04/700014-004 Laguna
ZSV05/700014-005 Jettison
ZSV06/700014-006 Razor
ZSV07/700014-007 Holiday
ZSV08/700014-008 Patchouli
ZSV09/700014-009 Macrame
ZSV10/700014-010 Grace
ZSV11/700014-011 Seraphim
ZSV12/700014-012 Ricotta
ZSV13/700014-013 Neroli
ZSV14/700014-014 Sultana
ZSV15/700014-015 Sundance
ZSV16/700014-016 Quince
ZSV17/700014-017 Babka
ZSV18/700014-018 Maitake
ZSV19/700014-019 Mercer
ZSV20/700014-020 Gaucho
ZSV21/700014-021 Chia
ZSV22/700014-022 Vanguard
ZSV23/700014-023 Zone
ZSV24/700014-024 Zeppelin

Price category R continued on next page

Appendix: Textile Colors

- Maharam textiles are on assigned lead times. ^A
- Fabric numbers are listed as Herman Miller fabric number/Maharam fabric number.

Textile Colors

continued

Appendix: Textile Colors

Price Category R

continued

Stow Leather <i>continued</i>	
ZSV25/700014-025	Clandestine
ZSV26/700014-026	Raven
ZSV27/700014-027	Cabana
ZSV28/700014-028	Rime
ZSV29/700014-029	Forsythia
ZSV30/700014-030	Panthera
ZSV31/700014-031	Dune
ZSV32/700014-032	Madera
ZSV33/700014-033	Russet
ZSV34/700014-034	Gala
ZSV35/700014-035	Heron

Price Category S

Bavaria – Maharam	
Ancillary	
55" wide	
73% polyester	
27% cotton	
ZBV01/466162-001	Unique

Price Category T

All Grain Leather – Edelman	
Ancillary	
approx. 50 sq. ft. per hide	
100% full-grain Aniline-dye cowhide	
VB01/AG01	Pitch Brown
VB02/AG02	White
VB03/AG03	Cloud
VB04/AG04	Shadow
VB05/AG05	Black
VB06/AG06	Baked Bean
VB07/AG07	Mildew
VB08/AG08	Soot
VB09/AG09	Blue Jeans
VB10/AG10	Merlot
VB11/AG11	Nutmeg
VB12/AG12	Butter
VB13/AG13	Cherry
VB14/AG14	Burnt Orange
VB15/AG15	Whiskey
VB17/AG17	Raw Silk
VB18/AG18	Balsa
VB19/AG19	Naturale
VB21/AG21	Greige
VB22/AG27	Latte
VB23/AG28	Coral
VB24/AG29	Rose
VB25/AG30	Zinnia
VB26/AG31	Iris
VB27/AG32	Daffodil

Hours – Maharam	
Ancillary	
56" wide	
95% wool	
3% nylon	
2% rayon	
ZKR01/466092-001	Day
ZKR02/466092-002	Night

Price Category U

Layers Garden Double – Maharam	
Ancillary	
52" wide	
96% wool	
3% nylon	
1% polyester	
ZLD01/465917-001	Ash/ Quartz/ Grass
ZLD02/465917-002	Earth/ Chocolate/ Coral
ZLD03/465917-003	Black/ Navy/ Cobalt

Layers Park Double – Maharam	
Ancillary	
52" wide	
96% wool	
3% nylon	
1% polyester	
ZLB01/465919-001	Mineral/ Taupe/ Lemon
ZLB02/465919-002	Sienna/ Ginger/ Rose
ZLB03/465919-003	Black/ Peat/ Copper

- Maharam textiles are on assigned lead times. ^A
- Fabric numbers are listed as Herman Miller fabric number/Maharam fabric number.

Textile Colors

continued

Price Category V-W	Price Category X	Price Category Y	Price Category Z
No fabrics available at this time.	<p>Eden – Maharam</p> <p>Ancillary 56" wide 83% polyester 17% cotton</p> <p>ZED01/466258-001 001 ZED02/466258-002 002 ZED03/466258-003 003 ZED04/466258-004 004 ZED05/466258-005 005</p> <p>Foliage – Maharam</p> <p>Ancillary 56" wide 75% polyester 25% cotton</p> <p>ZFG02/466257-002 002 ZFG04/466257-004 004 ZFG05/466257-005 005</p>	<p>Industry – Maharam</p> <p>Ancillary 55" wide 80% polyester 20% cotton</p> <p>ZND01/466255-001 001</p>	<p>Agency – Maharam</p> <p>Ancillary 55" wide 75% polyester 25% cotton</p> <p>ZAG02/466001-002 002 ZAG04/466001-004 004 ZAG05/466001-005 005 ZAG06/466001-006 006 ZAG07/466001-007 007 ZAG08/466001-008 008</p>

Appendix: Textile Colors

- Maharam textiles are on assigned lead times. A
- Fabric numbers are listed as Herman Miller fabric number/Maharam fabric number.

Textile Colors

continued

Price Category 10M

Appendix: Textile Colors

Pace Leather – Maharam

Ancillary

approx. 50 sq. ft. per hide

100% leather

ZPA01/700011-001	Whisper
ZPA02/700011-002	Shy
ZPA03/700011-003	Granite
ZPA04/700011-004	Misty
ZPA05/700011-005	Studio
ZPA06/700011-006	Throne
ZPA07/700011-007	Proper
ZPA08/700011-008	Huron
ZPA09/700011-009	Darkroom
ZPA10/700011-010	Bark
ZPA11/700011-011	Raspberry
ZPA12/700011-012	Sangria
ZPA13/700011-013	Admiral
ZPA14/700011-014	Juniper
ZPA15/700011-015	Regal
ZPA16/700011-016	Vapor
ZPA17/700011-017	Valley
ZPA18/700011-018	Bushel
ZPA19/700011-019	Heirloom
ZPA20/700011-020	Palomino
ZPA21/700011-021	Bamboo
ZPA22/700011-022	Saffron
ZPA23/700011-023	Tearose
ZPA24/700011-024	Canyon
ZPA25/700011-025	Bistro
ZPA26/700011-026	Toffee
ZPA27/700011-027	Rodeo
ZPA28/700011-028	Mudslide
ZPA29/700011-029	Greige
ZPA30/700011-030	Reflection
ZPA31/700011-031	Pure
ZPA32/700011-032	Desert
ZPA33/700011-033	Griffin
ZPA34/700011-034	Urbane
ZPA35/700011-035	Woodrose

- Maharam textiles are on assigned lead times. ^A
- Fabric numbers are listed as Herman Miller fabric number/Maharam fabric number.

For more information about our products and services or to see a list of dealers, please visit us at HermanMiller.com or call (800) 851 1196.

© 2024 Herman Miller, Inc., Zeeland, Michigan

Distribution Rights

Working together since 1956, Herman Miller and Vitra are the authentic sources of designs by Charles and Ray Eames, Alexander Girard, and George Nelson. All the designs shown in this book are protected by law. Herman Miller has obtained all rights to make and sell these designs. Also, Herman Miller holds exclusive worldwide manufacturing and distribution rights for these products with the following exceptions:

Charles and Ray Eames, George Nelson, and Alexander Girard—Worldwide distribution rights for furniture in all areas except Europe and the Middle East. For those areas, please contact Vitra.

Isamu Noguchi—Worldwide distribution rights for the Noguchi Rudder Table. Distribution rights for the Noguchi Table in North America and Central America only. For all other areas, please contact Vitra.

Magis—Exclusive distribution rights in the US and Canada. For all other areas, please contact Magis.

© **HermanMiller**, 3D Intelligent, 8Z Pellicle, AO, Action Office, Aeron, Aside, Bubble Lamps, Canvas Office Landscape, Caper, Celle, Cosm, Co/Struc, Daisyone, Distil, Eames, Eco-Dematerialized, Embody, Envelop, Ethospace, Exclave, Fine-Tune, FlexFront, Flo, Formcoat, Formwork, Ground Cloth, Intent, Kinemat, Layout Studio, Lino, Live Unframed, Living Office, Maharam, Meridian, Mirra, Motia, Nelson, Pari, Pellicle, Perspectives, Plex, PostureFit, PostureFit SL, Public Office Landscape, Sayl, Setu, Striad, Tu, Ubi, Verus, Wishbone, Y-Tower and Zeph are among the registered trademarks of Herman Miller, Inc., and its owned subsidiaries.

™ About Face, AireWeave, Airia, Ambit, Asari Chair by HermanMiller, Backfit, Bublelactack, Burdick Group, Butterfly Back, Canvas Vista, Cellular Suspension, Commend, Compass, Connect, DOT, Duracare, Durawrap, EnhancedAccess, Everywhere, Flex-Edge, Flute, Harmonic, Headway, Herman Miller Select, Hopsak 2, Iota, Keyless Entry, Latitude, Logic Mini, Logic Power Access Solutions, Lyris, Lyris 2, Made-to-Measure Storage, Mora, Multiscrim, Nevi, OE1, OE1 Workspace Collection, Overlay, Pixelated Support, Pronta, Renew, Sense, Soft Pad, Stackable, Stackable Storage, Swoop, Thrive, Tone, TriFlex, Twist and Wireframe are among the trademarks of Herman Miller, Inc., and its owned subsidiaries.

SM Herman Miller Options is among the service marks of Herman Miller, Inc.

AAP™ is a trademark of Extron Electronics.

Alexander Girard® is a registered trademark of The Alexander Girard Estate.

Chemsurf® is a registered trademark of Wilsonart International.

Corian® is a registered trademark of E. I. du Pont de Nemours and Company Corporation.

Crypton® is a registered trademark of Crypton, Inc.

DACRON® is a registered trademark of INVISTA S.a r.l.

Danzer® is a registered trademark of Danzer Holding AG.

Decora® is a registered trademark of Leviton Manufacturing Co., Inc.

Edelman® Leather is a registered trademark of Edelman Leather, Inc.

Extron® is a registered trademark of RGB Systems, Inc.

FENIX NTM® is a registered trademark of Arpa Industriale S.p.A.

FLEXNET™ is a trademark of Milliken & Company.

Floor Saver Glide® is a registered trademark of Carpin Manufacturing, Inc.

Forest Stewardship Council® is a registered trademark of the Forest Stewardship Council A.C. (FSC). We are FSC® certified (FSC® C102895).

FSC® is a registered trademark of the Forest Stewardship Council A.C. (FSC).

Geiger® is a registered trademark, and Bumper™, Saiba™, and Ward Bennett™ are trademarks, of Geiger International.

Hang-It-All® is a registered trademark of Lucia Eames Demetrios, d.b.a. Eames Office.

Holophane® is a registered trademark of Holophane.

Ingeo™ is a trademark of Cargill Dow LLC.

iPad® and Mac mini® are registered trademarks of Apple Inc.

Leviton® is a registered trademark of Leviton Manufacturing Co., Inc.

LifeSize® is a registered trademark of LifeSize Communications, Inc.

Logitech G® is a registered trademark of Logitech International S.A.

Magis®, Bombo®, and Me Too® are registered trademarks of Magis S.p.A.

MicrobeCare™ is a trademark of Parasol Medical LLC.

Microsoft® and Natural® Keyboard are registered trademarks of Microsoft Corporation.

Noguchi® and the Noguchi table configuration (trade dress) are registered trademarks, and Rudder Table™ is a trademark, of The Isamu Noguchi Foundation and Garden Museum.

Place Textiles® is a registered trademark of Place Textiles.

Sunbrella® is a registered trademark of Glen Raven, Inc.

SuperSeat™ is a trademark of Dahti Seating, a division of ITW.

Valor™ is among the trademarks owned by Nemschoff, Inc.