



## **LCFF Budget Overview for Parents**

Local Educational Agency (LEA) Name: Castle Rock Union Elementary School District

CDS Code: 45699226050165

School Year: 2022-23

LEA contact information:

Len Foreman

Superintendent/Principal

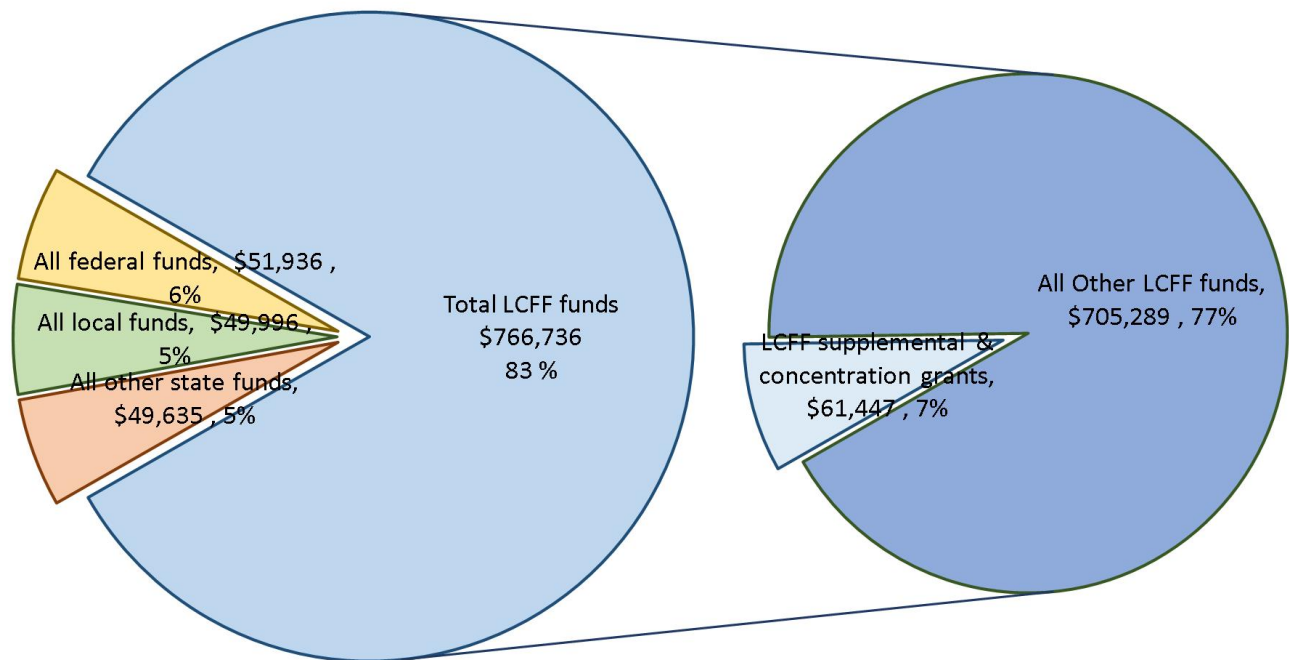
[lforeman@castlerockschool.net](mailto:lforeman@castlerockschool.net)

(530) 235-0101

School districts receive funding from different sources: state funds under the Local Control Funding Formula (LCFF), other state funds, local funds, and federal funds. LCFF funds include a base level of funding for all LEAs and extra funding - called "supplemental and concentration" grants - to LEAs based on the enrollment of high needs students (foster youth, English learners, and low-income students).

## **Budget Overview for the 2022-23 School Year**

## Projected Revenue by Fund Source

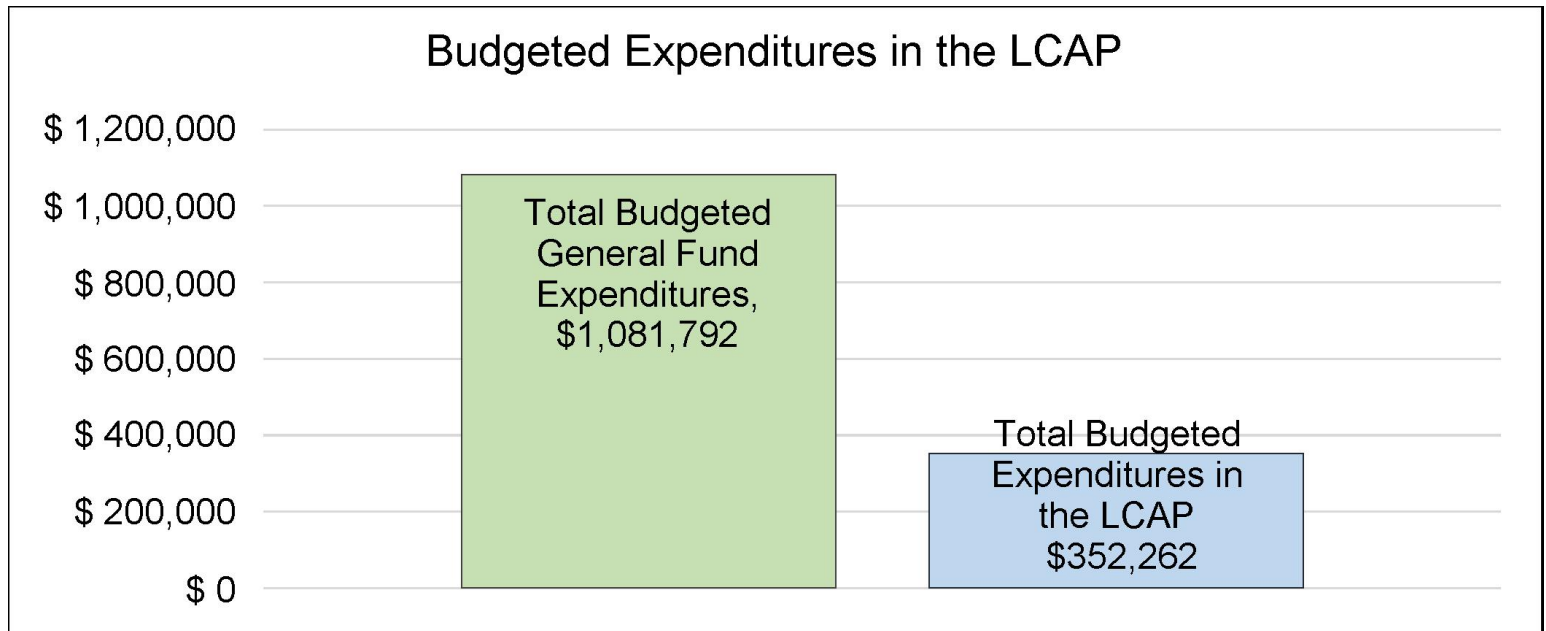


This chart shows the total general purpose revenue Castle Rock Union Elementary School District expects to receive in the coming year from all sources.

The text description for the above chart is as follows: The total revenue projected for Castle Rock Union Elementary School District is \$918,303, of which \$766,736 is Local Control Funding Formula (LCFF), \$49,635 is other state funds, \$49,996 is local funds, and \$51,936 is federal funds. Of the \$766,736 in LCFF Funds, \$61,447 is generated based on the enrollment of high needs students (foster youth, English learner, and low-income students).

## LCFF Budget Overview for Parents

The LCFF gives school districts more flexibility in deciding how to use state funds. In exchange, school districts must work with parents, educators, students, and the community to develop a Local Control and Accountability Plan (LCAP) that shows how they will use these funds to serve students.



This chart provides a quick summary of how much Castle Rock Union Elementary School District plans to spend for 2022-23. It shows how much of the total is tied to planned actions and services in the LCAP.

The text description of the above chart is as follows: Castle Rock Union Elementary School District plans to spend \$1,081,792 for the 2022-23 school year. Of that amount, \$352,262 is tied to actions/services in the LCAP and \$729,530 is not included in the LCAP. The budgeted expenditures that are not included in the LCAP will be used for the following:

The budgeted expenditures not included in the LCAP are the services scheduled for students that have active IEP's, instructional materials, school administrative services, transportation costs such as fuel and tires, school operations such as power, water and other costs associated with maintaining the facilities and grounds. Part of the funds are being used to support the cafeteria and the Preschool and pay the loan for the new bus.

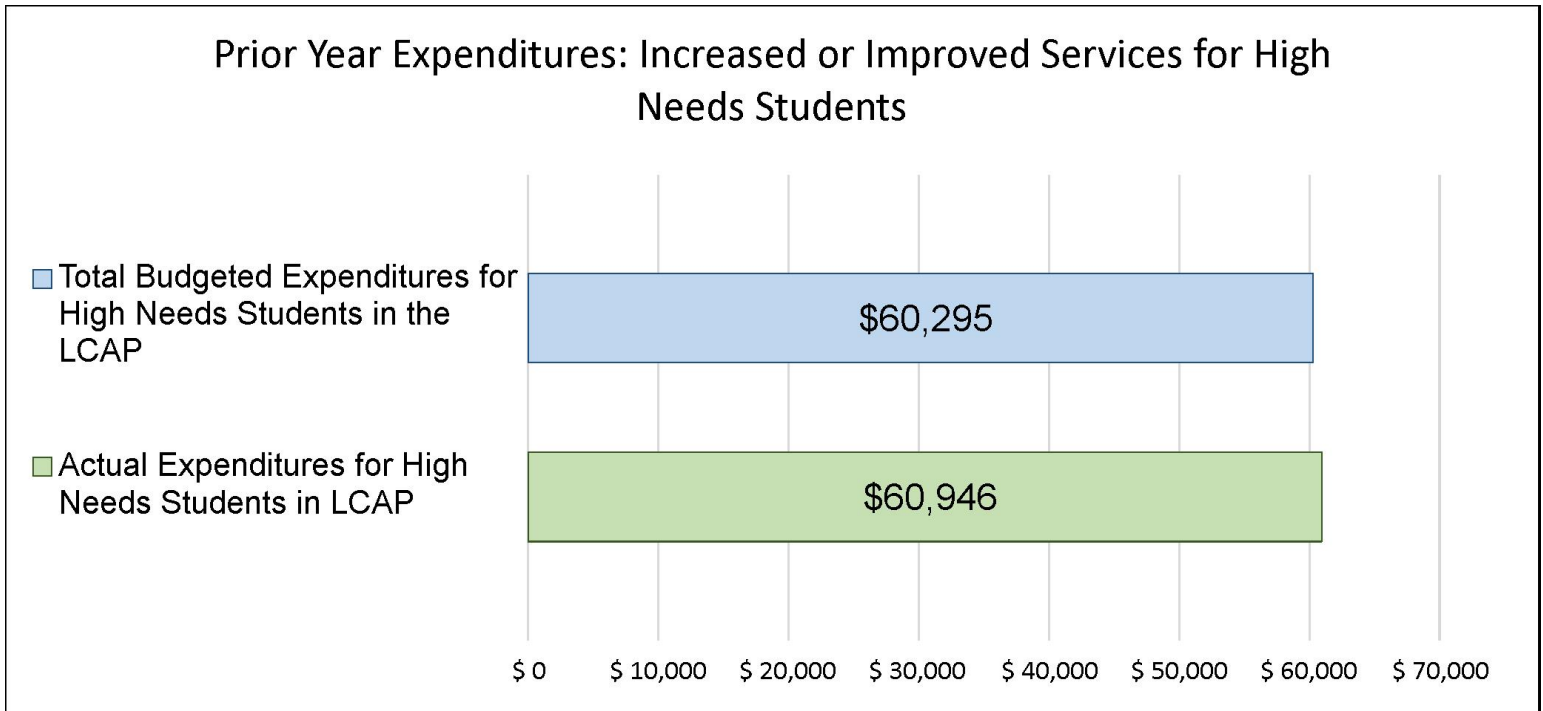
## Increased or Improved Services for High Needs Students in the LCAP for the 2022-23 School Year

In 2022-23, Castle Rock Union Elementary School District is projecting it will receive \$61,447 based on the enrollment of foster youth, English learner, and low-income students. Castle Rock Union Elementary School District must describe how it intends to increase or improve services for high needs students in the LCAP. Castle Rock Union Elementary School District plans to spend \$141,607 towards meeting this requirement, as described in the LCAP.



# LCFF Budget Overview for Parents

## Update on Increased or Improved Services for High Needs Students in 2021-22



This chart compares what Castle Rock Union Elementary School District budgeted last year in the LCAP for actions and services that contribute to increasing or improving services for high needs students with what Castle Rock Union Elementary School District estimates it has spent on actions and services that contribute to increasing or improving services for high needs students in the current year.

The text description of the above chart is as follows: In 2021-22, Castle Rock Union Elementary School District's LCAP budgeted \$60,295 for planned actions to increase or improve services for high needs students. Castle Rock Union Elementary School District actually spent \$60,946 for actions to increase or improve services for high needs students in 2021-22.

The difference between the budgeted and actual expenditures of \$651 had the following impact on Castle Rock Union Elementary School District's ability to increase or improve services for high needs students:

Not a significant difference.



## Supplement to the Annual Update to the 2021–22 Local Control and Accountability Plan

Local Educational Agency (LEA) Name	Contact Name and Title	Email and Phone
Castle Rock Union Elementary School District	Len Foreman	lforeman@castlerockschool.net

Local Educational Agency (LEA) Name	Contact Name and Title	Email and Phone
	Superintendent/Principal	530-235-0101

California’s 2021–22 Budget Act, the federal American Rescue Plan Act of 2021, and other state and federal relief acts have provided local educational agencies (LEAs) with a significant increase in funding to support students, teachers, staff, and their communities in recovering from the COVID-19 pandemic and to address the impacts of distance learning on students. The following is a one-time mid-year report to the local governing board or body and educational partners related to engagement on, and implementation of, these Acts.

A description of how and when the LEA engaged, or plans to engage, its educational partners on the use of funds provided through the Budget Act of 2021 that were not included in the 2020–21 Local Control and Accountability Plan (LCAP).

We met with parent advisory groups monthly(9-14-2021, 10-28-2021, 11-30-2021, 12-17-2021, 1-25-2022, 2-22-2022, 3-15-2022, 4-26-2022, 5-9-2022). We did four parent surveys. We did three staff surveys. We engaged our partners in person, with paper surveys and with digital surveys.

A description of how the LEA used, or plans to use, the additional concentration grant add-on funding it received to increase the number of staff who provide direct services to students on school campuses with an enrollment of students who are low-income, English learners, and/or foster youth that is greater than 55 percent.

The District has hired additional instructional aides that assist students with language arts and mathematics. The District has increased FTE by 1.5 and has focused additional tutoring to address learning loss.

A description of how and when the LEA engaged its educational partners on the use of one-time federal funds received that are intended to support recovery from the COVID-19 pandemic and the impacts of distance learning on pupils.

District has utilized an additional source for academic support in a program provider call Outschool. This program offers interactive sessions in science, language and art. The district has also looked to Siskiyou County for additional science education sources which incorporates outdoor and hands on science opportunities with our Twig curriculum. To ensure that students have access to internet at home, the District has continued to provide hotspots through an agreement with Verizon. All of the activities proposed in the LCAP, the ESSER III plan, and the Educator Effectiveness Plan have been open to public comment, staff involvement and presented to the Board for approval.

A description of how the LEA is implementing the federal American Rescue Plan Act and federal Elementary and Secondary School Emergency Relief expenditure plan, and the successes and challenges experienced during implementation.

The District has increased instructional aides as part of the implementation of the federal American Rescue Plan(ARP) and Federal Elementary and Secondary School Emergency Relief (ESSER) but filling positions is difficult and has been impacted by the pandemic. District has taken the necessary measures to ensure a safe environment and has complied with the California CDC guidelines. District is experiencing reduced ADA and continued illness even though majority of staff and a portion of the students are vaccinated. The additional funds have made it possible for the District to coordinate for some outdoor Science activities that encourage students to attend school and help them reengage in learning in person and from home when necessary. The District has been able to purchase air purifiers as well as the necessary cleaning supplies and PPE to assist with keeping the school environment free/reduced of the spread of the COVID-19 virus. After distance learning, the students that had roadblocks to have an effective internet connection have been provided hot-spots so that there is a reliable internet connection. The funding received has assisted the District in providing this service so that students have access to learning resources. Another important aspect of this funding has been to allow the District to purchase additional interactive academic programs that utilizes a virtual classroom and provides the students the ability to experience/learn languages, art and science.

A description of how the LEA is using its fiscal resources received for the 2021–22 school year in a manner that is consistent with the applicable plans and is aligned with the LEA’s 2021–22 LCAP and Annual Update.

#### Safe Return to In-Person Instruction Plan

The District maintains the health and safety school by adopting the California CDC policies outlined for schools. These practices align with LCAP goal of maintaining school property. All actions taken are to ensure that students are able to learn in a clean and virus-free environment

#### Continuity of Services Plan

This plan concentrates on addressing students' academic needs, social, emotional, mental health and other needs. The District has invested in additional school resources such as online teaching resource for languages, science and art. The District initiated in current year and continuing years counseling available to any student that has been identified or requests this services. The District focuses on doing activities geared to outdoor learning so that students' experience multiple types of learning opportunities. The District also tries to utilize community



volunteers for sports, and other activities. The District also has the ability to revert back to distance learning depending on increase in cases and has the infrastructure in place to ensure students do not fall behind academically.

### ESSER III Expenditure Plan

The ESSER III Expenditure plan supports the activities/goals outlined in the 2021-22 LCAP by supporting additional instructional aides, afterschool tutoring and additional academic resources with interactive classroom for languages, science and art.

## Instructions for the Supplement to the Annual Update for the 2021–22 Local Control and Accountability Plan Year

*For additional questions or technical assistance related to the completion of the Supplement to the Annual Update to the 2021–22 Local Control and Accountability Plan (LCAP), please contact the local county office of education (COE), or the California Department of Education’s (CDE’s) Local Agency Systems Support Office, by phone at 916-319-0809 or by email at [lcff@cde.ca.gov](mailto:lcff@cde.ca.gov).*

## Introduction

California’s 2021–22 Budget Act, the federal American Rescue Plan Act of 2021, and other state and federal relief acts have provided local educational agencies (LEAs) with a significant increase in funding to support students, teachers, staff, and their communities in recovering from the COVID-19 pandemic and to address the impacts of distance learning on students. Section 124(e) of Assembly Bill 130 requires LEAs to present an update on the Annual Update to the 2021–22 LCAP and Budget Overview for Parents on or before February 28, 2022, at a regularly scheduled meeting of the governing board or body of the LEA. At this meeting, the LEA must include all of the following:

- The Supplement to the Annual Update for the 2021–22 LCAP (2021–22 Supplement);
- All available mid-year outcome data related to metrics identified in the 2021–22 LCAP; and
- Mid-year expenditure and implementation data on all actions identified in the 2021–22 LCAP.

When reporting available mid-year outcome, expenditure, and implementation data, LEAs have flexibility to provide this information as best suits the local context, provided that it is succinct and contains a level of detail that is meaningful and accessible for the LEA’s educational partners.

The 2021–22 Supplement is considered part of the 2022–23 LCAP for the purposes of adoption, review, and approval, and must be included with the LCAP as follows:

- The 2022–23 Budget Overview for Parents
- The 2021–22 Supplement
- The 2022–23 LCAP
- The Action Tables for the 2022–23 LCAP
- The Instructions for the LCAP Template

As such, the 2021–22 Supplement will be submitted for review and approval as part of the LEA’s 2022–23 LCAP.

## Instructions

Respond to the following prompts, as required. In responding to these prompts, LEAs must, to the greatest extent practicable, provide succinct responses that contain a level of detail that will be meaningful and accessible for the LEA’s educational partners and the broader public and must, to the greatest extent practicable, use language that is understandable and accessible to parents.

In responding to these prompts, the LEA has flexibility to reference information provided in other planning documents. An LEA that chooses to reference information provided in other planning documents must identify the plan(s) being referenced, where the plan(s) are located (such as a link to a web page), and where in the plan the information being referenced may be found.

**Prompt 1:** *“A description of how and when the LEA engaged, or plans to engage, its educational partners on the use of funds provided through the Budget Act of 2021 that were not included in the 2020–21 Local Control and Accountability Plan (LCAP).”*

In general, LEAs have flexibility in deciding what funds are included in the LCAP and to what extent those funds are included. If the LEA received funding through the Budget Act of 2021 that it would have typically included within its LCAP, identify the funds provided in the Budget Act of 2021 that were not included in the LCAP and provide a description of how the LEA has engaged its educational partners on the use of funds. If an LEA included the applicable funds in its adopted 2021–22 LCAP, provide this explanation.

**Prompt 2:** *“A description of how LEA used, or plans to use, the concentration grant add-on funding it received to increase the number of staff who provide direct services to students on school campuses with an enrollment of students who are low-income, English learners, and/or foster youth that is greater than 55 percent.”*

If LEA does not receive a concentration grant or the concentration grant add-on, provide this explanation.

Describe how the LEA is using, or plans to use, the concentration grant add-on funds received consistent with California *Education Code* Section 42238.02, as amended, to increase the number of certificated staff, classified staff, or both, including custodial staff, who provide direct services to students on school campuses with greater than 55 percent unduplicated pupil enrollment, as compared to schools with an enrollment of unduplicated students that is equal to or less than 55 percent.

In the event that the additional concentration grant add-on is not sufficient to increase the number of staff providing direct services to students

at a school with an enrollment of unduplicated students that is greater than 55 percent, describe how the LEA is using the funds to retain staff providing direct services to students at a school with an enrollment of unduplicated students that is greater than 55 percent.

**Prompt 3:** “A description of how and when the LEA engaged its educational partners on the use of one-time federal funds received that are intended to support recovery from the COVID-19 pandemic and the impacts of distance learning on pupils.”

If the LEA did not receive one-time federal funding to support recovery from the COVID-19 pandemic and the impacts of distance learning on students, provide this explanation.

Describe how and when the LEA engaged its educational partners on the use of one-time federal funds it received that are intended to support recovery from the COVID-19 pandemic and the impacts of distance learning on students. See the COVID-19 Relief Funding Summary Sheet web page (<https://www.cde.ca.gov/fg/cr/relieffunds.asp>) for a listing of COVID-19 relief funding and the Federal Stimulus Funding web page (<https://www.cde.ca.gov/fg/cr/>) for additional information on these funds. The LEA is not required to describe engagement that has taken place related to state funds.

**Prompt 4:** “A description of how the LEA is implementing the federal American Rescue Plan Act and federal Elementary and Secondary School Emergency Relief expenditure plan, and the successes and challenges experienced during implementation.”

If an LEA does not receive ESSER III funding, provide this explanation.

Describe the LEA’s implementation of its efforts to maintain the health and safety of students, educators, and other staff and ensure the continuity of services, as required by the federal American Rescue Plan Act of 2021, and its implementation of the federal Elementary and Secondary School Emergency Relief (ESSER) expenditure plan to date, including successes and challenges.

**Prompt 5:** “A description of how the LEA is using its fiscal resources received for the 2021–22 school year in a manner that is consistent with the applicable plans and is aligned with the LEA’s 2021–22 LCAP and Annual Update.”

Summarize how the LEA is using its fiscal resources received for the 2021–22 school year to implement the requirements of applicable plans in a manner that is aligned with the LEA’s 2021–22 LCAP. For purposes of responding to this prompt, “applicable plans” include the Safe Return to In-Person Instruction and Continuity of Services Plan and the ESSER III Expenditure Plan.

California Department of Education  
November 2021



## **Local Control Accountability Plan**

**The instructions for completing the Local Control and Accountability Plan (LCAP) follow the template.**

Local Educational Agency (LEA) Name	Contact Name and Title	Email and Phone
Castle Rock Union Elementary School District	Len Foreman Superintendent/Principal	lforeman@castlerockschool.net (530) 235-0101

## Plan Summary [2022-23]

### General Information

A description of the LEA, its schools, and its students in grades transitional kindergarten–12, as applicable to the LEA.

Castle Rock School is a K-8 school that serves families from rural communities between Lakehead and Mount Shasta. We bus most of our students to our campus and provide breakfast, lunch and after school care. Our students and families are part of a family centered environment that provides an enriched learning experience including art, music, outdoor education and project based learning. Our student population is over 70% poverty; however, our families are engaged in their children's education and are fully supportive of Castle Rock School. Welcome to Castle Rock Elementary School, our little gem in the heart of California's far northern region, serving students and the community since the 1887-88 school year. As a board-designated California Heritage School (established prior to 1900 and operated continuously to the year 2021 and beyond), our staff and community are committed to providing the highest quality educational programs and experiences for our students. All of our teachers are fully credentialed and several have master's degrees. The high quality of their professionalism is evident each day in their classrooms and in the culture and climate of our school. Our program begins with a state-funded preschool. The preschool program provides the critical first steps our students' need for success. For more information, we encourage you to visit the preschool link on our website at [www.castlerockschool.net](http://www.castlerockschool.net). A full-day California State Standards-based K-1 classroom is the next step in our educational program. Our K-8 students enjoy small, student-centered classrooms. Our school was originally built in 1955 and has been continually modernized to meet the growing needs of our students. Students study a rigorous, comprehensive, standards-based curriculum, which is supplemented with many special programs. These programs include art, athletics, electives, music, an after-school program, school-community garden, bicycling and outdoor education. It is Castle Rock School's belief that all students can learn, and that families and public education are the foundation for our nation's future. We maintain the highest expectations for both staff and students, who readily meet the challenges facing education today. We believe by listening to our community, building a team, maintaining a positive attitude and working diligently with a purpose, we can achieve our desired result of producing successful and well-rounded students who have been exceptionally well prepared for high school and beyond. At Castle Rock School, students come first.

## Reflections: Successes

A description of successes and/or progress based on a review of the California School Dashboard (Dashboard) and local data.

Castle Rock School was able to increase access to technology for all students. Castle Rock School successfully increased outdoor education and enrichment opportunities to all students.

## Reflections: Identified Need

A description of any areas that need significant improvement based on a review of Dashboard and local data, including any areas of low performance and significant performance gaps among student groups on Dashboard indicators, and any steps taken to address those areas.

During the 2020-2021 school year we continued to address technological challenges. With COVID restrictions and our small classrooms we needed to spend much of the 2020/2021 school year in distance learning mode. To do this successfully we continued to ensure students access to technology. All students had chrome books, headphones and access to hot spots as needed to help with internet connectivity. Castle Rock is a small rural school that is often the only access point students and families have to technology and internet. While we have worked to address these needs in past school year we had to use funds to immediately solve these issues to ensure all students had access to learning. Familiarizing our students and families with technological standards and access became an immediate goal which we resolved so that all students in grades K-8 could access three zooms a day and use tools such as Google classroom. . We will continue to allocate our funds to access and training and technology such as chrome book and software purchases and to help facilitate family access. The year of school during the pandemic made it clear that times are changing. As an educational facility we need to have fast access to technological resources such as online and distance learning. We need to offer enrichments and activities that will be available to all students even if in person school is closed.

One of our greatest areas of need is access to mental health services. The isolation of the pandemic exacerbated mental health issues for many of our students. We need to find a way to address these needs next school year.

Our students need more opportunities for hands on learning and we will focus on how we can include academics in outdoor education experiences next year.

## LCAP Highlights

A brief overview of the LCAP, including any key features that should be emphasized.

Going into the 2021/2022 school year we will use funds to address students needs with a focus on 1. Mental health resources 2. Academics embedded in outdoor education 3. Access to technology for every student 4. Enrichments and academic supports.

# Comprehensive Support and Improvement

An LEA with a school or schools eligible for comprehensive support and improvement must respond to the following prompts.

## ***Schools Identified***

A list of the schools in the LEA that are eligible for comprehensive support and improvement.

NA

## ***Support for Identified Schools***

A description of how the LEA has or will support its eligible schools in developing comprehensive support and improvement plans.

NA

## ***Monitoring and Evaluating Effectiveness***

A description of how the LEA will monitor and evaluate the plan to support student and school improvement.

NA

# Engaging Educational Partners

A summary of the process used to engage educational partners and how this engagement was considered before finalizing the LCAP.

We meet with our site council and parent advisors at least on a monthly basis, remotely if necessary. We use surveys and parent meetings and encourage our student body to participate in planning and implementing events.. We partner with various members of the extended school community.

A summary of the feedback provided by specific educational partners.

Parents, school staff, board members and community members want to continue with outdoor education and electives now that we will be in person again. They like the addition of outschool to our distance learning program. They want more field trips now that we are able to meet in person. Families enjoy school events such as fall festival. 70 percent of families who returned their survey feel the work load is just right while 23 percent say it is too difficult and 7 percent say it could be more rigorous. Families and students want sports to remain and possibly expand. Our families want to include golf and the ski and board program next year. Our families want us to include camps, mountain bikes and martial arts in our planning for sports, outdoor education and after school enrichments. Our families want mental health services available at school. They are interested in photography, art, music and coding.

A description of the aspects of the LCAP that were influenced by specific input from educational partners.

All aspects like continued outdoor education and access to Outschool resources were informed and influenced by stakeholder input.



# Goals and Actions

## Goal

Goal #	Description
1	To prepare students academically for secondary education by providing technology and access to rich and engaging online instruction and tools.

An explanation of why the LEA has developed this goal.

Stakeholder input and obvious need influenced this goal.

## Measuring and Reporting Results

Metric	Baseline	Year 1 Outcome	Year 2 Outcome	Year 3 Outcome	Desired Outcome for 2023–24
Pupils in the school have sufficient access to standards aligned instructional materials	Local data has 100% of students with access to standards-aligned materials in the classroom and access to online content and instruction. 60% of students currently using all online resources.	100% students accessed standards-aligned materials and 100%of students used online resources.			Maintain 100% of students with access to standards-aligned materials in the classroom and access to online content and instruction. Increase to 70% of students using all online resources.
Statewide assessments	Calpads and local data show 99% of eligible students participating in statewide assessments.	100% of eligible students participated in statewide testing.			Maintain 99% of eligible students participating in statewide assessments.
Family engagement	Families will access board meetings, surveys, site council	100% of families were able to access board meetings, surveys,			100% of district communication to families will be made

Metric	Baseline	Year 1 Outcome	Year 2 Outcome	Year 3 Outcome	Desired Outcome for 2023–24
	meetings and family education using provided technology and online tools in order to improve communication and rates of parent participation as measured by local data and surveys.	site council meetings and family education using provided technology and online tools and in person.			accessible for in person, online, and print.

## Actions

Action #	Title	Description	Total Funds	Contributing
1.1	Maintain Tech and online access	<p>To ensure the implementation and access of state standards and broad course of study for all students:</p> <p>A. Maintain tablets, chrome books and/or laptops for grades K-8</p> <p>B. Maintain and or increase service learning opportunities for K-8 students.</p> <p>C. Maintain internet access for students and families.</p>	\$6,000.00	No
1.2	Tech expertise	D. Maintain and expand technology advisor stipend	\$12,000.00	Yes

Action #	Title	Description	Total Funds	Contributing
1.3	Increase Student Achievement	<p>To increase pupil achievement:</p> <p>E. Maintain SCOE technology services agreement</p> <p>F. Maintain teacher understanding and use of appropriate technology and standards based instruction by maintaining professional development.</p> <p>G. Castle Rock provides EL students programs and services both online and in person to enable the students access to the CCSS and ELD standards for purposes of gaining academic content knowledge and English language proficiency when we have EL students.</p> <p>H. Maintain school facilities.</p> <p>I. Administrator will monitor teachers for being highly qualified and appropriately assigned as part of regular duties.</p> <p>J. Provide a broad course of study through the use of technology and online services as well as electives.</p> <p>K. Resource teacher to administer DIBELS and document student progress, work with RTI students and other struggling readers including unduplicated pupils and students with exceptional.</p> <p>L. Include trauma informed teaching professional development to all staff.</p> <p>M. Provide staff with the tools to identify students at risk, refer students and families to mental health resources and training to create and maintain a positive school environment.</p>	\$139,105.00	No

Action #	Title	Description	Total Funds	Contributing
1.4	Implement trauma informed teaching	Staff will participate in professional development for trauma informed teaching	\$900.00	Yes
1.5	Outdoor education, movement based education, science	Castle Rock will use outdoor education, sports, hands on science and movement embedded with grade level academics to increase student engagement and recall. We will adopt and align our new science curriculum with these activities.	\$8,000.00	Yes
1.6	Trauma Informed Practices and Universal Design	Staff will participate Outdoor Education Practices Professional Development	\$5,000.00	Yes
1.7	Ongoing assessment and flexible grouping	<p>We will implement three Language Arts and math benchmark assessments to more specifically target student needs.</p> <p>We will meet twice a month to collaborate how we can better serve students.</p> <p>We will implement flexible groupings that will provide increased individualized academic support.</p> <p>We will use SIPP's data to modify instruction</p>	\$125.00	Yes
1.8	Provide students with additional academic enrichment	Maintain OutSchool agreement so students have access to online enrichment and support. Provides students with additional opportunities and encourages further engagement by the student in their academic success.	\$12,291.00	Yes

Action #	Title	Description	Total Funds	Contributing
1.9	Maintain hot spot rentals for students	Maintain hot spot rentals so that students will have connectivity to additional on-line instructional materials	\$2,460.00	Yes
1.10	Increase K-1 Student Achievement	Kindergarten /1st grade reading concentration aide for Reading readiness and foundational skills.	\$6,487.00	Yes
1.11	Provide additional support for Mathematics	Provide instructional aides during math teaching time to augment multi-grade instruction	\$6,487.00	Yes
1.12	Additional Professional Development	Provide the opportunity for staff to sign up for training for educational credits	\$125.00	No

## Goal Analysis [2021-22]

An analysis of how this goal was carried out in the previous year.

A description of any substantive differences in planned actions and actual implementation of these actions.

To prepare students academically for secondary education by providing technology and access to rich and engaging online instruction and tools. We used 1:1 chrome books, chrome cast and online classes. Students were able to supplement access to additional course work online. Students had access to ipads, 3d printing and coding classes. Teachers used technology to explore other standards and embedded it in their assignments.

An explanation of material differences between Budgeted Expenditures and Estimated Actual Expenditures and/or Planned Percentages of Improved Services and Estimated Actual Percentages of Improved Services.

The District was able to meet or exceed the budgeted expenditures for most of the action items listed. The Trauma Informed training was not completed during the current year. The staff has had this training in prior years but due to the absences associated with the pandemic this training was not accomplished. OutSchool was estimated at \$18,000 but the cost was less due to the fact that the District was able to provide another service through the program.

An explanation of how effective the specific actions were in making progress toward the goal.

All K-8 students can use and access school email. Students effectively used technology on a daily basis throughout the school year.

A description of any changes made to the planned goal, metrics, desired outcomes, or actions for the coming year that resulted from reflections on prior practice.

In the coming year we are going to shift our use of Outschool online curriculum and use it as an enrichment in our after school program instead of in the classrooms.

**A report of the Total Estimated Actual Expenditures for last year's actions may be found in the Annual Update Table. A report of the Estimated Actual Percentages of Improved Services for last year's actions may be found in the Contributing Actions Annual Update Table.**

# Goals and Actions

## Goal

Goal #	Description
2	Provide mental health access by hiring a weekly counselor

An explanation of why the LEA has developed this goal.

The pandemic has highlighted the need for onsite mental health services and staff training. Parents, staff , community members and students report in surveys and anecdotally that mental health services are a high priority.

## Measuring and Reporting Results

Metric	Baseline	Year 1 Outcome	Year 2 Outcome	Year 3 Outcome	Desired Outcome for 2023–24
Addresses other pupil outcomes	Local data from surveys of students, parents, and staff indicate a need for mental health services on campus.	Our mental health needs increased this year despite having a weekly counselor.			100% of students will participate in annual survey
Pupil suspension rates(engagement)	Aeries/calpads/local data shows zero suspensions	We have zero suspensions.			Maintain a suspension rate of 0%
Priority 6 Pupil expulsion rates(engagement)	Aeries/calpads/local data show zero expulsions	We have zero expulsions.			Maintain an expulsion rate of 0%
Middle School drop out rate	Aeries/calpads/local data show zero drop outs	Aeries/calpads/local data show zero drop outs			Maintain a middle school dropout rate of 0%
Priority 5: chronic absenteeism rate	Aeries/calpads/local data show a drop in chronic absenteeism to 12.2% in 2019	Aeries/calpads/local data show a drop in chronic absenteeism to 12.2% in 2019			Continue to decrease chronic absenteeism by 5%

Metric	Baseline	Year 1 Outcome	Year 2 Outcome	Year 3 Outcome	Desired Outcome for 2023–24
Community sense of safety and connectedness	parent surveys/staff surveys/student surveys indicate that 90% of school community feel safe	Parent surveys and student surveys indicate 93% of school community feels safe while at school.			Increase to 95% of school community feeling safe
Overall Attendance Rate	Overall attendance rate of 95%	Overall attendance rate of 95%			Maintain an overall attendance rate of 95%

## Actions

Action #	Title	Description	Total Funds	Contributing
2.1	Provide Emotional and Social Support	<ul style="list-style-type: none"> <li>A. Hire a counselor to meet with students 1:1 and in small groups</li> <li>B. Provide mental health resources to families, focusing on families of socioeconomically disadvantaged, foster youth, English Language learners, and students with exceptional needs.</li> <li>C. Train staff on emergency response to crisis and referral process</li> <li>D. Train staff to identify students at risk</li> <li>E. Provide SEL Trainings every year</li> </ul>	\$7,700.00	Yes
2.2				

## Goal Analysis [2021-22]

An analysis of how this goal was carried out in the previous year.

A description of any substantive differences in planned actions and actual implementation of these actions.

We implemented as intended.



An explanation of material differences between Budgeted Expenditures and Estimated Actual Expenditures and/or Planned Percentages of Improved Services and Estimated Actual Percentages of Improved Services.

Counselor was available to visit school on Fridays. Students were free to access counselor at that time. Cost estimated at the time of budgeting was \$10,000. At the time, all of the cost was budgeted using Supplemental and Concentration funds. With the receipt of the ESSER/ARP funds, the District determined that \$1000.00 would be from supplemental and concentration and the balance funding by Expanded Learning Opportunity Grant. The District is planning on continuing counseling 2022-23 and a portion will be funded by supplemental and concentration and the balance will be funded by Expanded Learning Opportunities.

An explanation of how effective the specific actions were in making progress toward the goal.

Due to increased mental health needs it is difficult to be certain that goals were met as intended but measurable data indicates that more students feel safe on campus.

A description of any changes made to the planned goal, metrics, desired outcomes, or actions for the coming year that resulted from reflections on prior practice.

No changes.

**A report of the Total Estimated Actual Expenditures for last year's actions may be found in the Annual Update Table. A report of the Estimated Actual Percentages of Improved Services for last year's actions may be found in the Contributing Actions Annual Update Table.**

# Goals and Actions

## Goal

Goal #	Description
3	Outdoor Education with embedded academics using the TWIG curriculum. We noticed our SED had a more difficult time accessing enrichment that connected them to academic coursework. This goal directly addresses that need to help SED students have a real world framework to connect academic learning to.

An explanation of why the LEA has developed this goal.

We live in a unique area where we are able to use our environment to target academic needs with high interest science and outdoor opportunities. Our students need to connect to academics and using outdoor education we will be able to provide memorable hands on learning experiences for them and to help connect them to academic content.

## Measuring and Reporting Results

Metric	Baseline	Year 1 Outcome	Year 2 Outcome	Year 3 Outcome	Desired Outcome for 2023–24
Course Access and Conditions of Learning(Students have access to and are engaged in a broad course of study)	100% of students 5 days a week	100% of students 5 days a week			Maintain 100% of students 5 days a week
Priority 8: Other pupil Outcomes	100% of students participating in outdoor education with science embedded. 100%	100% of students participating in outdoor education with science embedded. 100%			Maintain 100% of students 5 days a week
Increased/Improved Services	100% SED and Foster Youth receive additional access to 1:1 or small group with an aide and access to materials	100% SED and Foster Youth receive additional access to 1:1 or small group with an aide and access to materials			Maintain 100% SED and Foster Youth receive additional access to 1:1 or small group with an aide and access to

Metric	Baseline	Year 1 Outcome	Year 2 Outcome	Year 3 Outcome	Desired Outcome for 2023–24
	and technology 5 days a week.	and technology 5 days a week.			materials and technology 5 days a week.

## Actions

Action #	Title	Description	Total Funds	Contributing
3.1	Science Curriculum alignment with outdoor education experiences	We will adopt the TWIG curriculum and align it with grade level outdoor experiences, targeting SED and FY for additional instruction and projects with a 1:1 aide or small group instruction. Curriculum was purchased in 2021-22. Only replacement curriculum or additional supplies will be required in 2022-23 Camp has also been budgeted.	\$6,500.00	Yes

## Goal Analysis [2021-22]

An analysis of how this goal was carried out in the previous year.

A description of any substantive differences in planned actions and actual implementation of these actions.

We followed the plan and met this goal.

An explanation of material differences between Budgeted Expenditures and Estimated Actual Expenditures and/or Planned Percentages of Improved Services and Estimated Actual Percentages of Improved Services.

The material difference between the budgeted expenditures is that the cost of the TWIG curriculum was an estimated cost. In 2022-23, the outside education will continue using the TWIG curriculum. There will not be a need to purchase additional curriculum but supplies will be needed to continue with the experiments and other studies associated with outdoor education. But overall the outdoor and science projects exceeded the budget with the funds from the CSI grant and some of the federal ESSER funds, the classrooms all had aquariums, seeds, and other instructional materials that helped the students study science and nature as it occurs.

An explanation of how effective the specific actions were in making progress toward the goal.

Students continued to thrive with access to embedded science curriculum and outdoor education.

A description of any changes made to the planned goal, metrics, desired outcomes, or actions for the coming year that resulted from reflections on prior practice.

We did not change our plan for this goal.

**A report of the Total Estimated Actual Expenditures for last year's actions may be found in the Annual Update Table. A report of the Estimated Actual Percentages of Improved Services for last year's actions may be found in the Contributing Actions Annual Update Table.**

# Goals and Actions

## Goal

Goal #	Description
4	Enrichments and Academic Supports

An explanation of why the LEA has developed this goal.

We will continue to offer enrichment and support opportunities both online and in person in the form of music, art, technology, coding, robotics, language, tutoring, science, outdoor education, movement and sports.

## Measuring and Reporting Results

Metric	Baseline	Year 1 Outcome	Year 2 Outcome	Year 3 Outcome	Desired Outcome for 2023–24
The implementation of state board adopted academic content and performance standards for all students, including how the programs and services will enable English learners to access the ccss and eld standards for purposes of gaining academic content knowledge and English language proficiency.	100% of teachers have been trained and have access to ongoing professional development for the implementation of academic content and performance standards. We currently have no ELLs enrolled. Local data.	We currently have no ELLs enrolled. Local data. Teachers continue to have access to professional development.			Maintain 100% of teachers trained to implement standards, including those for ELLs students, should the district have any enrolled.
School facilities are maintained in good repair.	Facility inspection of "good". We are currently at the desired outcome.	Facility inspection of "good". We are currently at the desired outcome.			Maintain a FIT score of "good"

Metric	Baseline	Year 1 Outcome	Year 2 Outcome	Year 3 Outcome	Desired Outcome for 2023–24
Teachers in the LEA are appropriately assigned and fully credentialed in the subject area and for the pupils they are serving.	CALSAAS and local indicators show we are at 100% of this goal.	CALSAAS and local indicators show we are at 100% of this goal.			Maintain 100% of staff appropriately assigned and fully credentialed
Pupil Achievement	Dashboard Results from 2019 show both LA and Math scores for 35 students tested in the orange	Due to Covid data is limited. Dashboard Results from 2019 show both LA and Math scores for 35 students tested in the orange			Increase student performance in ELA and Math to at least the yellow range on the California School Dashboard
Percentage of EL students who make progress towards proficiency as measured by the ELPAC	The LEA currently has no EL students enrolled	The LEA currently has no EL students enrolled			100% of EL students (if any enrolled) will be making progress towards proficiency
EL Reclassification Rate	We currently have no EL students enrolled to measure reclassification rate	We currently have no EL students enrolled to measure reclassification rate			We currently have no EL students enrolled to measure reclassification rate
Increased/Improved Services	100 percent of our SED and FY receive 1:1 or small group access to enrichment and tutoring 5 times a week.	100 percent of our SED and FY receive 1:1 or small group access to enrichment and tutoring 5 times a week.			Maintain 100 percent of our SED and FY receive 1:1 or small group access to enrichment and tutoring 5 times a week.

## Actions

Action #	Title	Description	Total Funds	Contributing
4.1	Enrichments and Academic supports	Castle Rock School will provide access to after school and summer school enrichments and targeted instruction such as tutoring.	\$12,975.00	Yes
4.2	Support staff	Castle Rock school will hire another aide for K-8 and PK - In 2022-23, Castle Rock will maintain those two positions.	\$40,155.00	Yes
4.3	Summer School	Castle Rock will provide summer school in 2021 and 2022 - Summer School was not offered due to staffing issues	\$0.00	
4.4	Increase instructional aides, drivers, and district vehicles	Increases designed to help transport and increase access to supports for student learning in school. District purchasing a smaller vehicle to ensure that students in outlying areas are able to stay for sports and afterschool programs. The District has also purchased software for the buses that communicates the location of the bus and the information is then relayed to the parents.	\$29,360.00	Yes
4.5	District will maintain a responsive transportation program.	The District will continue to provide transportation for not only regular home to school but will also provide transportation for afterschool program, sports activities, and field trips. The District has made an effort to provide two new buses - they received a grant for one school bus and have purchased one so that the District will have reliable transportation with the latest safety features for the students. Included in these costs are extra-time and the costs of maintaining the transportation fleet.	\$56,592.00	Yes

## Goal Analysis [2021-22]

An analysis of how this goal was carried out in the previous year.

A description of any substantive differences in planned actions and actual implementation of these actions.

There were no substantive changes.

An explanation of material differences between Budgeted Expenditures and Estimated Actual Expenditures and/or Planned Percentages of Improved Services and Estimated Actual Percentages of Improved Services.

Overall the estimated actuals exceeded the budgeted expenditures. During 2021.22, the additional enrichments and academic supports offered through the afterschool program exceeded the budget. The additional K-8 aide was less than expected due to part of the year there were vacancies. PK position was filled the entire year. The decision not to offer summer school is due to a staffing shortage for the summer. In 2021-22, an additional bus driver was trained so that currently the District has two full time drivers and a sub available to drive students as needed. The district has also invested in communication software that has a bus locator and can communicate to the parents concerning the arrival of their students.

An explanation of how effective the specific actions were in making progress toward the goal.

Summer school was offered in 2021 and targeted goal areas.

A description of any changes made to the planned goal, metrics, desired outcomes, or actions for the coming year that resulted from reflections on prior practice.

Music was offered online in the older grades and in person with a volunteer for the younger grades. We will continue this next year. Summer school will not be offered in 2022 due to staffing shortages and lack of interest.

**A report of the Total Estimated Actual Expenditures for last year's actions may be found in the Annual Update Table. A report of the Estimated Actual Percentages of Improved Services for last year's actions may be found in the Contributing Actions Annual Update Table.**



# Increased or Improved Services for Foster Youth, English Learners, and Low-Income Students [2022-23]

Projected LCFF Supplemental and/or Concentration Grants	Projected Additional LCFF Concentration Grant (15 percent)
61,447	

## Required Percentage to Increase or Improve Services for the LCAP Year

Projected Percentage to Increase or Improve Services for the Coming School Year	LCFF Carryover — Percentage	LCFF Carryover — Dollar	Total Percentage to Increase or Improve Services for the Coming School Year
9.00%	7.16%	\$45,338.01	16.16%

The Budgeted Expenditures for Actions identified as Contributing may be found in the Contributing Actions Table.

## Required Descriptions

For each action being provided to an entire school, or across the entire school district or county office of education (COE), an explanation of (1) how the needs of foster youth, English learners, and low-income students were considered first, and (2) how these actions are effective in meeting the goals for these students.

We noticed SED students had lower attendance rates. Through surveys and meetings with families we found that transportation was often an issue. Even though we offer busing services, SED kids were more likely to miss the bus and have no alternate way to get to school. To help combat this we increased our aides, bus drivers and district vehicles so we could help transport SED students to school.

We noticed that during the pandemic our SED students had difficulty accessing online content to remedy this we built in money to pay for hotspots for these families and to send home technology to help them access academic and enrichment content.

We noticed that our SED students scored lower on tests and had less experience to connect academic content to as they learned than their non-SED counterparts. Through surveys we determined that families reported less hands on experiences to bolster academic connections in science, particularly. To address this we paired our newly adopted science curriculum with outdoor education and hands on learning.

We noticed that we had less family engagement from our SED families. We added additional childcare and online access as well as increased transportation and a parent liaison to help increase the family engagement for our SED families.

To meet the unique needs of our socioeconomically disadvantaged students across the district, we will also be implementing the following actions to increase and improve services:

\*Implement trauma informed and universal design for learning (UDL) teaching practices to meet student social and emotional well-being needs and help our students be available for learning. Additional emotional and social support will be provided by designated school personnel.

\*To help our students engage in school we will be providing students with additional academic enrichment opportunities.

\*To address learning loss needs specific to our socioeconomically disadvantaged students we will be providing support staff in the classrooms to help with flexible groups and intervention. Also summer school will be provided to provide enrichment and academic support.

A description of how services for foster youth, English learners, and low-income students are being increased or improved by the percentage required.

Increased services include 1:1 aides, engagement and enrichment activities, transportation, parent education, technology access. Improved will be students access to technology in the home for online instructional resources to supplement and support classroom instruction. Hands on science curriculum that aligns with outdoor experiences will help the district to meet the unique needs of our foster youth, English learners, and low-income students.

A description of the plan for how the additional concentration grant add-on funding identified above will be used to increase the number of staff providing direct services to students at schools that have a high concentration (above 55 percent) of foster youth, English learners, and low-income students, as applicable.

<b>Staff-to-student ratios by type of school and concentration of unduplicated students</b>	Schools with a student concentration of 55 percent or less	Schools with a student concentration of greater than 55 percent
Staff-to-student ratio of classified staff providing direct services to students		1:13.75
Staff-to-student ratio of certificated staff providing direct services to students		1:12.5

## 2022-23 Total Expenditures Table

Totals	LCFF Funds	Other State Funds	Local Funds	Federal Funds	Total Funds	Total Personnel	Total Non-personnel
Totals	\$265,321.00	\$30,307.00	\$21,391.00	\$35,243.00	\$352,262.00	\$208,527.00	\$143,735.00

Goal	Action #	Action Title	Student Group(s)	LCFF Funds	Other State Funds	Local Funds	Federal Funds	Total Funds
1	1.1	Maintain Tech and online access	All	\$6,000.00				\$6,000.00
1	1.2	Tech expertise	English Learners Foster Youth Low Income	\$12,000.00				\$12,000.00
1	1.3	Increase Student Achievement	All	\$117,714.00		\$21,391.00		\$139,105.00
1	1.4	Implement trauma informed teaching	English Learners Foster Youth Low Income	\$700.00			\$200.00	\$900.00
1	1.5	Outdoor education, movement based education, science	English Learners Foster Youth Low Income	\$6,500.00	\$1,500.00		\$0.00	\$8,000.00
1	1.6	Trauma Informed Practices and Universal Design	English Learners Foster Youth Low Income				\$5,000.00	\$5,000.00
1	1.7	Ongoing assessment and flexible grouping	English Learners Foster Youth Low Income		\$125.00			\$125.00
1	1.8	Provide students with additional academic enrichment	English Learners Foster Youth Low Income	\$2,754.00			\$9,537.00	\$12,291.00
1	1.9	Maintain hot spot rentals for students	English Learners Foster Youth Low Income	\$0.00			\$2,460.00	\$2,460.00

Goal	Action #	Action Title	Student Group(s)	LCFF Funds	Other State Funds	Local Funds	Federal Funds	Total Funds
1	1.10	Increase K-1 Student Achievement	English Learners Foster Youth Low Income	\$6,487.00			\$0.00	\$6,487.00
1	1.11	Provide additional support for Mathematics	English Learners Foster Youth Low Income	\$6,487.00			\$0.00	\$6,487.00
1	1.12	Additional Professional Development	All				\$125.00	\$125.00
2	2.1	Provide Emotional and Social Support	English Learners Foster Youth Low Income	\$2,754.00			\$4,946.00	\$7,700.00
3	3.1	Science Curriculum alignment with outdoor education experiences	English Learners Foster Youth Low Income	\$6,500.00				\$6,500.00
4	4.1	Enrichments and Academic supports	English Learners Foster Youth Low Income				\$12,975.00	\$12,975.00
4	4.2	Support staff	English Learners Foster Youth Low Income	\$11,473.00	\$28,682.00			\$40,155.00
4	4.3	Summer School			\$0.00			\$0.00
4	4.4	Increase instructional aides, drivers, and district vehicles	Low Income	\$29,360.00				\$29,360.00
4	4.5	District will maintain a responsive transportation program.	English Learners Foster Youth Low Income	\$56,592.00				\$56,592.00

## 2022-23 Contributing Actions Table

1. Projected LCFF Base Grant	2. Projected LCFF Supplemental and/or Concentration Grants	3. Projected Percentage to Increase or Improve Services for the Coming School Year (2 divided by 1)	LCFF Carryover — Percentage (Percentage from Prior Year)	Total Percentage to Increase or Improve Services for the Coming School Year (3 + Carryover %)	4. Total Planned Contributing Expenditures (LCFF Funds)	5. Total Planned Percentage of Improved Services (%)	Planned Percentage to Increase or Improve Services for the Coming School Year (4 divided by 1, plus 5)	Totals by Type	Total LCFF Funds
682,614	61,447	9.00%	7.16%	16.16%	\$141,607.00	0.00%	20.74 %	<b>Total:</b>	\$141,607.00
								<b>LEA-wide Total:</b>	\$141,607.00
								<b>Limited Total:</b>	\$0.00
								<b>Schoolwide Total:</b>	\$56,592.00

Goal	Action #	Action Title	Contributing to Increased or Improved Services?	Scope	Unduplicated Student Group(s)	Location	Planned Expenditures for Contributing Actions (LCFF Funds)	Planned Percentage of Improved Services (%)
1	1.2	Tech expertise	Yes	LEA-wide	English Learners Foster Youth Low Income	All Schools	\$12,000.00	
1	1.4	Implement trauma informed teaching	Yes	LEA-wide	English Learners Foster Youth Low Income	All Schools	\$700.00	
1	1.5	Outdoor education, movement based education, science	Yes	LEA-wide	English Learners Foster Youth Low Income	All Schools	\$6,500.00	
1	1.6	Trauma Informed Practices and Universal Design	Yes	LEA-wide	English Learners Foster Youth Low Income	All Schools		
1	1.7	Ongoing assessment and flexible grouping	Yes	LEA-wide	English Learners Foster Youth Low Income	All Schools		
1	1.8	Provide students with additional academic enrichment	Yes	LEA-wide	English Learners Foster Youth Low Income	All Schools	\$2,754.00	

Goal	Action #	Action Title	Contributing to Increased or Improved Services?	Scope	Unduplicated Student Group(s)	Location	Planned Expenditures for Contributing Actions (LCFF Funds)	Planned Percentage of Improved Services (%)
1	1.9	Maintain hot spot rentals for students	Yes	LEA-wide	English Learners Foster Youth Low Income	All Schools	\$0.00	
1	1.10	Increase K-1 Student Achievement	Yes	LEA-wide	English Learners Foster Youth Low Income	All Schools	\$6,487.00	
1	1.11	Provide additional support for Mathematics	Yes	LEA-wide	English Learners Foster Youth Low Income	All Schools	\$6,487.00	
2	2.1	Provide Emotional and Social Support	Yes	LEA-wide	English Learners Foster Youth Low Income	All Schools	\$2,754.00	
3	3.1	Science Curriculum alignment with outdoor education experiences	Yes	LEA-wide	English Learners Foster Youth Low Income	All Schools	\$6,500.00	
4	4.1	Enrichments and Academic supports	Yes	LEA-wide	English Learners Foster Youth Low Income	All Schools		
4	4.2	Support staff	Yes	LEA-wide	English Learners Foster Youth Low Income	All Schools	\$11,473.00	
4	4.3	Summer School				All Schools		
4	4.4	Increase instructional aides, drivers, and district vehicles	Yes	LEA-wide	Low Income		\$29,360.00	
4	4.5	District will maintain a responsive transportation program.	Yes	LEA-wide Schoolwide	English Learners Foster Youth Low Income		\$56,592.00	

## 2021-22 Annual Update Table

Totals	Last Year's Total Planned Expenditures (Total Funds)	Total Estimated Expenditures (Total Funds)
<b>Totals</b>	\$287,095.00	\$278,743.95

Last Year's Goal #	Last Year's Action #	Prior Action/Service Title	Contributed to Increased or Improved Services?	Last Year's Planned Expenditures (Total Funds)	Estimated Actual Expenditures (Input Total Funds)
1	1.1	Maintain Tech and online access	No	\$6,400.00	8,156.95
1	1.2	Tech expertise	Yes	\$13,444.00	10,610.67
1	1.3	Increase Student Achievement	No	\$114,253.00	134,073.49
1	1.4	Implement trauma informed teaching	Yes		0.00
1	1.5	Outdoor education, movement based education, science	Yes	\$12,747.00	18464.95
1	1.6	Trauma Informed Practices and Universal Design	Yes	\$6,200.00	0.00
1	1.7	Ongoing assessment and flexible grouping	Yes		0.00
1	1.8	Provide students with additional academic enrichment	Yes	\$18,000.00	14,000.00
1	1.9	Maintain hot spot rentals for students	Yes	\$2,460.00	2,460.00
1	1.10	Increase K-1 Student Achievement	Yes	\$5,685.50	5678.12



Last Year's Goal #	Last Year's Action #	Prior Action/Service Title	Contributed to Increased or Improved Services?	Last Year's Planned Expenditures (Total Funds)	Estimated Actual Expenditures (Input Total Funds)
1	1.11	Provide additional support for Mathematics	Yes	\$5,685.50	5678.12
2	2.1	Provide Emotional and Social Support	Yes	\$10,000.00	6,000.00
3	3.1	Science Curriculum alignment with outdoor education experiences	Yes	\$25,000.00	12,433.50
4	4.1	Enrichments and Academic supports	Yes	\$7,621.00	10,799.52
4	4.2	Support staff	Yes	\$48,172.00	35,488.03
4	4.3	Summer School	Yes	\$7,427.00	0.00
4	4.4	Increase instructional aides, drivers, and district vehicles	Yes	\$4,000.00	14,900.60

## 2021-22 Contributing Actions Annual Update Table

6. Estimated LCFF Supplemental and/or Concentration Grants (Input Dollar Amount)	4. Total Planned Contributing Expenditures (LCFF Funds)	7. Total Estimated Expenditures for Contributing Actions (LCFF Funds)	Difference Between Planned and Estimated Expenditures for Contributing Actions (Subtract 7 from 4)	5. Total Planned Percentage of Improved Services (%)	8. Total Estimated Percentage of Improved Services (%)	Difference Between Planned and Estimated Percentage of Improved Services (Subtract 5 from 8)
112,086	\$60,295.00	\$66,747.99	(\$6,452.99)	0.00%	0.00%	0.00%

Last Year's Goal #	Last Year's Action #	Prior Action/Service Title	Contributing to Increased or Improved Services?	Last Year's Planned Expenditures for Contributing Actions (LCFF Funds)	Estimated Actual Expenditures for Contributing Actions (Input LCFF Funds)	Planned Percentage of Improved Services	Estimated Actual Percentage of Improved Services (Input Percentage)
1	1.2	Tech expertise	Yes	\$13,444.00	10,610.67		
1	1.4	Implement trauma informed teaching	Yes				
1	1.5	Outdoor education, movement based education, science	Yes	\$6,000.00	3695.00		
1	1.6	Trauma Informed Practices and Universal Design	Yes				
1	1.7	Ongoing assessment and flexible grouping	Yes				
1	1.8	Provide students with additional academic enrichment	Yes	\$18,000.00	6000.00		
1	1.9	Maintain hot spot rentals for students	Yes	\$1,230.00	2401.00		
1	1.10	Increase K-1 Student Achievement	Yes		5678.12		
1	1.11	Provide additional support for Mathematics	Yes		5678.12		
2	2.1	Provide Emotional and Social Support	Yes	\$10,000.00	4,400.00		
3	3.1	Science Curriculum alignment with outdoor education experiences	Yes				

Last Year's Goal #	Last Year's Action #	Prior Action/Service Title	Contributing to Increased or Improved Services?	Last Year's Planned Expenditures for Contributing Actions (LCFF Funds)	Estimated Actual Expenditures for Contributing Actions (Input LCFF Funds)	Planned Percentage of Improved Services	Estimated Actual Percentage of Improved Services (Input Percentage)
4	4.1	Enrichments and Academic supports	Yes	\$7,621.00	10,799.50		
4	4.2	Support staff	Yes		2584.98		
4	4.3	Summer School	Yes				
4	4.4	Increase instructional aides, drivers, and district vehicles	Yes	\$4,000.00	14,900.60		

**2021-22 LCFF Carryover Table**

9. Estimated Actual LCFF Base Grant (Input Dollar Amount)	6. Estimated Actual LCFF Supplemental and/or Concentration Grants	LCFF Carryover — Percentage (Percentage from Prior Year)	10. Total Percentage to Increase or Improve Services for the Current School Year (6 divided by 9 + Carryover %)	7. Total Estimated Actual Expenditures for Contributing Actions (LCFF Funds)	8. Total Estimated Actual Percentage of Improved Services (%)	11. Estimated Actual Percentage of Increased or Improved Services (7 divided by 9, plus 8)	12. LCFF Carryover — Dollar Amount (Subtract 11 from 10 and multiply by 9)	13. LCFF Carryover — Percentage (12 divided by 9)
633,515	112,086	0.00	17.69%	\$66,747.99	0.00%	10.54%	\$45,338.01	7.16%

# Instructions

[Plan Summary](#)

[Engaging Educational Partners](#)

[Goals and Actions](#)

[Increased or Improved Services for Foster Youth, English Learners, and Low-Income Students](#)

*For additional questions or technical assistance related to the completion of the Local Control and Accountability Plan (LCAP) template, please contact the local county office of education (COE), or the California Department of Education's (CDE's) Local Agency Systems Support Office, by phone at 916-319-0809 or by email at [lcff@cde.ca.gov](mailto:lcff@cde.ca.gov).*

## Introduction and Instructions

The Local Control Funding Formula (LCFF) requires local educational agencies (LEAs) to engage their local educational partners in an annual planning process to evaluate their progress within eight state priority areas encompassing all statutory metrics (COEs have 10 state priorities). LEAs document the results of this planning process in the LCAP using the template adopted by the State Board of Education.

The LCAP development process serves three distinct, but related functions:

- **Comprehensive Strategic Planning:** The process of developing and annually updating the LCAP supports comprehensive strategic planning (California *Education Code* [EC] Section 52064[e][1]). Strategic planning that is comprehensive connects budgetary decisions to teaching and learning performance data. LEAs should continually evaluate the hard choices they make about the use of limited resources to meet student and community needs to ensure opportunities and outcomes are improved for all students.
- **Meaningful Engagement of Educational Partners:** The LCAP development process should result in an LCAP that reflects decisions made through meaningful engagement (EC Section 52064[e][1]). Local educational partners possess valuable perspectives and insights about an LEA's programs and services. Effective strategic planning will incorporate these perspectives and insights in order to identify potential goals and actions to be included in the LCAP.
- **Accountability and Compliance:** The LCAP serves an important accountability function because aspects of the LCAP template require LEAs to show that they have complied with various requirements specified in the LCFF statutes and regulations, most notably:
  - Demonstrating that LEAs are increasing or improving services for foster youth, English learners, and low-income students in proportion to the amount of additional funding those students generate under LCFF (EC Section 52064[b][4-6]).
  - Establishing goals, supported by actions and related expenditures, that address the statutory priority areas and statutory metrics (EC sections 52064[b][1] and [2]).
  - Annually reviewing and updating the LCAP to reflect progress toward the goals (EC Section 52064[b][7]).

The LCAP template, like each LEA’s final adopted LCAP, is a document, not a process. LEAs must use the template to memorialize the outcome of their LCAP development process, which should: (a) reflect comprehensive strategic planning (b) through meaningful engagement with educational partners that (c) meets legal requirements, as reflected in the final adopted LCAP. The sections included within the LCAP template do not and cannot reflect the full development process, just as the LCAP template itself is not intended as a tool for engaging educational partners.

If a county superintendent of schools has jurisdiction over a single school district, the county board of education and the governing board of the school district may adopt and file for review and approval a single LCAP consistent with the requirements in *EC* sections 52060, 52062, 52066, 52068, and 52070. The LCAP must clearly articulate to which entity’s budget (school district or county superintendent of schools) all budgeted and actual expenditures are aligned.

The revised LCAP template for the 2021–22, 2022–23, and 2023–24 school years reflects statutory changes made through Assembly Bill 1840 (Committee on Budget), Chapter 243, Statutes of 2018. These statutory changes enhance transparency regarding expenditures on actions included in the LCAP, including actions that contribute to meeting the requirement to increase or improve services for foster youth, English learners, and low-income students, and to streamline the information presented within the LCAP to make adopted LCAPs more accessible for educational partners and the public.

At its most basic, the adopted LCAP should attempt to distill not just what the LEA is doing for students in transitional kindergarten through grade twelve (TK–12), but also allow educational partners to understand why, and whether those strategies are leading to improved opportunities and outcomes for students. LEAs are strongly encouraged to use language and a level of detail in their adopted LCAPs intended to be meaningful and accessible for the LEA’s diverse educational partners and the broader public.

In developing and finalizing the LCAP for adoption, LEAs are encouraged to keep the following overarching frame at the forefront of the strategic planning and educational partner engagement functions:

Given present performance across the state priorities and on indicators in the California School Dashboard (Dashboard), how is the LEA using its budgetary resources to respond to TK–12 student and community needs, and address any performance gaps, including by meeting its obligation to increase or improve services for foster youth, English learners, and low-income students?

LEAs are encouraged to focus on a set of metrics and actions that the LEA believes, based on input gathered from educational partners, research, and experience, will have the biggest impact on behalf of its TK–12 students.

These instructions address the requirements for each section of the LCAP, but may include information about effective practices when developing the LCAP and completing the LCAP itself. Additionally, information is included at the beginning of each section emphasizing the purpose that each section serves.

## **Plan Summary**

### **Purpose**

A well-developed Plan Summary section provides a meaningful context for the LCAP. This section provides information about an LEA's community as well as relevant information about student needs and performance. In order to provide a meaningful context for the rest of the LCAP, the content of this section should be clearly and meaningfully related to the content included in the subsequent sections of the LCAP.

## Requirements and Instructions

**General Information** – Briefly describe the LEA, its schools, and its students in grades TK–12, as applicable to the LEA. For example, information about an LEA in terms of geography, enrollment, or employment, the number and size of specific schools, recent community challenges, and other such information as an LEA wishes to include can enable a reader to more fully understand an LEA's LCAP.

**Reflections: Successes** – Based on a review of performance on the state indicators and local performance indicators included in the Dashboard, progress toward LCAP goals, local self-assessment tools, input from educational partners, and any other information, what progress is the LEA most proud of and how does the LEA plan to maintain or build upon that success? This may include identifying specific examples of how past increases or improvements in services for foster youth, English learners, and low-income students have led to improved performance for these students.

**Reflections: Identified Need** – Referring to the Dashboard, identify: (a) any state indicator for which overall performance was in the “Red” or “Orange” performance category or any local indicator where the LEA received a “Not Met” or “Not Met for Two or More Years” rating AND (b) any state indicator for which performance for any student group was two or more performance levels below the “all student” performance. What steps is the LEA planning to take to address these areas of low performance and performance gaps? An LEA that is required to include a goal to address one or more consistently low-performing student groups or low-performing schools must identify that it is required to include this goal and must also identify the applicable student group(s) and/or school(s). Other needs may be identified using locally collected data including data collected to inform the self-reflection tools and reporting local indicators on the Dashboard.

**LCAP Highlights** – Identify and briefly summarize the key features of this year's LCAP.

**Comprehensive Support and Improvement** – An LEA with a school or schools identified for comprehensive support and improvement (CSI) under the Every Student Succeeds Act must respond to the following prompts:

- **Schools Identified:** Identify the schools within the LEA that have been identified for CSI.
- **Support for Identified Schools:** Describe how the LEA has or will support the identified schools in developing CSI plans that included a school-level needs assessment, evidence-based interventions, and the identification of any resource inequities to be addressed through the implementation of the CSI plan.
- **Monitoring and Evaluating Effectiveness:** Describe how the LEA will monitor and evaluate the implementation and effectiveness of the CSI plan to support student and school improvement.

## Engaging Educational Partners

## Purpose

Significant and purposeful engagement of parents, students, educators, and other educational partners, including those representing the student groups identified by LCFF, is critical to the development of the LCAP and the budget process. Consistent with statute, such engagement should support comprehensive strategic planning, accountability, and improvement across the state priorities and locally identified priorities (*EC* Section 52064[e][1]). Engagement of educational partners is an ongoing, annual process.

This section is designed to reflect how the engagement of educational partners influenced the decisions reflected in the adopted LCAP. The goal is to allow educational partners that participated in the LCAP development process and the broader public understand how the LEA engaged educational partners and the impact of that engagement. LEAs are encouraged to keep this goal in the forefront when completing this section.

Statute and regulations specify the educational partners that school districts and COEs must consult when developing the LCAP: teachers, principals, administrators, other school personnel, local bargaining units of the LEA, parents, and students. Before adopting the LCAP, school districts and COEs must share it with the Parent Advisory Committee and, if applicable, to its English Learner Parent Advisory Committee. The superintendent is required by statute to respond in writing to the comments received from these committees. School districts and COEs must also consult with the special education local plan area administrator(s) when developing the LCAP.

Statute requires charter schools to consult with teachers, principals, administrators, other school personnel, parents, and students in developing the LCAP. The LCAP should also be shared with, and LEAs should request input from, schoolsite-level advisory groups, as applicable (e.g., schoolsite councils, English Learner Advisory Councils, student advisory groups, etc.), to facilitate alignment between schoolsite and district-level goals and actions.

Information and resources that support effective engagement, define student consultation, and provide the requirements for advisory group composition, can be found under Resources on the following web page of the CDE's website: <https://www.cde.ca.gov/re/lc/>.

## Requirements and Instructions

Below is an excerpt from the 2018–19 *Guide for Annual Audits of K–12 Local Education Agencies and State Compliance Reporting*, which is provided to highlight the legal requirements for engagement of educational partners in the LCAP development process:

### **Local Control and Accountability Plan:**

For county offices of education and school districts only, verify the LEA:

- a) Presented the local control and accountability plan to the parent advisory committee in accordance with Education Code section 52062(a)(1) or 52068(a)(1), as appropriate.
- b) If applicable, presented the local control and accountability plan to the English learner parent advisory committee, in accordance with Education Code section 52062(a)(2) or 52068(a)(2), as appropriate.



- c) Notified members of the public of the opportunity to submit comments regarding specific actions and expenditures proposed to be included in the local control and accountability plan in accordance with Education Code section 52062(a)(3) or 52068(a)(3), as appropriate.
- d) Held at least one public hearing in accordance with Education Code section 52062(b)(1) or 52068(b)(1), as appropriate.
- e) Adopted the local control and accountability plan in a public meeting in accordance with Education Code section 52062(b)(2) or 52068(b)(2), as appropriate.

**Prompt 1:** “A summary of the process used to engage educational partners and how this engagement was considered before finalizing the LCAP.”

Describe the engagement process used by the LEA to involve educational partners in the development of the LCAP, including, at a minimum, describing how the LEA met its obligation to consult with all statutorily required educational partners as applicable to the type of LEA. A sufficient response to this prompt must include general information about the timeline of the process and meetings or other engagement strategies with educational partners. A response may also include information about an LEA’s philosophical approach to engaging its educational partners.

**Prompt 2:** “A summary of the feedback provided by specific educational partners.”

Describe and summarize the feedback provided by specific educational partners. A sufficient response to this prompt will indicate ideas, trends, or inputs that emerged from an analysis of the feedback received from educational partners.

**Prompt 3:** “A description of the aspects of the LCAP that were influenced by specific input from educational partners.”

A sufficient response to this prompt will provide educational partners and the public with clear, specific information about how the engagement process influenced the development of the LCAP. The response must describe aspects of the LCAP that were influenced by or developed in response to the educational partner feedback described in response to Prompt 2. This may include a description of how the LEA prioritized requests of educational partners within the context of the budgetary resources available or otherwise prioritized areas of focus within the LCAP. For the purposes of this prompt, “aspects” of an LCAP that may have been influenced by educational partner input can include, but are not necessarily limited to:

- Inclusion of a goal or decision to pursue a Focus Goal (as described below)
- Inclusion of metrics other than the statutorily required metrics
- Determination of the desired outcome on one or more metrics
- Inclusion of performance by one or more student groups in the Measuring and Reporting Results subsection
- Inclusion of action(s) or a group of actions
- Elimination of action(s) or group of actions
- Changes to the level of proposed expenditures for one or more actions

- Inclusion of action(s) as contributing to increased or improved services for unduplicated services
- Determination of effectiveness of the specific actions to achieve the goal
- Determination of material differences in expenditures
- Determination of changes made to a goal for the ensuing LCAP year based on the annual update process
- Determination of challenges or successes in the implementation of actions

## Goals and Actions

### Purpose

Well-developed goals will clearly communicate to educational partners what the LEA plans to accomplish, what the LEA plans to do in order to accomplish the goal, and how the LEA will know when it has accomplished the goal. A goal statement, associated metrics and expected outcomes, and the actions included in the goal should be in alignment. The explanation for why the LEA included a goal is an opportunity for LEAs to clearly communicate to educational partners and the public why, among the various strengths and areas for improvement highlighted by performance data and strategies and actions that could be pursued, the LEA decided to pursue this goal, and the related metrics, expected outcomes, actions, and expenditures.

A well-developed goal can be focused on the performance relative to a metric or metrics for all students, a specific student group(s), narrowing performance gaps, or implementing programs or strategies expected to impact outcomes. LEAs should assess the performance of their student groups when developing goals and the related actions to achieve such goals.

### Requirements and Instructions

LEAs should prioritize the goals, specific actions, and related expenditures included within the LCAP within one or more state priorities. LEAs should consider performance on the state and local indicators, including their locally collected and reported data for the local indicators that are included in the Dashboard in determining whether and how to prioritize its goals within the LCAP.

In order to support prioritization of goals, the LCAP template provides LEAs with the option of developing three different kinds of goals:

- **Focus Goal:** A Focus Goal is relatively more concentrated in scope and may focus on a fewer number of metrics to measure improvement. A Focus Goal statement will be time bound and make clear how the goal is to be measured.
- **Broad Goal:** A Broad Goal is relatively less concentrated in its scope and may focus on improving performance across a wide range of metrics.
- **Maintenance of Progress Goal:** A Maintenance of Progress Goal includes actions that may be ongoing without significant changes and allows an LEA to track performance on any metrics not addressed in the other goals of the LCAP.

At a minimum, the LCAP must address all LCFF priorities and associated metrics.

## **Focus Goal(s)**

**Goal Description:** The description provided for a Focus Goal must be specific, measurable, and time bound. An LEA develops a Focus Goal to address areas of need that may require or benefit from a more specific and data intensive approach. The Focus Goal can explicitly reference the metric(s) by which achievement of the goal will be measured and the time frame according to which the LEA expects to achieve the goal.

**Explanation of why the LEA has developed this goal:** Explain why the LEA has chosen to prioritize this goal. An explanation must be based on Dashboard data or other locally collected data. LEAs must describe how the LEA identified this goal for focused attention, including relevant consultation with educational partners. LEAs are encouraged to promote transparency and understanding around the decision to pursue a focus goal.

## **Broad Goal**

**Goal Description:** Describe what the LEA plans to achieve through the actions included in the goal. The description of a broad goal will be clearly aligned with the expected measurable outcomes included for the goal. The goal description organizes the actions and expected outcomes in a cohesive and consistent manner. A goal description is specific enough to be measurable in either quantitative or qualitative terms. A broad goal is not as specific as a focus goal. While it is specific enough to be measurable, there are many different metrics for measuring progress toward the goal.

**Explanation of why the LEA has developed this goal:** Explain why the LEA developed this goal and how the actions and metrics grouped together will help achieve the goal.

## **Maintenance of Progress Goal**

**Goal Description:** Describe how the LEA intends to maintain the progress made in the LCFF State Priorities not addressed by the other goals in the LCAP. Use this type of goal to address the state priorities and applicable metrics not addressed within the other goals in the LCAP. The state priorities and metrics to be addressed in this section are those for which the LEA, in consultation with educational partners, has determined to maintain actions and monitor progress while focusing implementation efforts on the actions covered by other goals in the LCAP.

**Explanation of why the LEA has developed this goal:** Explain how the actions will sustain the progress exemplified by the related metrics.

## **Required Goals**

In general, LEAs have flexibility in determining what goals to include in the LCAP and what those goals will address; however, beginning with the development of the 2022–23 LCAP, LEAs that meet certain criteria are required to include a specific goal in their LCAP.

**Consistently low-performing student group(s) criteria:** An LEA is eligible for Differentiated Assistance for three or more consecutive years based on the performance of the same student group or groups in the Dashboard. A list of the LEAs required to include a goal in the LCAP based on student group performance, and the student group(s) that lead to identification, may be found on the CDE’s Local Control Funding Formula web page at <https://www.cde.ca.gov/fg/aa/lc/>.

- **Consistently low-performing student group(s) goal requirement:** An LEA meeting the consistently low-performing student group(s) criteria must include a goal in its LCAP focused on improving the performance of the student group or groups that led to the LEA’s eligibility for Differentiated

Assistance. This goal must include metrics, outcomes, actions, and expenditures specific to addressing the needs of, and improving outcomes for, this student group or groups. An LEA required to address multiple student groups is not required to have a goal to address each student group; however, each student group must be specifically addressed in the goal. This requirement may not be met by combining this required goal with another goal.

- **Goal Description:** Describe the outcomes the LEA plans to achieve to address the needs of, and improve outcomes for, the student group or groups that led to the LEA's eligibility for Differentiated Assistance.
- **Explanation of why the LEA has developed this goal:** Explain why the LEA is required to develop this goal, including identifying the student group(s) that lead to the LEA being required to develop this goal, how the actions and associated metrics included in this goal differ from previous efforts to improve outcomes for the student group(s), and why the LEA believes the actions, metrics, and expenditures included in this goal will help achieve the outcomes identified in the goal description.

**Low-performing school(s) criteria:** The following criteria only applies to a school district or COE with two or more schools; it does not apply to a single-school district. A school district or COE has one or more schools that, for two consecutive years, received the two lowest performance levels on all but one of the state indicators for which the school(s) receive performance levels in the Dashboard and the performance of the "All Students" student group for the LEA is at least one performance level higher in all of those indicators. A list of the LEAs required to include a goal in the LCAP based on school performance, and the school(s) that lead to identification, may be found on the CDE's Local Control Funding Formula web page at <https://www.cde.ca.gov/fg/aa/lc/>.

- **Low-performing school(s) goal requirement:** A school district or COE meeting the low-performing school(s) criteria must include a goal in its LCAP focusing on addressing the disparities in performance between the school(s) and the LEA as a whole. This goal must include metrics, outcomes, actions, and expenditures specific to addressing the needs of, and improving outcomes for, the students enrolled at the low-performing school or schools. An LEA required to address multiple schools is not required to have a goal to address each school; however, each school must be specifically addressed in the goal. This requirement may not be met by combining this goal with another goal.
- **Goal Description:** Describe what outcomes the LEA plans to achieve to address the disparities in performance between the students enrolled at the low-performing school(s) and the students enrolled at the LEA as a whole.
- **Explanation of why the LEA has developed this goal:** Explain why the LEA is required to develop this goal, including identifying the schools(s) that lead to the LEA being required to develop this goal; how the actions and associated metrics included in this goal differ from previous efforts to improve outcomes for the school(s); and why the LEA believes the actions, metrics, and expenditures included in this goal will help achieve the outcomes for students enrolled at the low-performing school or schools identified in the goal description.

### **Measuring and Reporting Results:**

For each LCAP year, identify the metric(s) that the LEA will use to track progress toward the expected outcomes. LEAs are encouraged to identify metrics for specific student groups, as appropriate, including expected outcomes that would reflect narrowing of any existing performance gaps.

Include in the baseline column the most recent data associated with this metric available at the time of adoption of the LCAP for the first year of the three-year plan. LEAs may use data as reported on the 2019 Dashboard for the baseline of a metric only if that data represents the most recent available (e.g., high school graduation rate).

Using the most recent data available may involve reviewing data the LEA is preparing for submission to the California Longitudinal Pupil Achievement Data System (CALPADS) or data that the LEA has recently submitted to CALPADS. Because final 2020–21 outcomes on some metrics may not be computable at the time the 2021–24 LCAP is adopted (e.g., graduation rate, suspension rate), the most recent data available may include a point in time calculation taken each year on the same date for comparability purposes.

The baseline data shall remain unchanged throughout the three-year LCAP.

Complete the table as follows:

- **Metric:** Indicate how progress is being measured using a metric.
- **Baseline:** Enter the baseline when completing the LCAP for 2021–22. As described above, the baseline is the most recent data associated with a metric. Indicate the school year to which the data applies, consistent with the instructions above.
- **Year 1 Outcome:** When completing the LCAP for 2022–23, enter the most recent data available. Indicate the school year to which the data applies, consistent with the instructions above.
- **Year 2 Outcome:** When completing the LCAP for 2023–24, enter the most recent data available. Indicate the school year to which the data applies, consistent with the instructions above.
- **Year 3 Outcome:** When completing the LCAP for 2024–25, enter the most recent data available. Indicate the school year to which the data applies, consistent with the instructions above. The 2024–25 LCAP will be the first year in the next three-year cycle. Completing this column will be part of the Annual Update for that year.
- **Desired Outcome for 2023–24:** When completing the first year of the LCAP, enter the desired outcome for the relevant metric the LEA expects to achieve by the end of the 2023–24 LCAP year.

Timeline for completing the “**Measuring and Reporting Results**” part of the Goal.

Metric	Baseline	Year 1 Outcome	Year 2 Outcome	Year 3 Outcome	Desired Outcome for Year 3 (2023–24)
Enter information in this box when completing the LCAP for <b>2021–22</b> .	Enter information in this box when completing the LCAP for <b>2021–22</b> .	Enter information in this box when completing the LCAP for <b>2022–23</b> . Leave blank until then.	Enter information in this box when completing the LCAP for <b>2023–24</b> . Leave blank until then.	Enter information in this box when completing the LCAP for <b>2024–25</b> . Leave blank until then.	Enter information in this box when completing the LCAP for <b>2021–22</b> or when adding a new metric.

The metrics may be quantitative or qualitative; but at minimum, an LEA’s LCAP must include goals that are measured using all of the applicable metrics for the related state priorities, in each LCAP year as applicable to the type of LEA. To the extent a state priority does not specify one or more metrics (e.g., implementation of state academic content and performance standards), the LEA must identify a metric to use within the LCAP. For these state priorities, LEAs are encouraged to use metrics based on or reported through the relevant self-reflection tool for local indicators within the Dashboard.

**Actions:** Enter the action number. Provide a short title for the action. This title will also appear in the action tables. Provide a description of the action. Enter the total amount of expenditures associated with this action. Budgeted expenditures from specific fund sources will be provided in the summary tables. Indicate whether the action contributes to meeting the increase or improved services requirement as described in the Increased or Improved Services section using a “Y” for Yes or an “N” for No. (**Note:** for each such action offered on an LEA-wide or schoolwide basis, the LEA will need to provide additional information in the Increased or Improved Summary Section to address the requirements in *California Code of Regulations*, Title 5 [5 CCR] Section 15496(b) in the Increased or Improved Services Section of the LCAP).

**Actions for English Learners:** School districts, COEs, and charter schools that have a numerically significant English learner student subgroup must include specific actions in the LCAP related to, at a minimum, the language acquisition programs, as defined in *EC* Section 306, provided to students and professional development activities specific to English learners.

**Actions for Foster Youth:** School districts, COEs, and charter schools that have a numerically significant Foster Youth student subgroup are encouraged to include specific actions in the LCAP designed to meet needs specific to Foster Youth students.

**Goal Analysis:**

Enter the LCAP Year.

Using actual annual measurable outcome data, including data from the Dashboard, analyze whether the planned actions were effective in achieving the goal. Respond to the prompts as instructed.

- Describe the overall implementation of the actions to achieve the articulated goal. Include a discussion of relevant challenges and successes experienced with the implementation process. This must include any instance where the LEA did not implement a planned action or implemented a planned action in a manner that differs substantively from how it was described in the adopted LCAP.
- Explain material differences between Budgeted Expenditures and Estimated Actual Expenditures and between the Planned Percentages of Improved Services and Estimated Actual Percentages of Improved Services, as applicable. Minor variances in expenditures or percentages do not need to be addressed, and a dollar-for-dollar accounting is not required.
- Describe the effectiveness of the specific actions to achieve the articulated goal as measured by the LEA. In some cases, not all actions in a goal will be intended to improve performance on all of the metrics associated with the goal. When responding to this prompt, LEAs may assess the effectiveness of a single action or group of actions within the goal in the context of performance on a single metric or group of specific metrics within the goal that are applicable to the action(s). Grouping actions with metrics will allow for more robust analysis of whether the strategy the LEA is using to impact a specified set of metrics is working and increase transparency for educational partners. LEAs are encouraged to use such an approach when goals include multiple actions and metrics that are not closely associated.
- Describe any changes made to this goal, expected outcomes, metrics, or actions to achieve this goal as a result of this analysis and analysis of the data provided in the Dashboard or other local data, as applicable.

## Increased or Improved Services for Foster Youth, English Learners, and Low-Income Students

### Purpose

A well-written Increased or Improved Services section provides educational partners with a comprehensive description, within a single dedicated section, of how an LEA plans to increase or improve services for its unduplicated students in grades TK–12 as compared to all students in grades TK–12, as applicable, and how LEA-wide or schoolwide actions identified for this purpose meet regulatory requirements. Descriptions provided should include sufficient detail yet be sufficiently succinct to promote a broader understanding of educational partners to facilitate their ability to provide input. An LEA’s description in this section must align with the actions included in the Goals and Actions section as contributing.

### Requirements and Instructions

***Projected LCFF Supplemental and/or Concentration Grants:*** Specify the amount of LCFF supplemental and concentration grant funds the LEA estimates it will receive in the coming year based on the number and concentration of low income, foster youth, and English learner students.

**Projected Additional LCFF Concentration Grant (15 percent):** Specify the amount of additional LCFF concentration grant add-on funding, as described in EC Section 42238.02, that the LEA estimates it will receive in the coming year.

**Projected Percentage to Increase or Improve Services for the Coming School Year:** Specify the estimated percentage by which services for unduplicated pupils must be increased or improved as compared to the services provided to all students in the LCAP year as calculated pursuant to 5 CCR Section 15496(a)(7).

**LCFF Carryover — Percentage:** Specify the LCFF Carryover — Percentage identified in the LCFF Carryover Table. If a carryover percentage is not identified in the LCFF Carryover Table, specify a percentage of zero (0.00%).

**LCFF Carryover — Dollar:** Specify the LCFF Carryover — Dollar amount identified in the LCFF Carryover Table. If a carryover amount is not identified in the LCFF Carryover Table, specify an amount of zero (\$0).

**Total Percentage to Increase or Improve Services for the Coming School Year:** Add the Projected Percentage to Increase or Improve Services for the Coming School Year and the Proportional LCFF Required Carryover Percentage and specify the percentage. This is the LEAs percentage by which services for unduplicated pupils must be increased or improved as compared to the services provided to all students in the LCAP year, as calculated pursuant to 5 CCR Section 15496(a)(7).

**Required Descriptions:**

**For each action being provided to an entire school, or across the entire school district or COE, an explanation of (1) how the needs of foster youth, English learners, and low-income students were considered first, and (2) how these actions are effective in meeting the goals for these students.**

For each action included in the Goals and Actions section as contributing to the increased or improved services requirement for unduplicated pupils and provided on an LEA-wide or schoolwide basis, the LEA must include an explanation consistent with 5 CCR Section 15496(b). For any such actions continued into the 2021–24 LCAP from the 2017–2020 LCAP, the LEA must determine whether or not the action was effective as expected, and this determination must reflect evidence of outcome data or actual implementation to date.

**Principally Directed and Effective:** An LEA demonstrates how an action is principally directed towards and effective in meeting the LEA’s goals for unduplicated students when the LEA explains how:

- It considers the needs, conditions, or circumstances of its unduplicated pupils;
- The action, or aspect(s) of the action (including, for example, its design, content, methods, or location), is based on these considerations; and
- The action is intended to help achieve an expected measurable outcome of the associated goal.

As such, the response provided in this section may rely on a needs assessment of unduplicated students.



Conclusory statements that a service will help achieve an expected outcome for the goal, without an explicit connection or further explanation as to how, are not sufficient. Further, simply stating that an LEA has a high enrollment percentage of a specific student group or groups does not meet the increase or improve services standard because enrolling students is not the same as serving students.

For example, if an LEA determines that low-income students have a significantly lower attendance rate than the attendance rate for all students, it might justify LEA-wide or schoolwide actions to address this area of need in the following way:

After assessing the needs, conditions, and circumstances of our low-income students, we learned that the attendance rate of our low-income students is 7 percent lower than the attendance rate for all students. (Needs, Conditions, Circumstances [Principally Directed])

In order to address this condition of our low-income students, we will develop and implement a new attendance program that is designed to address some of the major causes of absenteeism, including lack of reliable transportation and food, as well as a school climate that does not emphasize the importance of attendance. Goal N, Actions X, Y, and Z provide additional transportation and nutritional resources as well as a districtwide educational campaign on the benefits of high attendance rates. (Contributing Action[s])

These actions are being provided on an LEA-wide basis and we expect/hope that all students with less than a 100 percent attendance rate will benefit. However, because of the significantly lower attendance rate of low-income students, and because the actions meet needs most associated with the chronic stresses and experiences of a socio-economically disadvantaged status, we expect that the attendance rate for our low-income students will increase significantly more than the average attendance rate of all other students. (Measurable Outcomes [Effective In])

**COEs and Charter Schools:** Describe how actions included as contributing to meeting the increased or improved services requirement on an LEA-wide basis are principally directed to and effective in meeting its goals for unduplicated pupils in the state and any local priorities as described above. In the case of COEs and charter schools, schoolwide and LEA-wide are considered to be synonymous.

## **For School Districts Only:**

### **Actions Provided on an LEA-Wide Basis:**

***Unduplicated Percentage > 55 percent:*** For school districts with an unduplicated pupil percentage of 55 percent or more, describe how these actions are principally directed to and effective in meeting its goals for unduplicated pupils in the state and any local priorities as described above.

***Unduplicated Percentage < 55 percent:*** For school districts with an unduplicated pupil percentage of less than 55 percent, describe how these actions are principally directed to and effective in meeting its goals for unduplicated pupils in the state and any local priorities. Also describe how the actions **are the most effective use of the funds** to meet these goals for its unduplicated pupils. Provide the basis for this determination, including any alternatives considered, supporting research, experience, or educational theory.

### **Actions Provided on a Schoolwide Basis:**

School Districts must identify in the description those actions being funded and provided on a schoolwide basis, and include the required description supporting the use of the funds on a schoolwide basis.

**For schools with 40 percent or more enrollment of unduplicated pupils:** Describe how these actions are principally directed to and effective in meeting its goals for its unduplicated pupils in the state and any local priorities.

**For school districts expending funds on a schoolwide basis at a school with less than 40 percent enrollment of unduplicated pupils:** Describe how these actions are principally directed to and how the actions are the most effective use of the funds to meet its goals for foster youth, English learners, and low-income students in the state and any local priorities.

**A description of how services for foster youth, English learners, and low-income students are being increased or improved by the percentage required.**

Consistent with the requirements of 5 CCR Section 15496, describe how services provided for unduplicated pupils are increased or improved by at least the percentage calculated as compared to the services provided for all students in the LCAP year. To improve services means to grow services in quality and to increase services means to grow services in quantity. Services are increased or improved by those actions in the LCAP that are included in the Goals and Actions section as contributing to the increased or improved services requirement, whether they are provided on an LEA-wide or schoolwide basis or provided on a limited basis to unduplicated students. A limited action is an action that only serves foster youth, English learners, and/or low-income students. This description must address how these action(s) are expected to result in the required proportional increase or improvement in services for unduplicated pupils as compared to the services the LEA provides to all students for the relevant LCAP year.

For any action contributing to meeting the increased or improved services requirement that is associated with a Planned Percentage of Improved Services in the Contributing Summary Table rather than an expenditure of LCFF funds, describe the methodology that was used to determine the contribution of the action towards the proportional percentage. See the instructions for determining the Planned Percentage of Improved Services for information on calculating the Percentage of Improved Services.

**A description of the plan for how the additional concentration grant add-on funding identified above will be used to increase the number of staff providing direct services to students at schools that have a high concentration (above 55 percent) of foster youth, English learners, and low-income students, as applicable.**

An LEA that receives the additional concentration grant add-on described in EC Section 42238.02 is required to demonstrate how it is using these funds to increase the number of staff who provide direct services to students at schools with an enrollment of unduplicated students that is greater than 55 percent as compared to the number of staff who provide direct services to students at schools with an enrollment of unduplicated students that is equal to or less than 55 percent. The staff who provide direct services to students must be certificated staff and/or classified staff employed by the LEA; classified staff includes custodial staff.

Provide the following descriptions, as applicable to the LEA:

An LEA that does not receive a concentration grant or the concentration grant add-on must indicate that a response to this prompt is not applicable.

Identify the goal and action numbers of the actions in the LCAP that the LEA is implementing to meet the requirement to increase the number of staff who provide direct services to students at schools with an enrollment of unduplicated students that is greater than 55 percent.

An LEA that does not have comparison schools from which to describe how it is using the concentration grant add-on funds, such as an LEA that only has schools with an enrollment of unduplicated students that is greater than 55 percent, must describe how it is using the funds to increase the number of credentialed staff, classified staff, or both, including custodial staff, who provide direct services to students at selected schools and the criteria used to determine which schools require additional staffing support.

In the event that an additional concentration grant add-on is not sufficient to increase staff providing direct services to students at a school with an enrollment of unduplicated students that is greater than 55 percent, the LEA must describe how it is using the funds to retain staff providing direct services to students at a school with an enrollment of unduplicated students that is greater than 55 percent.

Complete the table as follows:

- Provide the staff-to-student ratio of classified staff providing direct services to students with a concentration of unduplicated students that is 55 percent or less and the staff-to-student ratio of classified staff providing direct services to students at schools with a concentration of unduplicated students that is greater than 55 percent, as applicable to the LEA. The LEA may group its schools by grade span (Elementary, Middle/Junior High, and High Schools), as applicable to the LEA. The staff-to-student ratio must be based on the number of full time equivalent (FTE) staff and the number of enrolled students as counted on the first Wednesday in October of each year.
- Provide the staff-to-student ratio of certificated staff providing direct services to students at schools with a concentration of unduplicated students that is 55 percent or less and the staff-to-student ratio of certificated staff providing direct services to students at schools with a concentration of unduplicated students that is greater than 55 percent, as applicable to the LEA. The LEA may group its schools by grade span (Elementary, Middle/Junior High, and High Schools), as applicable to the LEA. The staff-to-student ratio must be based on the number of FTE staff and the number of enrolled students as counted on the first Wednesday in October of each year.

## Action Tables

Complete the Data Entry Table for each action in the LCAP. The information entered into this table will automatically populate the other Action Tables. Information is only entered into the Data Entry Table, the Annual Update Table, the Contributing Actions Annual Update Table, and the LCFF Carryover Table. With the exception of the Data Entry Table, the word “input” has been added to column headers to aid in identifying the column(s) where information will be entered. Information is not entered on the remaining Action tables.

The following tables are required to be included as part of the LCAP adopted by the local governing board or governing body:

- Table 1: Total Planned Expenditures Table (for the coming LCAP Year)

- Table 2: Contributing Actions Table (for the coming LCAP Year)
- Table 3: Annual Update Table (for the current LCAP Year)
- Table 4: Contributing Actions Annual Update Table (for the current LCAP Year)
- Table 5: LCFF Carryover Table (for the current LCAP Year)

Note: The coming LCAP Year is the year that is being planned for, while the current LCAP year is the current year of implementation. For example, when developing the 2022–23 LCAP, 2022–23 will be the coming LCAP Year and 2021–22 will be the current LCAP Year.

## Data Entry Table

The Data Entry Table may be included in the LCAP as adopted by the local governing board or governing body, but is not required to be included. In the Data Entry Table, input the following information for each action in the LCAP for that applicable LCAP year:

- **LCAP Year:** Identify the applicable LCAP Year.
- **1. Projected LCFF Base Grant:** Provide the total amount of LCFF funding the LEA estimates it will receive for the coming school year, excluding the supplemental and concentration grants and the add-ons for the Targeted Instructional Improvement Grant Program and the Home to School Transportation Program, pursuant to 5 CCR Section 15496(a)(8).

See *EC* sections 2574 (for COEs) and 42238.02 (for school districts and charter schools), as applicable, for LCFF apportionment calculations.

- **2. Projected LCFF Supplemental and/or Concentration Grants:** Provide the total amount of LCFF supplemental and concentration grants the LEA estimates it will receive on the basis of the number and concentration of unduplicated students for the coming school year.
- **3. Projected Percentage to Increase or Improve Services for the Coming School Year:** This percentage will not be entered; it is calculated based on the Projected LCFF Base Grant and the Projected LCFF Supplemental and/or Concentration Grants, pursuant to 5 CCR Section 15496(a)(8). This is the percentage by which services for unduplicated pupils must be increased or improved as compared to the services provided to all students in the coming LCAP year.
- **LCFF Carryover — Percentage:** Specify the LCFF Carryover — Percentage identified in the LCFF Carryover Table from the prior LCAP year. If a carryover percentage is not identified in the LCFF Carryover Table, specify a percentage of zero (0.00%).
- **Total Percentage to Increase or Improve Services for the Coming School Year:** This percentage will not be entered; it is calculated based on the Projected Percentage to Increase or Improve Services for the Coming School Year and the LCFF Carryover —

Percentage. This is the percentage by which the LEA must increase or improve services for unduplicated pupils as compared to the services provided to all students in the coming LCAP year.

- **Goal #:** Enter the LCAP Goal number for the action.
- **Action #:** Enter the action's number as indicated in the LCAP Goal.
- **Action Title:** Provide a title of the action.
- **Student Group(s):** Indicate the student group or groups who will be the primary beneficiary of the action by entering "All," or by entering a specific student group or groups.
- **Contributing to Increased or Improved Services?:** Type "Yes" if the action **is** included as contributing to meeting the increased or improved services; OR, type "No" if the action is **not** included as contributing to meeting the increased or improved services.
- If "Yes" is entered into the Contributing column, then complete the following columns:
  - **Scope:** The scope of an action may be LEA-wide (i.e., districtwide, countywide, or charterwide), schoolwide, or limited. An action that is LEA-wide in scope upgrades the entire educational program of the LEA. An action that is schoolwide in scope upgrades the entire educational program of a single school. An action that is limited in its scope is an action that serves only one or more unduplicated student groups.
  - **Unduplicated Student Group(s):** Regardless of scope, contributing actions serve one or more unduplicated student groups. Indicate one or more unduplicated student groups for whom services are being increased or improved as compared to what all students receive.
  - **Location:** Identify the location where the action will be provided. If the action is provided to all schools within the LEA, the LEA must indicate "All Schools." If the action is provided to specific schools within the LEA or specific grade spans only, the LEA must enter "Specific Schools" or "Specific Grade Spans." Identify the individual school or a subset of schools or grade spans (e.g., all high schools or grades transitional kindergarten through grade five), as appropriate.
- **Time Span:** Enter "ongoing" if the action will be implemented for an indeterminate period of time. Otherwise, indicate the span of time for which the action will be implemented. For example, an LEA might enter "1 Year," or "2 Years," or "6 Months."
- **Total Personnel:** Enter the total amount of personnel expenditures utilized to implement this action.
- **Total Non-Personnel:** This amount will be automatically calculated based on information provided in the Total Personnel column and the Total Funds column.

- **LCFF Funds:** Enter the total amount of LCFF funds utilized to implement this action, if any. LCFF funds include all funds that make up an LEA’s total LCFF target (i.e., base grant, grade span adjustment, supplemental grant, concentration grant, Targeted Instructional Improvement Block Grant, and Home-To-School Transportation).
  - **Note:** For an action to contribute towards meeting the increased or improved services requirement it must include some measure of LCFF funding. The action may also include funding from other sources, however the extent to which an action contributes to meeting the increased or improved services requirement is based on the LCFF funding being used to implement the action.
- **Other State Funds:** Enter the total amount of Other State Funds utilized to implement this action, if any.
- **Local Funds:** Enter the total amount of Local Funds utilized to implement this action, if any.
- **Federal Funds:** Enter the total amount of Federal Funds utilized to implement this action, if any.
- **Total Funds:** This amount is automatically calculated based on amounts entered in the previous four columns.
- **Planned Percentage of Improved Services:** For any action identified as contributing, being provided on a Limited basis to unduplicated students, and that does not have funding associated with the action, enter the planned quality improvement anticipated for the action as a percentage rounded to the nearest hundredth (0.00%). A limited action is an action that only serves foster youth, English learners, and/or low-income students.
  - As noted in the instructions for the Increased or Improved Services section, when identifying a Planned Percentage of Improved Services, the LEA must describe the methodology that it used to determine the contribution of the action towards the proportional percentage. The percentage of improved services for an action corresponds to the amount of LCFF funding that the LEA estimates it would expend to implement the action if it were funded.

For example, an LEA determines that there is a need to analyze data to ensure that instructional aides and expanded learning providers know what targeted supports to provide to students who are foster youth. The LEA could implement this action by hiring additional staff to collect and analyze data and to coordinate supports for students, which the LEA estimates would cost \$165,000. Instead, the LEA chooses to utilize a portion of existing staff time to analyze data relating to students who are foster youth. This analysis will then be shared with site principals who will use the data to coordinate services provided by instructional assistants and expanded learning providers to target support to students. In this example, the LEA would divide the estimated cost of \$165,000 by the amount of LCFF Funding identified in the Data Entry Table and then convert the quotient to a percentage. This percentage is the Planned Percentage of Improved Service for the action.

## Contributing Actions Table

As noted above, information will not be entered in the Contributing Actions Table; however, the ‘Contributing to Increased or Improved Services?’ column will need to be checked to ensure that only actions with a “Yes” are displaying. If actions with a “No” are displayed or if actions that are contributing are not displaying in the column, use the drop-down menu in the column header to filter only the “Yes” responses.

## Annual Update Table

In the Annual Update Table, provide the following information for each action in the LCAP for the relevant LCAP year:

- **Estimated Actual Expenditures:** Enter the total estimated actual expenditures to implement this action, if any.

## Contributing Actions Annual Update Table

In the Contributing Actions Annual Update Table, check the ‘Contributing to Increased or Improved Services?’ column to ensure that only actions with a “Yes” are displaying. If actions with a “No” are displayed or if actions that are contributing are not displaying in the column, use the drop-down menu in the column header to filter only the “Yes” responses. Provide the following information for each contributing action in the LCAP for the relevant LCAP year:

- **6. Estimated Actual LCFF Supplemental and/or Concentration Grants:** Provide the total amount of LCFF supplemental and concentration grants the LEA estimates it will actually receive based on of the number and concentration of unduplicated students in the current school year.
- **Estimated Actual Expenditures for Contributing Actions:** Enter the total estimated actual expenditure of LCFF funds used to implement this action, if any.
- **Estimated Actual Percentage of Improved Services:** For any action identified as contributing, being provided on a Limited basis only to unduplicated students, and that does not have funding associated with the action, enter the total estimated actual quality improvement anticipated for the action as a percentage rounded to the nearest hundredth (0.00%).
  - Building on the example provided above for calculating the Planned Percentage of Improved Services, the LEA in the example implements the action. As part of the annual update process, the LEA reviews implementation and student outcome data and determines that the action was implemented with fidelity and that outcomes for foster youth students improved. The LEA reviews the original estimated cost for the action and determines that had it hired additional staff to collect and analyze data and to coordinate supports for students that estimated actual cost would have been \$169,500 due to a cost of living adjustment. The LEA would divide the estimated actual cost of \$169,500 by the amount of LCFF Funding identified in the Data Entry Table and then convert the quotient to a percentage. This percentage is the Estimated Actual Percentage of Improved Services for the action.

## LCFF Carryover Table

- **9. Estimated Actual LCFF Base Grant:** Provide the total amount of LCFF funding the LEA estimates it will receive for the current school year, excluding the supplemental and concentration grants and the add-ons for the Targeted Instructional Improvement Grant Program and the Home to School Transportation Program, pursuant to 5 CCR Section 15496(a)(8).

- **10. Total Percentage to Increase or Improve Services for the Current School Year:** This percentage will not be entered. The percentage is calculated based on the amounts of the Estimated Actual LCFF Base Grant (9) and the Estimated Actual LCFF Supplemental and/or Concentration Grants (6), pursuant to 5 CCR Section 15496(a)(8), plus the LCFF Carryover – Percentage from the prior year. This is the percentage by which services for unduplicated pupils must be increased or improved as compared to the services provided to all students in the current LCAP year.

## Calculations in the Action Tables

To reduce the duplication of effort of LEAs, the Action Tables include functionality such as pre-population of fields and cells based on the information provided in the Data Entry Table, the Annual Update Summary Table, and the Contributing Actions Table. For transparency, the functionality and calculations used are provided below.

### Contributing Actions Table

- 4. Total Planned Contributing Expenditures (LCFF Funds)
  - This amount is the total of the Planned Expenditures for Contributing Actions (LCFF Funds) column
- 5. Total Planned Percentage of Improved Services
  - This percentage is the total of the Planned Percentage of Improved Services column
- Planned Percentage to Increase or Improve Services for the coming school year (4 divided by 1, plus 5)
  - This percentage is calculated by dividing the Total Planned Contributing Expenditures (4) by the Projected LCFF Base Grant (1), converting the quotient to a percentage, and adding it to the Total Planned Percentage of Improved Services (5).

### Contributing Actions Annual Update Table

Pursuant to *EC* Section 42238.07(c)(2), if the Total Planned Contributing Expenditures (4) is less than the Estimated Actual LCFF Supplemental and Concentration Grants (6), the LEA is required to calculate the difference between the Total Planned Percentage of Improved Services (5) and the Total Estimated Actual Percentage of Improved Services (7). If the Total Planned Contributing Expenditures (4) is equal to or greater than the Estimated Actual LCFF Supplemental and Concentration Grants (6), the Difference Between Planned and Estimated Actual Percentage of Improved Services will display “Not Required.”

- 6. Estimated Actual LCFF Supplemental and Concentration Grants
  - This is the total amount of LCFF supplemental and concentration grants the LEA estimates it will actually receive based on of the number and concentration of unduplicated students in the current school year.
- 4. Total Planned Contributing Expenditures (LCFF Funds)
  - This amount is the total of the Last Year's Planned Expenditures for Contributing Actions (LCFF Funds)



- 7. Total Estimated Actual Expenditures for Contributing Actions
  - This amount is the total of the Estimated Actual Expenditures for Contributing Actions (LCFF Funds)
- Difference Between Planned and Estimated Actual Expenditures for Contributing Actions (Subtract 7 from 4)
  - This amount is the Total Estimated Actual Expenditures for Contributing Actions (7) subtracted from the Total Planned Contributing Expenditures (4)
- 5. Total Planned Percentage of Improved Services (%)
  - This amount is the total of the Planned Percentage of Improved Services column
- 8. Total Estimated Actual Percentage of Improved Services (%)
  - This amount is the total of the Estimated Actual Percentage of Improved Services column
- Difference Between Planned and Estimated Actual Percentage of Improved Services (Subtract 5 from 8)
  - This amount is the Total Planned Percentage of Improved Services (5) subtracted from the Total Estimated Actual Percentage of Improved Services (8)

**LCFF Carryover Table**

- 10. Total Percentage to Increase or Improve Services for the Current School Year (6 divided by 9 + Carryover %)
  - This percentage is the Estimated Actual LCFF Supplemental and/or Concentration Grants (6) divided by the Estimated Actual LCFF Base Grant (9) plus the LCFF Carryover – Percentage from the prior year.
- 11. Estimated Actual Percentage of Increased or Improved Services (7 divided by 9, plus 8)
  - This percentage is the Total Estimated Actual Expenditures for Contributing Actions (7) divided by the LCFF Funding (9), then converting the quotient to a percentage and adding the Total Estimated Actual Percentage of Improved Services (8).
- 12. LCFF Carryover — Dollar Amount LCFF Carryover (Subtract 11 from 10 and multiply by 9)
  - If the Estimated Actual Percentage of Increased or Improved Services (11) is less than the Estimated Actual Percentage to Increase or Improve Services (10), the LEA is required to carry over LCFF funds.

The amount of LCFF funds is calculated by subtracting the Estimated Actual Percentage to Increase or Improve Services (11) from the Estimated Actual Percentage of Increased or Improved Services (10) and then multiplying by the Estimated Actual LCFF Base Grant (9). This amount is the amount of LCFF funds that is required to be carried over to the coming year.

- 13. LCFF Carryover — Percentage (12 divided by 9)
  - This percentage is the unmet portion of the Percentage to Increase or Improve Services that the LEA must carry over into the coming LCAP year. The percentage is calculated by dividing the LCFF Carryover (12) by the LCFF Funding (9).

California Department of Education  
January 2022