



Kitsap Community Health Priorities

Priority 1: Adverse Childhood Experiences (ACEs)

Prevent ACEs and reduce the negative impact of ACEs

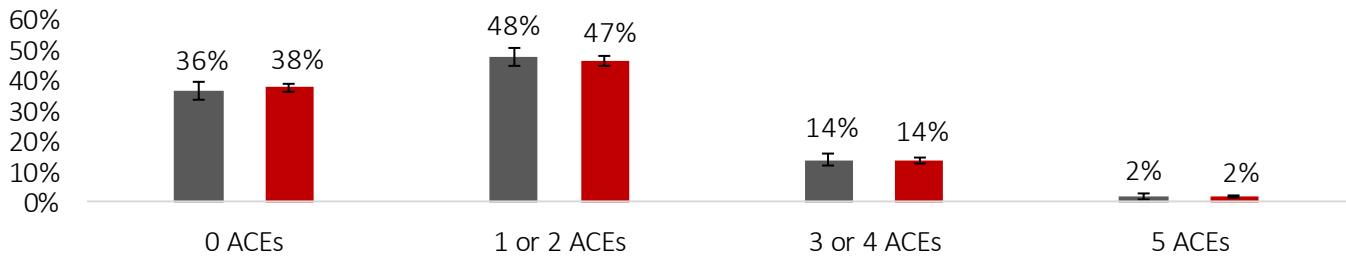
ACEs Characteristics & Impact

ACEs include experiences of abuse, neglect, and/or family/household dysfunction during the first 18 years of life.¹ Having more ACEs increases the risk for poor mental health (e.g. depression, anxiety, suicide ideation), poor health behaviors (e.g. smoking, heavy drinking, unsafe sexual practices) and poor health outcomes (e.g. obesity, cardiovascular and liver disease).²

Adolescent Report of ACEs: Kitsap Compared to WA³

8th, 10th, and 12th Grade Self-Reported Data combined (2016)

■ Kitsap ■ WA



Kitsap County ACEs & Adolescents³

10th Grade Self-Reported Data (2016)

Ever intentionally physically hurt by an adult

About 1 in 5 youths

In the past 12 months physically hurt by someone they were dating

About 1 in 8 youths

Put down or insulted by an adult or parent in the household

About 3 in 8 youths

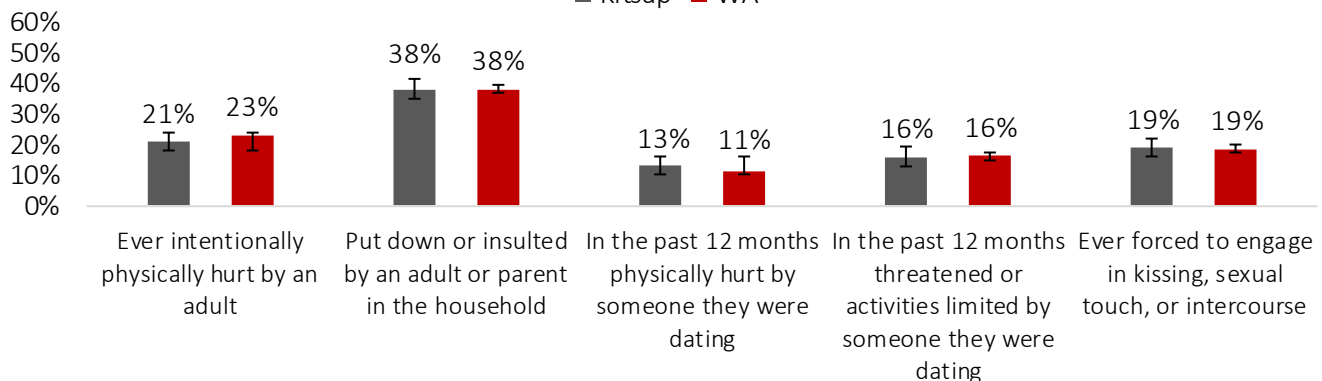
Ever forced to engage in kissing, sexual touch, or intercourse

Almost 1 in 5 youths

Adolescent Report of ACEs by Type: Kitsap Compared to WA³

10th Grade Self-Reported Data (2016)

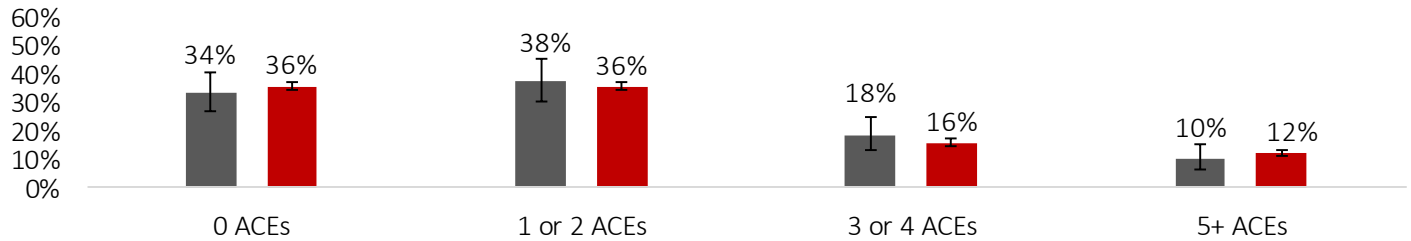
■ Kitsap ■ WA



Kitsap Adult Report of ACEs: Kitsap Compared to WA⁴

Adult Self-Reported Data (2011)

■ Kitsap ■ WA



Kitsap County ACEs & Adults⁴

Adult Self-Reported Data (2011)

Lived with a problem drinker or alcoholic

Lived with parents who abused each other

Was touched or forced to touch someone sexually

Parents were divorced or separated

About 3 in 10 adults

About 2 in 13 adults

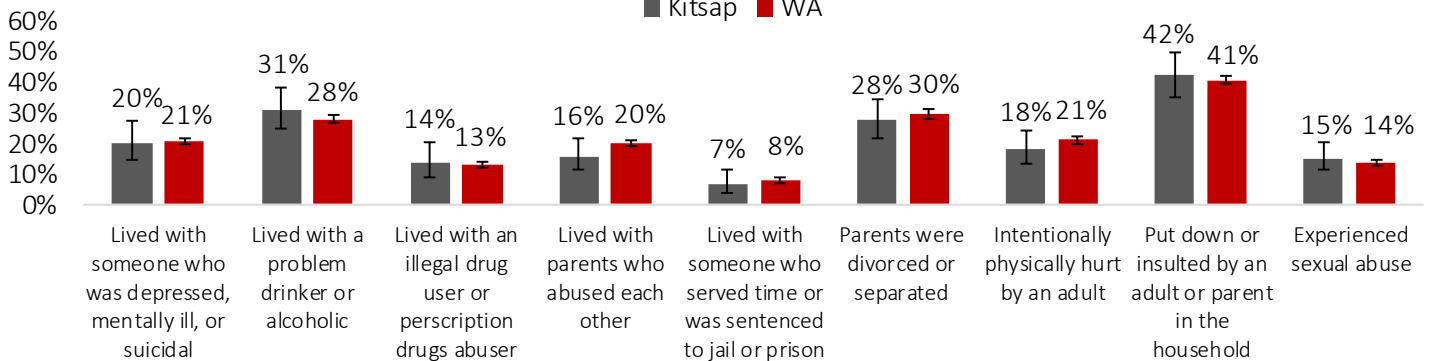
About 2 in 13 adults

About 3 in 11 adults

Kitsap Adult Report of ACEs by Type: Kitsap Compared to WA⁴

Adult Self-Reported Data (2011)

■ Kitsap ■ WA

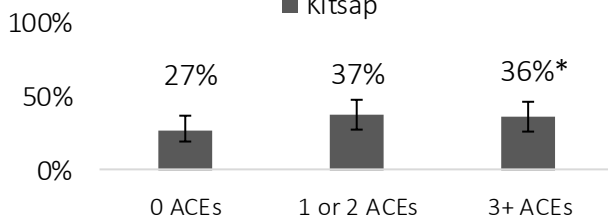


Kitsap Adult Report of ACEs & Associations⁴

Adult Self-Reported Data (2011)

Adults Who Smoked at Least 100 Cigarettes in Their Lifetime by Number of ACEs (2011)

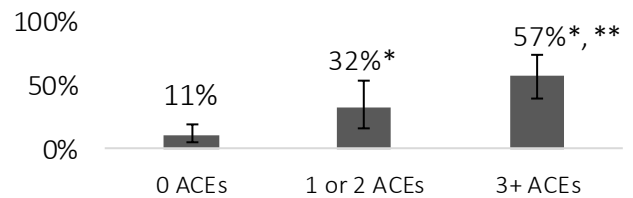
■ Kitsap



* Statistically significantly higher than 0 ACEs

Adults Who Reported 5+ Mentally Unhealthy Days in the Past 30 Days by Number of ACEs (2011)

■ Kitsap



* Statistically significantly higher than 0 ACEs

** Statistically significantly higher than 1 or 2 ACEs

Sources

1.) Center for Disease Control and Prevention (2016). Adverse Childhood Experiences. 2.) Center for Disease Control and Prevention (2016). About the CDC-Kaiser ACE Study. 3.) Healthy Youth Survey (2016). 4.) Behavioral Risk Factor Surveillance System (2011).