



OUR EPE TEAM PARTNERS HAVE WORKED INDIVIDUALLY AND/OR COLLECTIVELY ON THE FOLLOWING PROJECTS WITH MAJOR STUDIOS:

TWENTIETH CENTURY FOX:




2012

TWENTIETH CENTURY FOX

PROMETHEUS:

\$403 MILLION IN BOX OFFICE REVENUES




2011

TWENTIETH CENTURY FOX

RISE OF THE PLANET OF THE APES:

\$481 MILLION IN BOX OFFICE REVENUES



2009

TWENTIETH CENTURY FOX

AVATAR

\$2.7 BILLION IN BOX OFFICE REVENUES



2006

TWENTIETH CENTURY FOX

X-MEN 3 – THE LAST STAND:

\$459 MILLION IN BOX OFFICE REVENUES



2005

TWENTIETH CENTURY FOX

FANTASTIC FOUR:

\$330 MILLION IN BOX OFFICE REVENUES




2004

TWENTIETH CENTURY FOX

GARFIELD THE MOVIE:

\$200 MILLION IN BOX OFFICE REVENUES




2003

TWENTIETH CENTURY FOX

X-MEN 2:

\$407 MILLION IN BOX OFFICE REVENUES




2002

TWENTIETH CENTURY FOX

MINORITY REPORT:

\$358 MILLION IN BOX OFFICE REVENUES



2001

TWENTIETH CENTURY FOX

PLANET OF THE APES:

\$362 MILLION IN BOX OFFICE REVENUES

WARNER BROS.:




2011

WARNER BROS.

GREEN LANTERN:

\$219 MILLION IN BOX OFFICE REVENUES



2010

WARNER BROS.

VALENTINE'S DAY:

\$216 MILLION IN BOX OFFICE REVENUES



2009

WARNER BROS.

WATCHMEN:

\$185 MILLION IN BOX OFFICE REVENUES



2006

WARNER BROS.

SUPERMAN RETURNS:

\$391 MILLION IN BOX OFFICE REVENUES

PARAMOUNT PICTURES:



2014

PARAMOUNT PICTURES

NOAH:

\$362 MILLION IN BOX OFFICE REVENUES



2013

PARAMOUNT PICTURES

STAR TREK INTO DARKNESS:

\$467 MILLION IN BOX OFFICE REVENUES




2011

PARAMOUNT PICTURES

SUPER 8:

\$260 MILLION IN BOX OFFICE REVENUES



2009

PARAMOUNT PICTURES

STAR TREK:

\$385 MILLION IN BOX OFFICE REVENUES



2008

PARAMOUNT PICTURES

CLOVERFIELD:

\$170 MILLION IN BOX OFFICE REVENUES

WALT DISNEY:




2010

WALT DISNEY

TRON LEGACY:

\$400 MILLION IN BOX OFFICE REVENUES



2005

WALT DISNEY

CHRONICLES OF NARNIA:

\$745 MILLION IN BOX OFFICE REVENUES

UNIVERSAL:




2013

UNIVERSAL

OBLIVION:

\$286 MILLION IN BOX OFFICE REVENUES



2008

UNIVERSAL

THE INCREDIBLE HULK:

\$263 MILLION IN BOX OFFICE REVENUES

LIONSGATE:



2013

LIONSGATE

THE HUNGER GAMES CATCHING FIRE:

\$865 MILLION IN BOX OFFICE REVENUES

COLUMBIA:




2002

COLUMBIA

THE AMAZING SPIDERMAN:

\$757 MILLION IN BOX OFFICE REVENUES

SONY:




2007

SONY

SPIDERMAN 3:

\$890 MILLION IN BOX OFFICE REVENUES



2003

SONY

MEN IN BLACK 2:

\$441 MILLION IN BOX OFFICE REVENUES