

Sussex County COVID-19 Weekly Report

01/01/2020-04/23/2020

Table 1: Sussex County Total COVID-19 Cases by Municipality


Communicable Disease Reporting and Surveillance System		CDRSS STATISTICS REPORT		04/24/2020
		DATE FOR REPORT		
		FROM 01/01/2020 TO 04/23/2020		
		GROUP BY: TOTAL CASES BY MUNICIPALITY		
				COUNT
MUNICIPALITY: ANDOVER BOROUGH				2
MUNICIPALITY: ANDOVER TOWNSHIP				159
MUNICIPALITY: BRANCHVILLE BOROUGH				5
MUNICIPALITY: BYRAM TOWNSHIP				31
MUNICIPALITY: FRANKFORD TOWNSHIP				43
MUNICIPALITY: FRANKLIN BOROUGH				31
MUNICIPALITY: FREDON TOWNSHIP				11
MUNICIPALITY: GREEN TOWNSHIP				9
MUNICIPALITY: HAMBURG BOROUGH				18
MUNICIPALITY: HAMPTON TOWNSHIP				22
MUNICIPALITY: HARDYSTON TOWNSHIP				38
MUNICIPALITY: HOPATCONG BOROUGH				83
MUNICIPALITY: LAFAYETTE TOWNSHIP				9
MUNICIPALITY: MONTAGUE TOWNSHIP				16
MUNICIPALITY: NEWTON TOWN				70
MUNICIPALITY: OGDENSBURG BOROUGH				14
MUNICIPALITY: SANDYSTON TOWNSHIP				4
MUNICIPALITY: SPARTA TOWNSHIP				81
MUNICIPALITY: STANHOPE BOROUGH				17
MUNICIPALITY: STILLWATER TOWNSHIP				4
MUNICIPALITY: SUSSEX BOROUGH				4
MUNICIPALITY: VERNON TOWNSHIP				91
MUNICIPALITY: WANTAGE TOWNSHIP				35
TOTAL CASES				797

Figure 1: Sussex County Total COVID-19 Cases by Municipality

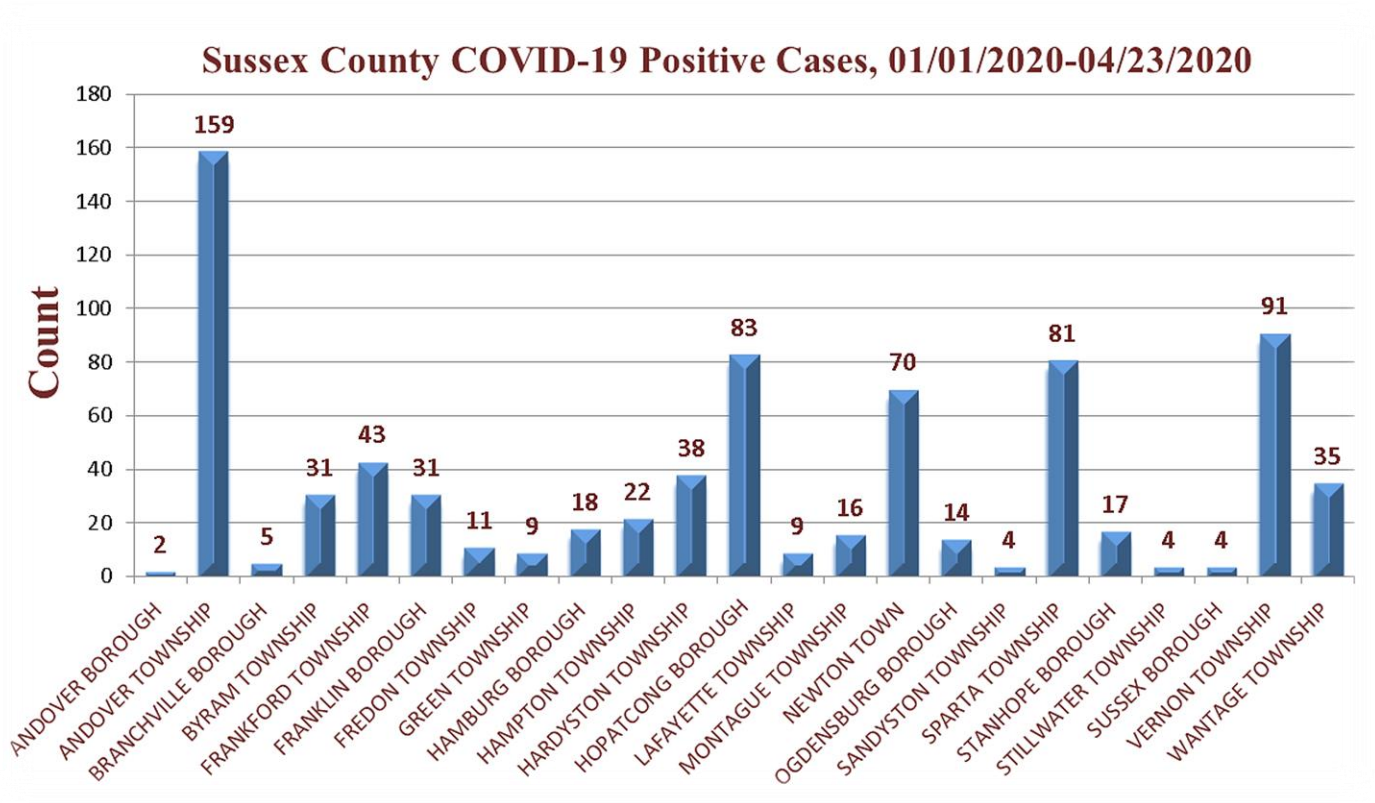


Table 2: Sussex County Positive COVID-19 Cases by Reported Date

Reported Date	Count	Percent
18-Mar-20	5	0.6
19-Mar-20	1	0.1
20-Mar-20	4	0.5
21-Mar-20	5	0.6
22-Mar-20	5	0.6
23-Mar-20	8	1
24-Mar-20	14	1.7
25-Mar-20	23	2.9
26-Mar-20	20	2.5
27-Mar-20	22	2.7
28-Mar-20	12	1.5
29-Mar-20	13	1.6
30-Mar-20	20	2.5
31-Mar-20	25	3.1
1-Apr-20	20	2.5
2-Apr-20	23	2.9
3-Apr-20	23	2.9
4-Apr-20	35	4.3
5-Apr-20	23	2.9
6-Apr-20	41	5.1
7-Apr-20	21	2.6
8-Apr-20	18	2.2
9-Apr-20	26	3.2
10-Apr-20	38	4.7
11-Apr-20	37	4.6
12-Apr-20	27	3.3
13-Apr-20	25	3.1
14-Apr-20	22	2.7
15-Apr-20	19	2.4
16-Apr-20	24	3
17-Apr-20	30	3.7
18-Apr-20	30	3.7
19-Apr-20	21	2.6
20-Apr-20	29	3.6
21-Apr-20	33	4.1
22-Apr-20	38	4.7
23-Apr-20	17	2.1

Figure 2: Sussex County Positive COVID-19 Cases by Reported Date

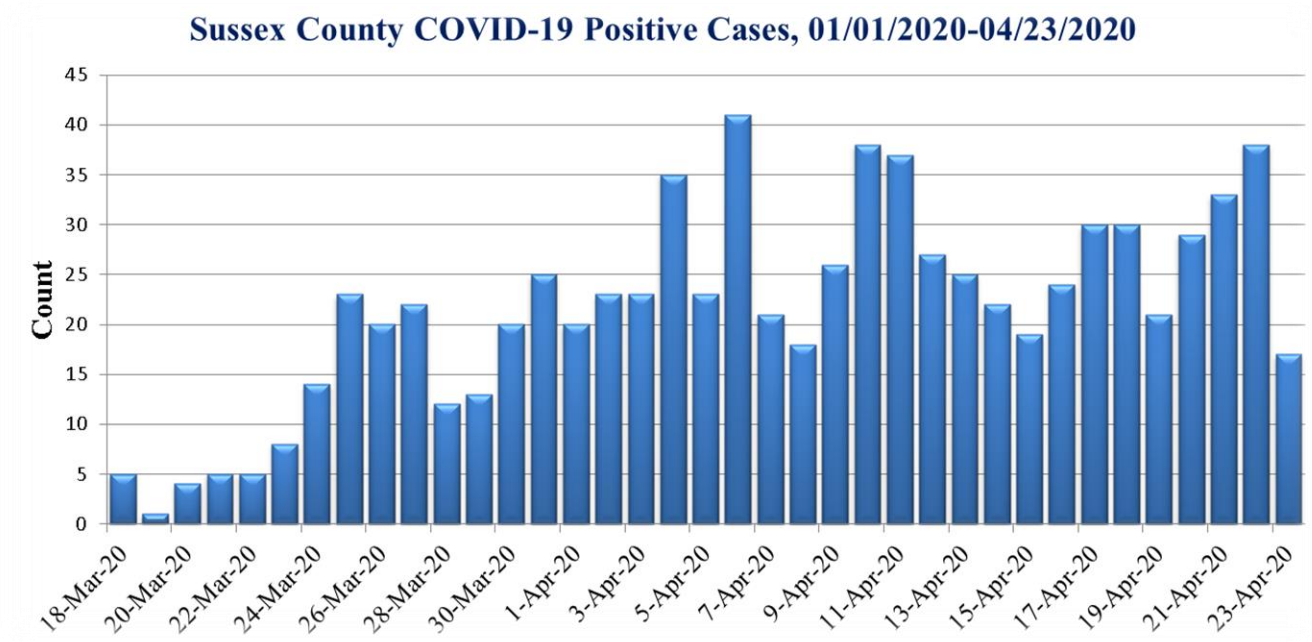


Table 3: Sussex County Positive COVID-19 Cases by Gender

Gender	Count	Percentage
Female	395	49.6%
Male	401	50.5%

Figure 3: Sussex County Positive COVID-19 Cases by Gender

Sussex County Total Positive COVID-19 Cases by Gender

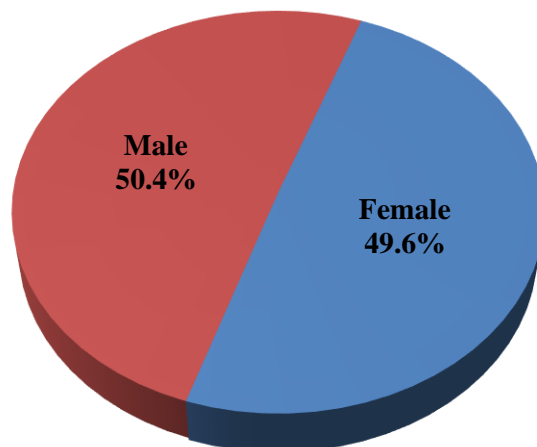


Table 4: Sussex County Positive COVID-19 Cases by Race

Race	Count	Percentage
WHITE	418	53%
BLACK OR AFRICAN AMERICAN	27	3%
ASIAN	15	2%
NATIVE HAWAIIAN OR OTHER PACIFIC ISLANDER	2	0.25%
AMERICAN INDIAN OR ALASKAN NATIVE	1	0.12%
OTHER	24	3%
UNKNOWN	310	39%

Figure 4: Sussex County Positive COVID-19 Cases by Race

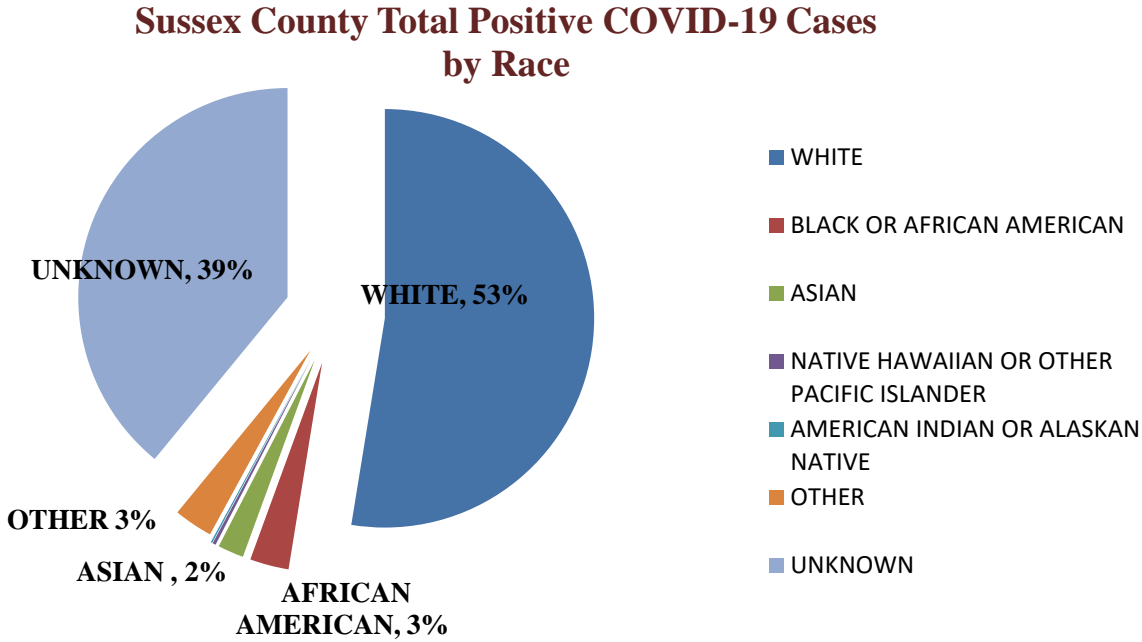


Table 5: Sussex County Positive COVID-19 Cases by Age

Minimum Age	Average Age	Maximum Age
3 Months	56 Y 4 M	105 Y

Figure 5: Sussex County Positive COVID-19 Cases by Age Group

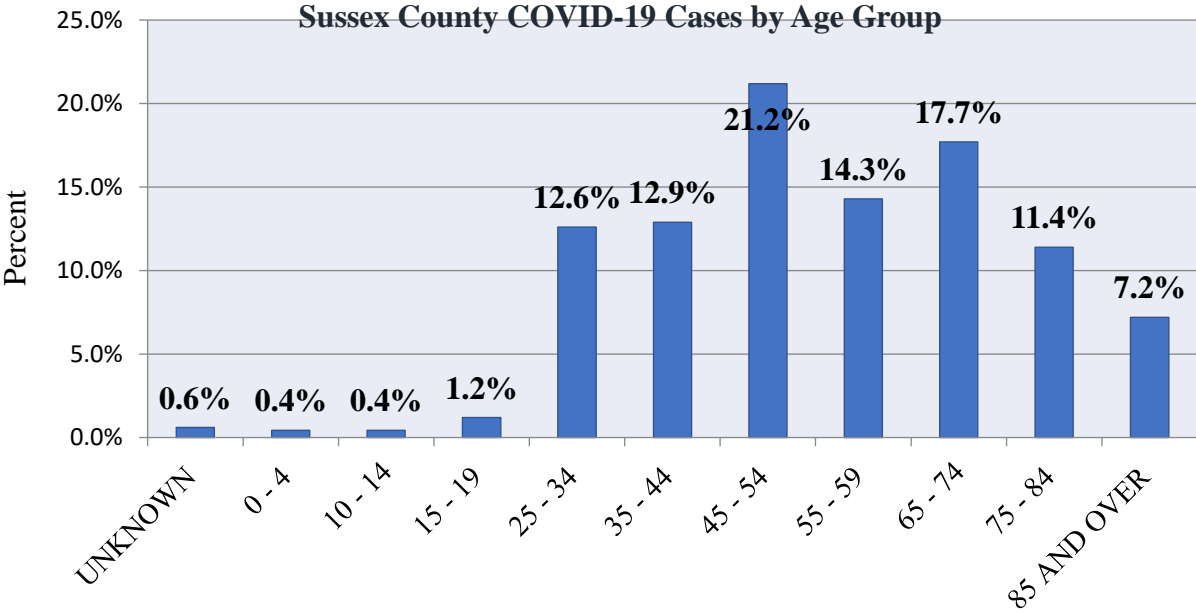


Table 6: Sussex County COVID-19 Deaths by Municipality, 01/01/2020-04/23/2020

Communicable Disease Reporting and Surveillance System

CDRSS STATISTICS REPORT

04/24/2020

DATE FOR REPORT

FROM 01/01/2020 TO 04/23/2020

GROUP BY: DEATHS BY MUNICIPALITY



	COUNT
MUNICIPALITY: ANDOVER TOWNSHIP	46
MUNICIPALITY: BRANCHVILLE BOROUGH	1
MUNICIPALITY: BYRAM TOWNSHIP	1
MUNICIPALITY: FRANKFORD TOWNSHIP	4
MUNICIPALITY: HAMPTON TOWNSHIP	2
MUNICIPALITY: HARDYSTON TOWNSHIP	1
MUNICIPALITY: HOPATCONG BOROUGH	3
MUNICIPALITY: MONTAGUE TOWNSHIP	1
MUNICIPALITY: NEWTON TOWN	8
MUNICIPALITY: SANDYSTON TOWNSHIP	1
MUNICIPALITY: SPARTA TOWNSHIP	9
MUNICIPALITY: STANHOPE BOROUGH	1
MUNICIPALITY: VERNON TOWNSHIP	6
TOTAL FOR PAT DIED: YES	84

Figure 6: Sussex County COVID-19 Deaths by Municipality, 01/01/2020-04/23/2020

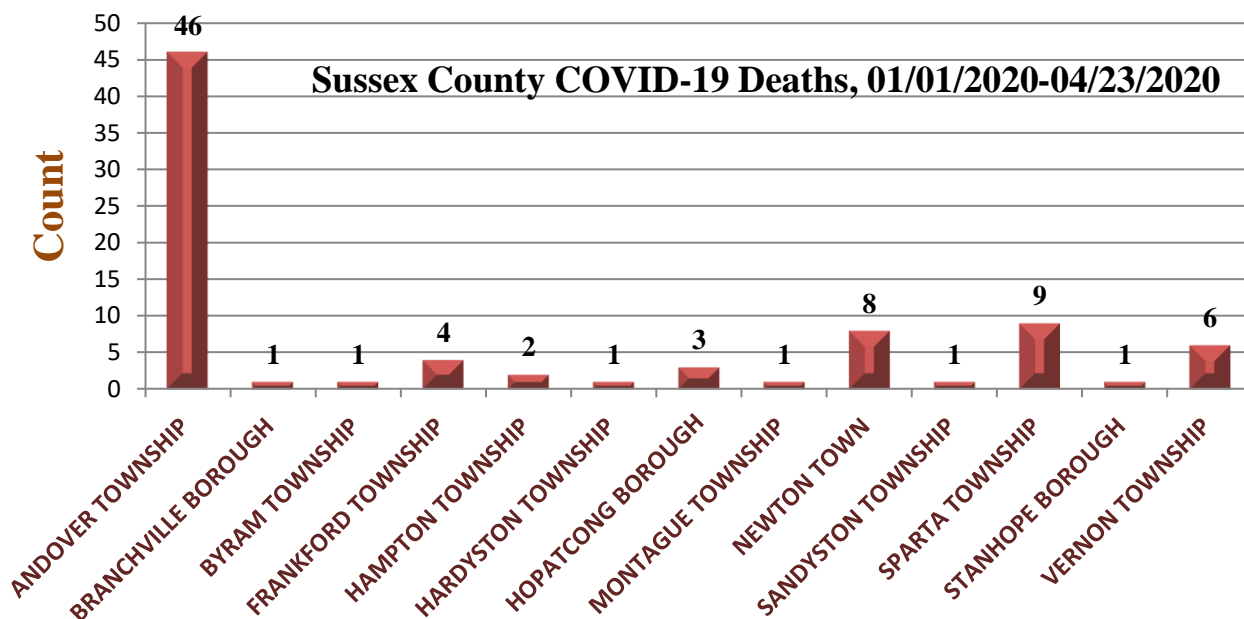


Table 7: Sussex County COVID-19 Deaths by Gender

Gender	Count	Percentage
Female	38	45%
Male	46	55%

Figure 7: Sussex County COVID-19 Deaths by Gender

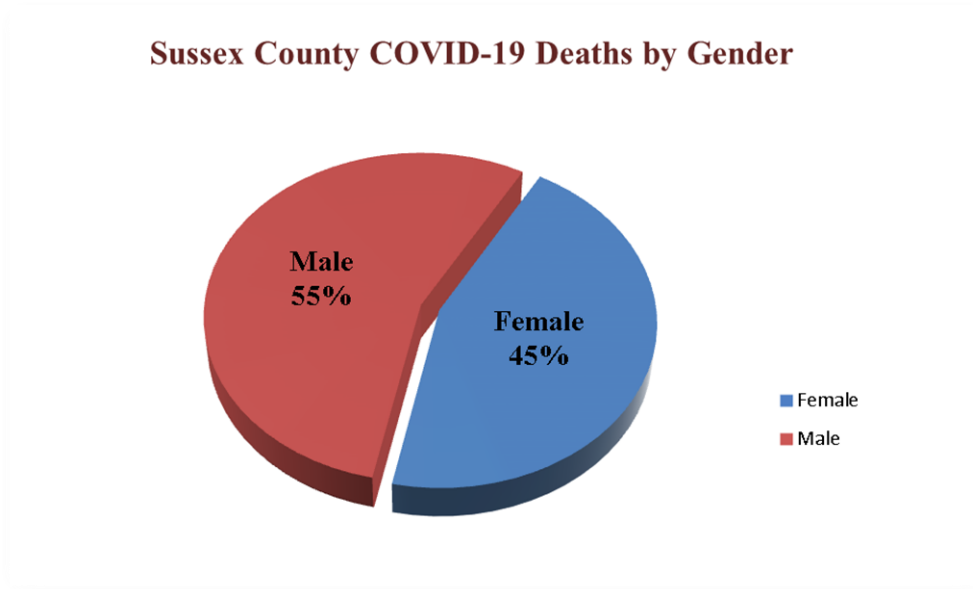


Table 8: Sussex County COVID-19 Deaths by Race

Race	Count	Percentage
White	59	70%
African American	4	5%
Asian	1	1%
Other	2	2%
Unknown	18	22%

Figure 8: Sussex County COVID-19 Deaths by Race

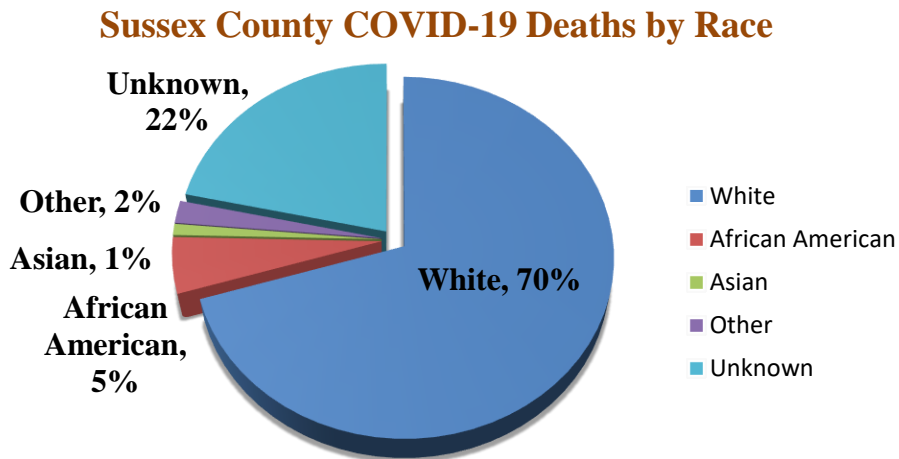


Figure 9: Sussex County COVID-19 Deaths by Age Group

