

NOMAC NEWS

Volume 8, Issue 10

October 2021

The NORTHERN OHIO MODEL "A" CLUB is a Region of the [Model "A" Restorers Club \(MARC\)](#) and a Chapter of the [Model "A" Ford Club of America \(MAFCA\)](#).

The NOMAC is a family oriented technical club, founded to share restoration and repair knowledge and experience among its members. We show our cars and drive them as well. Several NOMAC members have written extensively on various aspects of restoration. The club maintains a collection of special tools for the Model A, which are available to all members. NOMAC meets once per month in suburban Cleveland, Ohio. The focus of each meeting is a technical seminar, in which an experienced member or a guest speaker presents a how-to demonstration of some phase of Model "A" Ford restoration or repair. Meeting announcements and club news are contained in its monthly newsletter.

NOMAC Officers for 2021

President	Jamie Holzheimer	440-321-1156
Vice President	Vacant	
Secretary	Josh Madden	330-283-1623
Treasurer	Jeff Gordon	216-798-8041
Librarian	Chris Wolf	440-254-3479

NOMAC Trustees


Grant Krueger	440-503-0331
Steve Lambert	440-236-5981
Ken Kovach	216-267-9733
Jerry Siracki	440-636-3623
Bill Mann	440-653-7052

People to Contact

NOMAC News / Website	Josh Madden	330-283-1623
Good and Welfare	Josh Madden	
Senior Club Advisor	Jon Peterson	330-653-6710
Technical Director	Ken Kovach	216-267-9733
MARC Director	Ken Kovach	
MAFCA Director	Josh Madden	
Swap Meet	Jerry Siracki	440-636-3623
Tool Steward	Jerry Siracki	440-636-3623
Merchandise	Josh Madden	

NOMAC Website:

www.northernohiomodela.com



2021 NOMAC Monthly Meetings and Events

January 18	NOMAC Meeting
February 15	NOMAC Meeting
March 15	NOMAC Meeting
April 19	NOMAC Meeting
May 17	NOMAC Meeting
May 22	NOMAC Crawford Coffee & Cars
June 21	NOMAC Meeting
July 10	Amish Tour
TBD	Summer Picnic
July 19	NOMAC Meeting
August 16	NOMAC Meeting
August 21	Packard Tour and Amish Dinner
August 29	Apples and Autos Car Show
September TBD	CVNP Tour and NOMAC Meeting
September 18	National Model A Day
October 10	Apple Butter Festival
October 18	NOMAC Meeting
November 15	NOMAC Meeting & Elections
December 20	NOMAC Meeting & Dinner

Madden's Muffler – Puffing out Model A Thoughts

It has been a tough month for NOMAC, with the passing of Fred Obreza. He was not only our club president the past two years, but to many of us, a friend. He truly was a “car guy”. We as a club are indebted to him and his wife Joanne for our current meeting location and all of the events they participated in and led during their time in the club. He surely will not be forgotten.

With Fred's passing, Jamie will assume the duties of the president, so until after the elections, the role of VP will be vacant. Speaking of elections – they are next month – we have roles that need filled. You need not have been a member of the club for years, or have a Model A that's in drivable condition to be a Board or Trustee member. In fact, I didn't even have a car when I assumed the Secretary position when I first joined the club. All that is required is a positive attitude and willingness to give a little bit of your time. We will complete the ballot at this month's meeting, but if in the meantime you are interested in running for, or learning more about a position, please send Jamie and myself an email!

At this month's meeting, Ken is going to give a presentation on how to winterize a Model A. It's unfortunately that time of year again – in fact, my Vicky is tucked away in her bubble until the spring.

Don't forget we have a meeting on the 18th!

○ -Josh

P.S. Thanks again to Skip Schweitzer for his contribution to this month's newsletter!



Upcoming Events

- October 18, 2021 – Monthly Meeting – Walton Hills Police Station
- November 15, 2021 – Monthly Meeting and **2022 Elections** – Walton Hills Police Station
- December 20, 2021 – Monthly Meeting – Dinner TBD

Health and Wellness

Please keep Bob Deeks, Rod Feldman, and Steve and Erv Lambert in your thoughts. Let Josh know if you know of anyone else in the club that is unwell.

On The Road With...

By Skip Schweitzer

Adventures with Skip and Jerry Finding Model A Parts

September, 2021

“Now what in God’s name are we supposed to do with this?” Uttering my typical response to a pile of well rusted beyond saving pile of parts, I walked around the remains of this Doodlebug looking for anything salvageable. The first thing Jerry and I noticed was that, despite the totally rusted, ruined and mostly not there body and support parts, it did have a Double “AA” rear axle, truck wheels and differential hooked to the completely rusted and hopelessly seized engine with a four-speed truck transmission and bell housing. Cars and trucks of that era used the same engine. The gas tank seemed to be holding “liquid” of some sort, though what remained of the sawed-off cowl supporting it could only be described in words more superlative than horrible. The frame seemed intact. Hmnnnnnn!


We got the tip from an old parts customer that he had an old Doodlebug next to his shop that he retrieved out of a field some years ago. Correspondingly he had a second one in his shop that he had been slowly working on that was in better shape—the one he had been buying parts for. Doodlebugs were the off road, slapped together contraptions that people of the 1930’s and 40’s put together to run about the farms picking up produce or delivering hay and such. These were frugal times for our nation, coming out of a major depression and then readying for war. So very little went to waste. Model “A”s, being touted and advertised as “anybody with a crescent wrench and a screwdriver can fix one of these”, did not escape the visions of the farm home mechanics. When they wore out, they were parked in the field or next to the barn until someone started gathering up the hulks and cobbling makeshift vehicles from the usable parts to aid with the farming chores. These most generally took the form of a sawed-off cowl (windshield removed) and front hood, no fenders, sitting on a frame with a piece of wood as a bed. Generally, there was one seat attached though sometimes two seats were incorporated. It is said that during that time period, as long as it didn’t have more than one seat and had only a flat bed and no windshield, the local cops didn’t “pay it no mind any more than they would a tractor or farm machine”. Somewhere along the line, as Model “AA” trucks wore out, their parts were incorporated into these contraptions giving them ultra-low gearing and very big tires. Being so light was a disadvantage but all that low gearing and wide tires made them unstoppable and likely the forerunners of the jeep. What to do? Doodle bugs in good running condition, regardless of whether they have truck transmissions axles and such or just plain Model “A” running gear, can command a selling price of 3-5K. This one, however, was just parts in indescribably rough condition. Maybe he should pay us to haul it away. Well, objectively, the gas tank has some value because it is still holding “something”! Model “A” gas tanks are not reproduced so the restorer must take whatever he has to a gas tank renewer (yes, there are such animals and they are not cheap) and have it remade. (Mine cost me

\$500 ten years ago to be remade). So, the gas tank has some value. Four speed truck transmissions are in short supply as are the two-speed differential, axle and wheels. Those have some value. Presumably the frame has some value. Beyond that the rest is \$7 a pound scrap metal. Now, think about the labor in getting all these pieces apart as well as dragging it home in the first place. Maybe a hundred dollars is too much to pay


-Skip

Model A Day at the Gilmore Museum











Meeting Minutes

NOMAC Meeting

Walton Hills Police Station

9/19/21

- 14 members in attendance
 - Including 2 guests

Club Business

- Treasurer's Report
 - Expenses totally \$78 and income totally \$67
 - CD was converted into the checking accounting
 - Now have a total of \$9,373
- Secretary's Report
 - Notes printed in newsletter – nothing new to add

Tours/Shows

- Model A Day – 9/18 – 8 NOMAC members and 2 cars made the trek to Gilmore
- Apple Butter Festival – 10/9 at Century Village
- Hungarian Church on Westside– 10/10
- Piston Power rumored for 2023
 - Ken needs club banners back

New Business

- Upcoming elections
 - Elections are in November
 - All positions and trustees are open and available
 - Current slate of candidates:
 - Trustees – Skip Schweitzer, Ken Kovach, Jerry Siracki, Dan Gress, Jon Peterson, Grant Krueger
 - President – Vacant
 - Vice President – Jamie Holzheimer
 - Secretary – Josh Madden
 - Treasurer – Jeff Gordon
 - Webmaster – Bill Mann
- Club Dues
 - Josh Madden made a motion to lower 2022 dues to \$20
 - Seconded by Jerry Siracki and approved unanimously
- Club Funds
 - What should the club do with money it has in bank?
 - Membership Program
 - Ads/flyers
 - Buy tools
 - Attendance awards

- Business cards
 - Ken to talk to Tony
- Committee needs to be formed to create budget to work with

Give me a BRAKE! Part 2

By Josh Madden

“Let’s get these installed and cruising this weekend”

October, 2021

To pick up the brake job story from last month, I got the brakes fitted and began to install them back on the car. They were absolutely beautifully restored. I started with the fronts and then moved to the rears. Easy peasy. I then worked on the rear, hooking up the emergency brake. I had been told by folks that the E-brake spring is the most difficult part to install on a Model A. Great. Exactly what I’m looking forward to. I began working on the driver side. I ripped open the bag from Snyder’s that had the new springs – looked at them and saw they were identical. Ok, lets start. An hour later I’m sweating, covered in grime and my BP is spiking. What in the heck is going on? This won’t go on. Now I’m no Ken Kovach when it comes to wrenching, but I’m also not a total moron. I give up and move to the passenger side – boom get it on in less than 5 minutes. So now I’m wondering what the heck is going on? Move back to the driver’s side and am just looking at the setup wondering what’s going on. I find the old springs and look and low and behold the driver side and passenger side are different!!! YOU’VE GOTTA BE KIDDING ME! So, I put the old spring back on the driver side. Now that the “worst part to install on an A” is done, I’m feeling pretty good.


Well, I should have known better. That’s my fault. What possibly could be the issue you ask? Well as I begin to hook up brake rods and begin the adjustment process, I notice the front, passenger brake shoe isn’t releasing off the drum – I pull it back off and notice the shoe isn’t retracting into the wedge. The top, brake adjust shaft (pictured) that is connected to the shoe isn’t all the way back into the adjusting wedge. Interesting. I keep messing around with it, Dad looks it over. We swap shafts on shoes, take the wedge out. What the heck it wont seat when performing the adjustment process. I’m totally bummed at this point. It looks like a trip back to Snyder’s is in my future. TO BE CONTINUED NEXT MONTH.....



Brake Adjusting Shaft



Brake Adjusting Wedge



Classifieds

For Sale

Many used parts, some rebuilt, for sale. Too many to list! – Jerry Siracki 440-636-3623 – No texts please

NOMAC Tools Available to Members

- | | |
|--------------------------------------|--|
| 1. Engine Number stamps | 9. Crank ratchet nut wrench |
| 2. Cowl Light locator punch | 10. Hinge pin puller |
| 3. Rear seal installer | 11. Gas gauge tool |
| 4. Rear spring spreader | 12. Cam nut wrench |
| 5. Wheel spinner for painting wheels | 13. Steering wheel puller |
| 6. Brake shoe arcing machine | 14. Spring compressor for the shift level keeper |
| 7. Pinion puller | 15. K-R Wilson wheel puller |
| 8. Pinion nut wrench | |

Rules for Tools

1. Pick up tool when work is ready to be performed.
2. Return tools promptly or bring to next meeting.
3. If another member needs the tools, he/she will be given your phone number/email and in turn will be requested to follow number 2.

Call Jerry Siracki at 440-636-3623.

Services Offered

Need some work done on your Model "A"? Here is a list of businesses and/or people who are known entities and have been recommended by club members. These services are tried and true. Have you had good service? Please add to the list so that we all know where to go!

PARTS

- John Holland 7208 West law Rd. Valley City Oh. 330-483-3896
 - Carburetors, Model "A" Parts
- Gene Brolund, 131 Singer Ave, P.O. Box 224, Grand River, Oh 440-352-8005
 - Steering boxes, carburetors, windshield wipers, others
- Paul Eippert, Model "A" Parts Mineral Ridge, OH 330-652-0038
- Snyder's Antique Auto Parts, 12925 Woodworth Rd 888-262-5712
New Springfield, Oh 44443
- Bratton's Antique Auto Parts, 1606 Back Acre Circle, 301-829-9880
Mount Airy, MD 21771
- Mac's Auto Parts, 6150 Donner Rd., PO Box 238 877-220-8230
Lockport, NY 14095

SALVAGE

- S & W Auto Salvage 10635 Shanks Rd, Garrettsville 330-307-3139
 - Specializes in 1920s, 30s, 40s, 50s automobiles and trucks
- Budds Auto and Truck 2350 SR 14 Deerfield, OH 44411 330-947-2002
 - Parts '59 and older whole cars and trucks

RESTORATION AND MECHANICAL WORK

- Don Davison, 11408 Wheeler Rd. Garrettsville, Oh 330-357-6290
 - All aspects of restoration body, engine rebuilding
- Zembur Enterprises Mechanical Work, N. Lima OH 330-549-3605
- Matlins Transmission, Aurora Ohio contact Matt 330-562-6734
- Buckeye Auto Electric, Painesville, OH, Joe Mazzone 440-354-2060
 - Specializing in antique autos, Model "A"
- Integrity Auto Care, Akron, fixing horns Philip Evans 330-689-2100

UPHOLSTERY

- J's Upholstery, 6865 Tallmadge Rd., Rootstown, Ohio 44272 330-325-1610
- Sutton Upholstery Jim and Ike Sutton 3505 North Ridge Rd. Perry, Ohio 440-361-0049
 - Good quality, reasonable auto upholstery
- Portage Trim, 3097 Ohio 59, Ravenna, OH 44266 330-296-5511
- Sullivan Upholstery LLC, 12 TWP. Rd. 1281, New London, Oh, 44851 419-929-1400

PAINTING/PINSTRIPING

- Chip Judd, pin striping on cars. 4296 East River Rd. 440-258-1075
Sheffield Village, Ohio 44054
- Custom Paint and Detail, painting and Pin striping, Matt Smith 330-571-4595

SANDBLASTING/POWDER COATING

- Summit Powder Coaters, 619 S. Van Buren av. Barberton, OH 330-753-7040
- Diversified Maintenance—Sandblasting Michael Molnar 330-549-3605
N. Bloomfield, OH
- Custom Sandblasting and Priming (Summer only) Daniel Gingrich 330-565-2618
16640 Madison Rd. (SR 528) Middlefield, Ohio 44062 440 548-5866
- Backwoods Blasting and Powder Coating, Kent, OH 330-678-0048
Ask for Doug

INSURANCE

- Hagerty Insurance, Contact Jim Englert, Kim Todd 419-271-3835
419-271-0049

OTHER

- Ameriprint, Printing, copying and graphics, Olmstead Falls 440-235-6094
Contact Tony Caterino
- License plate restoration Joe Ledford, 3 Ledford Ln, P. O. Box 83 H 919 365-7176
Wendell, NC 27591-7207 jlaverne@bellsouth.net C 919-271-1197