

Since 1948 Exploring the Wonderful World of Beekeeping Together

The Bee Buzzer

Monthly Publication of the

Northeastern Kansas Beekeepers' Association

VOLUME 75, NUMBER 10

EDITOR: CHERYL BURKHEAD

October 2023

General Meeting

**Monday, October 16, 2023 (7:00 p.m.)
(IN PERSON ONLY-website for updates)**

Douglas County Fairgrounds Bldg. 21N
2110 Harper St., Lawrence KS

Directions: The address is 2110 Harper St. It is easily accessible from 23rd Street. Turn north on Harper Street and it is just a few blocks. We are in Building 21 North, which will be on your left after you turn into the fairgrounds.


Main Program: "Backyard beekeeping, home-based businesses and the Kansas Constitution. How they're related and why they matter. "

Sam MacRoberts from the Kansas Justice Institute will be our guest speaker this month. Sam is General Counsel and Litigation Director for KJI and is a beekeeper himself. Sam was the lead counsel for the recent lawsuit in Ottawa, KS to allow small-scale urban agriculture within the city limits, including beekeeping. Come and hear about the case, its larger impact, and ask any questions that you may have. This is a meeting you won't want to miss!



Beelines

By President Ed Darlington



Hopefully you have completed all your tasks to make sure your hive(s) will overwinter well. As member of NEKBA, your most important job temporarily switches from caring for your bees to the NEKBA board election scheduled for our last in-person meeting this year which is November 20, 2023.

Please take time to seriously evaluate your role in NEKBA and consider becoming a board member. The dedication of current and past members of the board has allowed us to become the vibrant organization that we are. This does not come easy or without some sacrifice. Please take the time to speak with one of our current board members and make known your willingness to become a board member.

Our selection committee is in the process of recommending the filling of upcoming vacancies. At this point in time, we are facing the replacement of the following positions: Board President, V.P./Honey Plants, V.P./Librarian, Editor, and Funday Coordinator. Members of the Selection Committee (nominating committee) are: Joli Winer, Becky Tipton, Cheryl Burkhead, Kristy Sanderson, and Ed Darlington.



2023 Meeting Dates:

- *Sunday, October 8, 2023, 1:00 pm
Open Apiary @ Pendleton's Country Market, 1446 E 1850 Rd, Lawrence, KS.
- October 16, 2023, General Meeting, Douglas County Fairgrounds, 2110 Harper St., Lawrence, KS @ 7 pm.
- November 20, 2023, General Meeting, Douglas County Fairgrounds, 2110 Harper St., Lawrence, KS @ 7 pm.



NEKBA Bee Yard and Teaching Apiary

Join us on Sunday, October 8th at 1 pm to get the NEKBA bees ready for winter. This will be our last Open Apiary for the year. We will check the hives, do a mite check, put in entrance reducers, feed if needed and treat mites. Our hives were started with a grant from the Great Plains Master Beekeepers group. We have 4 hives that we started from packages. It's been fun to watch their progress.

The hives are located at Pendleton's Country Market, 1446 E 1850 Rd, Lawrence, KS 66046.

These events are free, but we do ask that you text or call us to let us know that you are coming. Please wear long pants and bring your bee suit. We will have a few suits available. We will go through the hives looking for eggs, brood, drones, and queens. We will review lighting a smoker and testing for varroa and we'll answer your questions and talk about what you should be seeing in your hives.

- Sunday, October 8th 1:00 pm. Check out the website for updated information at <http://www.nekba.org/>



The Kansas Honey Producers had another successful year at the Kansas State Fair. A big thank you to all who helped. Several from our area club came to Hutchinson to volunteer at the Kansas State Fair.

We had good representation at the honey show with several NEKBA members placing in the youth and adult divisions. We had 3 good days of set up and then 10 consecutive days of selling. Every day we held a 30-minute presentation or demonstration that was given by a NEKBA member in the Pride of Kansas building. The public is always interested in learning about beekeeping. They were curious about why honey crystalizes and eager to learn how to bring it back to liquid. It's always amazing the amount of honey straws that are sold during the fair. This year, Steve Tipton, Cheryl Burkhead, and Jane Kill made and donated homemade Kansas honey straws. On the weekends, families would be lined up 7-8 people deep waiting to buy honey straws. The Kansas Honey Producers Association greatly appreciates your support of the Kansas State Fair. Next year the state fair is September 6-14 so mark your calendars and come join us in Hutchinson. We appreciate all your help.

Kristi Sanderson, Special Events Coordinator



It's time for our annual election of officers. Although these elections won't have the impact of our local or national elections, they do affect the smooth running of our association and where we put our focus for the next year. Toward that end, the nominations committee, met via Zoom and proposed various members who have shown leadership or who have expressed an interest in helping guide this organization. Here is a list of our nominees.

President: Cheryl Burkhead
2nd VP (librarian): Michael Hewitt
3rd VP (Honey Plants): Jo Patrick
Funday Chair Person: ***
Newsletter Editor: Tim Marshall

At our next meeting, each of these people will have the opportunity to say a few words. The person nominating them may also say a few words on their behalf. We will also accept nominations from the floor. If you wish to serve, please do not hesitate to let someone know so you may be nominated. There are multiple ways to serve this club. We have several committees needing members and volunteers. We are an entirely volunteer work force. Please plan to attend our **November meeting** to vote on these officers.

***No candidate but Joli Winer has agreed to act in this capacity for only 1 year. Anyone wishing to pursue the FunDay Coordinator position should serve on the FunDay committee and work with Joli this year. The FunDay committee will divide the jobs associated with FunDay and work together to plan our annual event. Please contact any one of the nomination committee members if you are interested in working with Joli as a mentee or being part of the FunDay committee.

Nominating Committee



Ol' Bee Gal

We choose to live in an area of diverse seasons. I try to embrace each season's arrival and transition on into the next season. I love the green of early spring leaves-it's nearly chartreuse color. These give way to the flowers of summer and if you are a beekeeper, you know that summer has seasons of flowers. Early nectar and pollen sources. Clover-the main dish of summer for our bees. The flowers of fall; goldenrod, asters, and sunflowers; so beautiful in their golden glory and so appreciated by our bees and our eyes. This gives way to the

maples showing every warm color imaginable. Last, the crisp blue of winter sky can take our breath away. Each season has delights and challenges. The beekeeper says the bees have 2 seasons, winter and getting ready for winter. Are your bees ready?

Our Shawnee North Community Center class is over for the year. Thank you to all who joined us this season. I think we have a couple of new beekeepers who are serious about this hobby. If you want to be successful, you must be serious. If you are considering beekeeping as a hobby or know someone who has expressed interest, NOW is a great time to begin. We have a list of excellent resources for your winter reading and/or watching. Our (NEKBA) beginning beekeeping classes start in January. If you have had bees for less than 5 years, the bees have already taught you incredible things. But there is ALWAYS more to learn. Please plan to attend this year's classes and continue the learning process. Steve and I almost always attend a national meeting each year to hear about what's on the horizon of beekeeping. The American Beekeeping Federation meeting is in New Orleans this year. We hope to attend!

With fall, our interests turn to eating some of the delicious honey harvest. Friends decided to host a mini-Oktoberfest. (The weather was touching 90 degrees but that didn't stop us.) Brats, German potato salad, German red cabbage, and German Bienenstich (Bee Sting Cake), and some great dark beer. Celebrate your harvest and make this incredibly yummy dessert.

This recipe is from

www.internationaldessertsblog.com. Thanks Cate!

German Bienenstich (Bee Sting Cake)

Cake

1 1/2 - 1 3/4 cup flour
2 TBSP sugar
2 tsp yeast (fast rising)
pinch of salt
1 egg
1/4 cup butter (melted)
1/3 cup milk

Topping

1/2 cup butter
1 TBSP honey

6 TBSP sugar
1 1/2 TBSP heavy whipping cream
1 tsp vanilla extract
3/4 cup sliced almonds

Filling

2 cups heavy whipping cream
3-4 Tbsp instant vanilla pudding powder (to taste)
1 tsp vanilla extract

Instructions:

Mix flour, sugar, yeast, and salt together in a medium sized mixing bowl. Add melted butter, egg, and milk. Mix with a wooden spoon until a soft dough forms into a ball. If the dough is sticky, add a little more flour until it no longer sticks to your fingers. Knead dough 5-7 times in the bowl until it looks and feels smooth. Cover dough with a towel and let it rest for 30 minutes.

Pre-heat oven to 350F.

To make the honey almond topping, melt butter, honey, and sugar, in a saucepan over medium low heat. Once the butter has melted, add the cream, and then mix until the sugar is dissolved. Remove saucepan from heat and stir in sliced almonds and vanilla. Keep the topping warm until you're ready to use it.

Place a sheet of parchment paper in an 8x8" baking pan so the edges hang over the sides. Press dough into the pan and then prick dough several times with a fork. Pour the topping onto the dough and spread evenly. Bake for about 30 minutes. The topping will be golden brown when done.

Let the cake cool in the cake pan for a few minutes. Grab the sides of the parchment paper and transfer the cake to a wire rack. Let the cake cool for 10-20 minutes. When the cake is cool enough to touch, use a long-serrated knife to cut the cake lengthwise in two thin layers. Transfer the top layer to a cutting board and use the same serrated knife to cut the top layer (the one with the topping) into 6-9 serving sized pieces.

While the cake cools, prepare the filling. Pour the heavy cream into a medium sized mixing bowl. Add the pudding powder and vanilla and beat to soft peaks.

Place the bottom cake layer on a plate. Spread the filling on the bottom cake. Then carefully place the top layer pieces on the cream filling, piece by

piece. Cover or wrap cake in plastic wrap and chill in the fridge for 1 hour or until the filling is set.

When you're ready to serve the cake, let it warm up for a few minutes before slicing and serving. Be careful to not press down too hard on the top layer when cutting the bottom layer because the filling will spill out. This cake is best eaten the day you make it.

Becky Tipton

ASK QUINBY & REMI



Dear Quinby and Remi: I have 5 hives. I treated 4 of my hives for varroa but I did not treat the 5th one and now it is loaded with mites! I didn't treat it because I had purchased a Russian queen and I thought that it was immune to varroa mites- that the Russian bees could control the mites. Where did I go wrong?

Quinby and Remi Answer: The Russian Bees are not mite free; no line of bees is mite free; however, they do have a reputation of being mite resistant. That does not mean that you should not also test those hives for mites and treat them if your mite check warrants it. This is especially true if you have bees with other genetics in the same yard as their mite loads may be higher and those mites may have spread to the Russian hives. Of course, the opposite is true too; if you don't check your mite load in your Russian hive, but you treat your other hives for varroa, the mites from the Russian hive could spread to the treated hives.

Dear Quinby and Remi: Because of the heat and then we went on vacation, we haven't pulled all our supers and applied timely mite treatments. I'm

afraid the bees won't make it through the winter. Any thoughts on how we should proceed?

Quinby and Remi Answer: This sounds like it was written by one of our humans! They are in the exact same situation! Our advice is to just try to get caught up! Get your honey off, treat your hives for varroa, feed any hives that need it and get those entrance reducers on as soon as possible! All you can do is your best! There's no point feeling guilty, maybe next year you can do better. Make sure that you do a follow up treatment with an oxalic acid dribble in November or December for a varroa clean up.

Dear Quinby and Remi: I have some bees on a friend's property. How much honey should I give them?

Quinby and Remi Answer: When you have bees in an out yard on someone else's property, the best advice is to state, up front, what you will give to the land owner. If you don't, they may expect ½ of your honey! Our humans give a gallon to the land owner plus some creamed and comb honey if they have it. Joli sometimes adds some soaps and lip balms. If Cecil has made some candles, they may add some of those, too. They usually have 8-12 hives in one yard. But they only promise 1 gallon of honey. They do ask if they want it in a gallon or bears or 1 lbs. Sometimes they want to give it as a gift to others.

Dear Quinby and Remi: Do you have any suggestions on how I can improve my beekeeping skills over the winter? Classes to take or meetings to attend?

Quinby and Remi Answer: Attend the club meetings! Meet beekeepers in your area. Attend the Kansas Honey Producers meetings. These meetings are usually small, and you have a lot of time to visit with other beekeepers. They always have a national speaker or two which makes them very interesting. The meetings are held twice a year in Salina. The next one coming up is November 10 & 11. For information go to the www.kansashoneyproducers.org website. Attend one of the national meetings. The American Beekeepers Federation is in New Orleans, LA January 10-13. The Hive Life Conference is in Sevierville, TN on January 4-6, and the North

American Honey Bee Expo will be in Louisville, KY on January 4-6.

Quinby and Remi would love to answer your questions. Contact them by emailing their owner at heartlandhoneyks@gmail.com.



Tips for October

- Make sure that your hives have heavy bricks on them to keep our Kansas winds from blowing them off.
- Make sure your hives are tipped slightly forward so water won't pool in the back of the hive and cause moisture problems in your hive over the winter.
- Mow and weed-eat around the hive entrances.
- After extracting your honey, store your supers with paradichlorobenzene to keep the wax moth out. Do not store your supers in plastic garbage bags as this acts as an incubator for the wax moth.
- Take the time to inventory your equipment so you can spend the winter putting new equipment together or repairing your equipment.
- Take an inventory at your bee yards to see what equipment you need to repair or replace over the winter.
- Get your entrance reducers on this month. As the nights turn cool, mice are looking for a nice warm place to spend the winter. They can sure do a lot of damage. If you are using Formic Acid to treat for varroa, do not put on the reducers until those treatments are completed. Check for mice before installing mouse guards.
- Check your hives for food stores. The top hive body should be packed full of honey. If it isn't, you should feed the bees some syrup. If mixing your own syrup, in the fall, the mixture should be 2:1 sugar to water by weight. That would be 8 lbs. sugar to ½ gallon of hot water. Do not use

corn syrup or any type of syrup that you purchase at the grocery store.

- Get your honey off as soon as possible. If you are leaving supers on your hives, make sure and take off the queen excluders so the bees won't move up into the honey super and leave the queen below!
- Check the frames in your brood chambers. Make sure you have a queen that is laying and that you have brood. If you find a queenless hive this time of year, it is best to combine it with another hive. Always take your losses in the fall. At this point, you can still save your equipment from wax moth damage. You can always make a split and get a new package or nuc next spring.
- Inner covers should have the deep side down over the winter months.
- Prepare a windbreak if your bees are exposed to the north wind.
- Close off screened bottom boards
- Analyze and record brood patterns-which queens did best?
- Renew your NEKBA membership as soon as possible!



A Season of Change

Fall is a season to sit back and review the harvest, the triumphs, and setbacks, and all that we want to complete over the remaining few months of the year. With each challenge as beekeepers, we work diligently to figure out a solution that may work.

One hurdle that is easier to overcome is to add good quality nectar and pollen plants for your honeybees. Utilizing the entire growing season is critical to setting your colonies up for success. Incorporating late Summer and Fall blooming pollinator plants into your landscape will increase the hives' ability to thrive with late season resources.

Here is a list that will improve your season-long bloom cycle well into October.

- Autumn Joy Sedum
- Brown-eyed Susan
- New England Aster
- Stiff Goldenrod
- Gaillardia or Indian Blanket
- Heath Aster
- Joe Pye Weed
- Nippon Daisy
- Helenium or Sneezeweed
- Stonecrop Sedum

Always remember when designing the layout of your plantings, arrange and group multiples of each




Autumn Joy Sedum

variety. This will more readily attract pollinators and maximize their ability to collect larger amounts of quality nectar and pollen resources.


The months of October, November, and December are best times for planting and establishing young root systems. Planting up until the ground is frozen

will offer a better success rate on establishment.

Don't forget to regularly water your new installs and enjoy the experience of more blooms for future years.



Sneezeweed



Gaillardia

Chad Gilliland, Honey Plants Chairman



Tabatha Maddox is this year's Veteran Apprenticeship recipient and started beekeeping only this year! She is a disabled Army veteran who lives in Shawnee and came to Kansas in September 2022. A 5-frame nuc was installed into a brand-new hive on April 29th of this year and the ladies have been working hard ever since! By mid-May the second hive body was added and some drone brood was seen. The first super was added in early July, but the bees were entirely uninterested in building out that comb. While Shawnee isn't as dry as other parts of the state, it's assumed the new colony just didn't want to spend the energy in building up new frames during the scarce conditions. Tabatha is connected to a mentor in the Shawnee area who will help with fall feeding and winter preparations. She is hopeful next year will bring actual honey to share with friends and family. Thank you NEBKA for the education and community guidance!

If you are a member of a veteran organization or know a veteran, please bring this opportunity to their attention. More information about the scholarship can be found at:

<http://www.nekba.org/scholarship.html>

Buck Bradley, Military/Veteran Appr. Liaison

**SUBSCRIBE TO A MONTHLY BEE MAGAZINE.
STAY INFORMED.**

[Bee Culture Magazine \(link\)](#)

[American Bee Journal \(link\)](#)

Use the links to subscribe directly...annual subscription rates under \$5 per month for both! This is fantastic information right at your fingertips.

As part of your beekeeping experience, it's important to be up to date with the trends in bee biology, honey processing, the industry, and much more!



Third Thursdays- Extracting More Money from your Hives- Value-Added program

The Kansas Honey Producers Association- 3rd Thursday, **Extracting More Money from your Hives** is at 7pm CST on Thursday, October 19, 2023. This month our program will be presented by Jay Francis on **Making Mead!** Jay has been a mead maker for many years and gives a great presentation on this topic.

November 16th - Participants will share what they have learned from these meetings. James Carpenter, Carps Bees, will be one person to present. If you have added any of these things you have learned to your business and would like to share, please let us know. Our contact information is below!

You can get a one-hour educational credit from GPMB for attending these presentations.

This is sponsored by the Kansas Honey Producers Association, but you do not have to be a member. If you would like to join, membership is \$15 per year.

Registration link and to view previous programs: <https://www.kansashoneyproducers.org/value-added> .

If you have something that you would like to share with the group, please call or text Joli at 913-593-3562 or email heartlandhoneyks@gmail.com.



NORTHEASTERN KS BEEKEEPERS' ASSOC. 2023 MEMBERSHIP APPLICATION

NAME _____
ADDRESS _____
CITY _____ STATE _____ ZIP+4 _____
PHONE _____ Email Address _____
I would like to receive the newsletter, *The Buzzer*, by email Yes _____ No _____

Membership Northeastern KS Beekeepers per year (July-Dec. \$12.50)	\$25.00	_____
Additional family members wanting voting rights \$1.00 per person	\$1.00	_____
Additional family member's name _____ (Youth Membership (18 years of age or under)	\$12.50	_____
Membership for Kansas Honey Producers Association	\$15.00	_____
American Bee Journal (<u>discounted rate through association</u>)	1 year \$27.65	_____
Bee Culture Magazine (or subscribe online at www.BeeCulture.com)	1 year \$32.00	_____
Scholarship / Military/Veteran's Appr. Donation		_____
	Total	_____

Make checks payable to: NEKBA or Northeastern Kansas Beekeepers Assn.

Mail to: Robert Burns, 7601 W 54th Terr., Shawnee Mission KS 66202 ph. 913-481-3504, rburnshoney@gmail.com

You may join, re-new, register, donate and pay online at www.nekba.org

MENTORING-SWEET PRAIRIE HONEY

Need help with your hives? -Spring inspections, installing packages, making splits, queen evaluation, diagnosis of pests and diseases, mite monitoring and treatment, etc. I can help you with your beekeeping needs! I am a certified master beekeeper with 30 + years of beekeeping experience. I will leave you with a written course of action after our session at your hives. Call or text at 913-768-4961 or email Kristi Sanderson at sandersonk09@gmail.com for pricing and appointment times.

BEEKEEPERS.COM

Beekeepers.com (Jordy's Honey Company) in Lenexa, KS. Beekeepers.com is your only local full-service beekeeping store. We carry a full line of Beekeeping Supplies, Protective Clothing, Bottles, Bee Packages, Nucs and Queens. Visit our web site Beekeepers.com to view our entire line of beekeeping supplies. You can also shop in-person at our store in Lenexa. We ship queens directly to YOU! Order at QueenBees.com. Queens available March - October. Our hours are Monday-Friday 9:00-4:00, Saturday 9:00-12:00. You can find our honey at The Overland Park Farmers Market. **Robert Hughes**, 14054 W 107th St, Lenexa, KS 66215, 913-681-5777 or email Info@Beekeepers.com

COTTIN'S HARDWARE & RENTAL

Cottin's stocks a full line of beekeeping equipment year-round including items manufactured by Harvest Lane Honey, Little Giant, and Bug Baffler. Products include hives, supers, frames, foundations, extractors, tools, and protective apparel. We also stock a full line of Home Brewing Mead Making supplies. Located in Lawrence, KS at 1832 Massachusetts Street (South of Dillon's). We are open Monday - Friday 7:30 am - 6:00 pm, Saturday 8:00 am - 5:00 pm, and Sunday 10:00 am - 5:00 pm. You can follow us on Facebook, Instagram and Twitter. Call us at 785-843-2981 or email us at hardware@sunflower.com

CB'S HONEY


CB's Honey offers pure raw Kansas honey available in 5 gal buckets. Grafted queens and queen cells, and a limited number of nucs/packages each Spring. [CB's Honey | Facebook](#). Located just SE of Topeka. 4521 SE 61st Street, Berryton, KS 66409. Call or text Cheryl Burkhead at 785-224-9077 or email @ cherylbhoney@gmail.com

CEDAR RIDGE BEES

5 Frame Nucs for Sale. We are your local Premier Bee Products Dealer specializing in plastic foundation made entirely in the U.S.A. We sell bucket feeders and other bee equipment. Call or text Philip Knaus at 785-581-4216 or contact us at cedarridgebeehives@gmail.com - Check out our bees and products at www.cedarridgebees.com Cedar Ridge Bees 585 N 500 Rd, Overbrook, KS 66524

T CREEK BEES AND HONEY – Tecumseh/Berryton, KS

Tecumseh Creek winds its way through the home yard lending its name to the brand. Located between Lawrence and Topeka, T Creek offers 5-frame nucs, online honey sales, custom honey packing, wholesale delivery to the Topeka / Lawrence area, 5-gallon buckets of honey, and drop-shipping wholesale service to rural grocery stores and agritourism destinations. Visit www.tcreekbees.com Email: tcreekbees@gmail.com or find the bees on Facebook. Order 2023 5-frame nucs by visiting the website and completing the nuc order form. Owner: Tim Urich. LLC in the State of Kansas and licensed by Kansas Dept of Ag.



Honey Bee Biology AND BEEKEEPING, Third Edition, Dewey M. Caron and Lawrence John Connor, \$90 postage included. *This book should stay on the dashboard of every beekeeper's truck. It's that good, and that necessary. Kim Flottum, Bee Culture.* This comprehensive textbook easily replaces many beginner books while adding comprehensive details of bee biology essential to becoming a successful beekeeper and student of the honey bee. First released in 1999, *Honey Bee Biology and Beekeeping* is widely accepted as a major textbook of Apiculture (beekeeping). Beekeepers and bee clubs use it to teach other beekeepers. Universities use it to teach college students bee biology and beekeeping. It concentrates on the 'why', 'how' and 'when' of beekeeping. It explains bee and beekeeping basics in a manner meaningful to people who lack an extensive back-ground in biology. Yet it is not over-simplified, and provides a meaningful source of beekeeping information for the informed beekeeper. The Third Edition has been carefully edited, updated and expanded to 480 pages. New chapters have been added, as have colorful new graphics and photographs. The Glossary has also been expanded. **Wicwas Press LLC Kalamazoo, MI 49001 - www.wicwas.com**

The Association does not endorse nor evaluate the advertisements, products or services offered in the Buzzer.

Northeastern Kansas Beekeepers Association
Robert Burns, Treasurer
7601 W 54th Terr
Shawnee Mission, KS 66202-1129

Address Service Requested

General Meeting

Monday, October 16, 2023 (in person)

The Northeastern Kansas Beekeepers' Association

Membership is open to anyone interested in bees or bee culture. Dues are \$25.00 per calendar year (December 31-December 31) for the first in the family joining. Those joining in July or later in the year may pay \$12.50 for ½ year. Additional members of that family wanting voting privileges shall be assessed dues at \$1.00 per year. Youth memberships (18 years of age and younger) are \$12.50 per year. Please submit new memberships and renewals to the treasurer or on-line at www.nekba.org.

The Bee Buzzer is the official publication of the Northeastern Kansas Beekeepers' Association, Inc. and is published monthly. Commercial ads are accepted in the newsletter for a fee; non-commercial ads by paid members are accepted & are free.

The library of the association is free to all members. Books may be checked out at the meetings and kept for a period of 30 days. The bee publications, *The American Bee Journal* and *Bee Culture* can be subscribed through the treasurer or on-line. The *American Bee Journal* is offered at a discount through the association only.

The Association meets each month, generally on the third Monday at 7:00 p.m. except during the months of January and July. Beekeeping classes will tentatively be held in January and February for 2023. This is a non-profit organization; elected officers serve without pay. Everyone is invited to attend the meetings. Check *The Bee Buzzer* or website at www.nekba.org each month for the actual date, time and location. If the weather is bad, call an officer or check the website to find out if the meeting will be held or cancelled.

2023 Officers

President: Ed Darlington , 2804 E 174th St., Belton, MO 64012	edarlington49@gmail.com	816-331-4934
1st VP (Program Chair): Matt Brandes , 4741 Highway K 68, Wellsville, KS 66092	matthew@n523rv.com	913-706-3087
2nd VP (Librarian): Cecil Sweeney , 19201 S Clare Rd, Spring Hill, KS 66083	heartlandhoneyks@gmail.com	913-593-3851
3rd VP (Honey Plants): Chad Gilliland , 23338 Kissinger Rd, Leavenworth, KS 66028	nexttonaturefarm@gmail.com	785-491-1978
Secretary: Elaine Ellenz , 17650 W 113 th St., Olathe, KS 66061	elaineellenz@gmail.com	913-515-1607
Treasurer: Robert Burns , 7601 W 54 th Terr., Shawnee Mission KS 66202	rburnshoney@gmail.com	913-481-3504
Youth Scholarship Chair: Dale Spurlin , 24964 160 th Ct., Leavenworth, KS 66048	LightedPathHoney@outlook.com	913-775-0997
Military/Veteran Appr. Liaison: Buck Bradley , 11 E 900 Rd., Baldwin City, KS	buckusmc00@hotmail.com	785-248-1005
Editor: Cheryl Burkhead , 4521 SE 61st St., Berryton, KS 66409	cbfritz@aol.com	785-224-9077
Special Events Coordinator (Class): Kristi Sanderson , 1252 E Frontier Ln., Olathe, KS 66062	sandersonk09@gmail.com	913-768-4961
Special Events Coordinator (Funday): Jay Francis , 6040 NW 52 nd St., Topeka, KS 66618	jay.m.francis@gmail.com	785-608-0726
Webmaster: Robert Burns , 7601 W 54 th Terr., Shawnee Mission, KS 66202	rburnshoney@gmail.com	913-481-3504

Visit on-line at www.nekba.org. Save time. Join, re-new, or register.