

## Multi-stage submersible pumps

-  Clean water  
(Maximum sand content 150 g/m<sup>3</sup>)
-  Domestic use
-  Civil use
-  Agricultural use



### PERFORMANCE RANGE

- Flow rate up to **210 l/min** (12.6 m<sup>3</sup>/h)
- Head up to **94 m**

### APPLICATION LIMITS

- Maximum liquid temperature **+40 °C**
- Maximum sand content **150 g/m<sup>3</sup>**
- **20 m** maximum immersion depth (with a sufficiently long power cable)
- Vertical and horizontal installation
- Continuous service **S1**

### CONSTRUCTION AND SAFETY STANDARDS

- **20 m** long power cable
- Float switch for single-phase versions

EN 60335-1  
IEC 60335-1  
CEI 61-150

EN 60034-1  
IEC 60034-1  
CEI 2-3



### PATENTS - TRADE MARKS - MODELS

- Patent Pending n. PCT/IB2014/063126
- Patent Pending n. BO2015A000116
- Patent n. EP09781276.2

### CERTIFICATIONS

Company with management system certified DNV  
ISO 9001: QUALITY  
ISO 14001: ENVIRONMENT

### INSTALLATION AND USE

A new concept range of submersible multi-stage pumps designed guarantee even greater reliability, thanks to patented innovative technical solutions which prevent blockage of the pumps even after prolonged periods of inactivity.

Because of their high efficiency and reliability they are suitable for use with clean water in domestic, civil and agricultural applications such as the distribution of water in combination with pressure tanks, for the irrigation of gardens and orchards and for pressure boosting, etc.

### OPTIONS AVAILABLE ON REQUEST

- Pumps without float switch
- Pumps fitted with power cables of other lengths
- Other voltages
- **Support kit for horizontal operation**

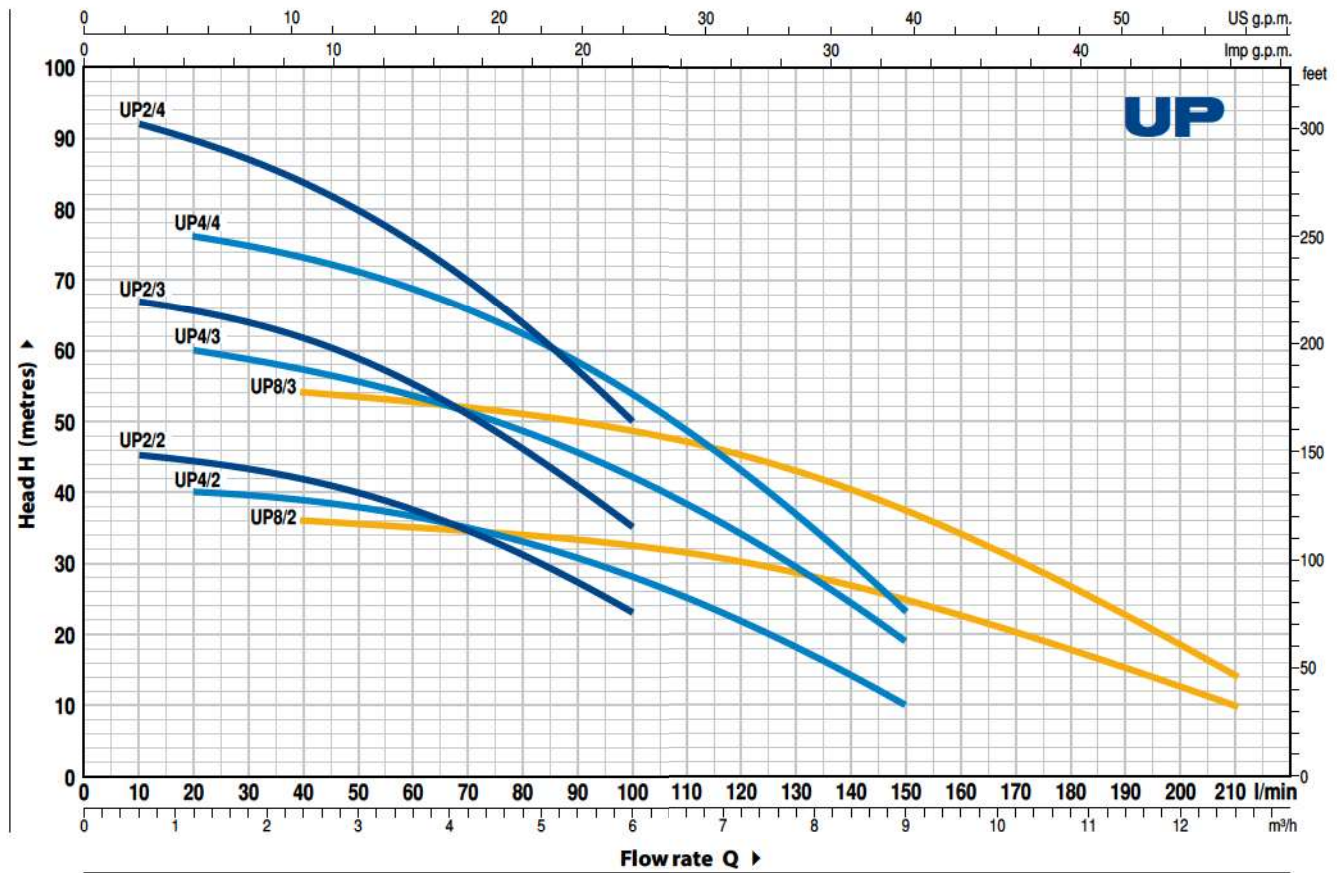


### GUARANTEE

2 years subject to terms and conditions

### CHARACTERISTIC CURVES AND PERFORMANCE DATA

60 Hz n= 3450 rpm



MODEL		POWER (P <sub>2</sub> )		Q	H metres												
Single-phase	Three-phase	kW	HP		m <sup>3</sup> /h	0	0.6	1.2	2.4	3.6	4.8	6.0	7.2	9.0	10.2	11.4	12.6
				l/min	0	10	20	40	60	80	100	120	150	170	190	210	
UPm 2/2-GE	UP 2/2	0.75	1		46	45	44	42	37	31	23						
UPm 2/3-GE	UP 2/3	1.1	1.5		68	67	66	62	55	46	35						
UPm 2/4-GE	UP 2/4	1.5	2		94	92	90	84	75	64	50						
UPm 4/2-GE	UP 4/2	0.75	1		40	-	40	39	37	33	28	22	10				
UPm 4/3-GE	UP 4/3	1.1	1.5		60	-	60	57	53	48	42	34	19				
UPm 4/4-GE	UP 4/4	1.5	2		78	-	76	73	69	62	54	43	23				
UPm 8/2-GE	UP 8/2	1.1	1.5		37	-	-	36	35	34	32	30	25	20	15	10	
UPm 8/3-GE	UP 8/3	1.5	2		56	-	-	54	53	51	49	45	37	31	23	14	

Q = Flow rate H = Total manometric head

Tolerance of characteristic curves in compliance with EN ISO 9906 Grade 3B.

⇒ Single-phase pumps without float switch on request

## POS. COMPONENT CONSTRUCTION CHARACTERISTICS

<b>1</b>	<b>EXTERNAL SLEEVE</b>	Stainless steel AISI 304 complete with threaded delivery port in compliance with ISO 228/1
<b>2</b>	<b>MOTOR SLEEVE</b>	Stainless steel AISI 304
<b>3</b>	<b>IMPELLERS AND DIFFUSERS</b>	Noryl FE1520PW
<b>4</b>	<b>DIAPHRAGMS</b>	Stainless steel AISI 304
<b>5</b>	<b>MOTOR SHAFT</b>	Stainless steel EN 10088-3 - 1.4104

### 6 TWO MECHANICAL SEALS SEPARATED BY AN OIL CHAMBER

Seal Model	Shaft Diameter	Position	Materials		
			Stationary ring	Rotational ring	Elastomer
STA-17	Ø 17 mm	Motor side	Ceramic	Graphite	NBR
ST1-16	Ø 16 mm	Pump side	Silicon carbide	Graphite	NBR

### 7 BEARINGS 6303 2RS - C3 / 6203 ZZ - C3E

### 8 CAPACITOR

Pump Single-phase	Capacitance (220 V)
UPm 2/2-GE	16 µF - 500 VL
UPm 4/2-GE	
UPm 2/3-GE	
UPm 4/3-GE	25 µF - 450 VL
UPm 8/2-GE	
UPm 2/4-GE	
UPm 4/4-GE	35 µF - 450 VL
UPm 8/3-GE	

### 9 ELECTRIC MOTOR

- UPm:** single-phase 220 V - 60 Hz  
with thermal overload protector incorporated into the winding.
- UP:** three-phase 380 V - 60 Hz
- Insulation: class F
  - Protection: IP X8

### 10 POWER CABLE

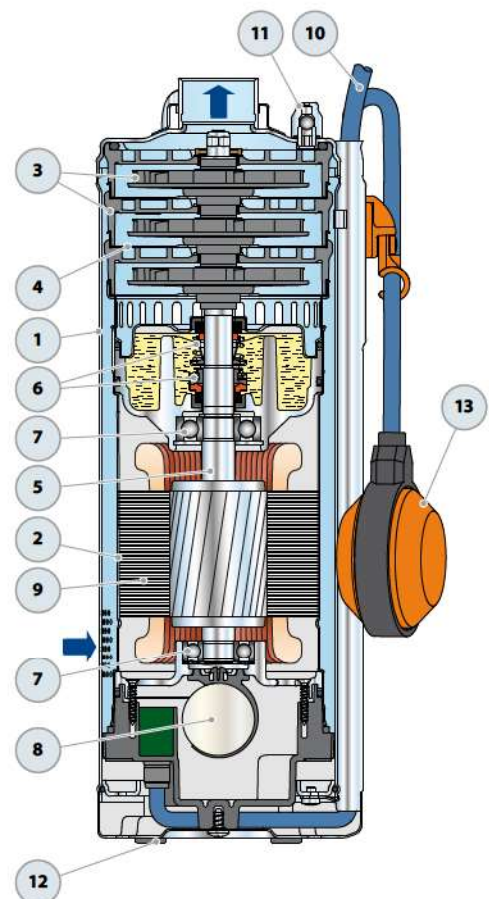
- ⇒ **DRINCABLE® type**  
approved for use in drinking water by "WRAS"  
in compliance with BS 6920, approval n. 7513  
Standard length 20 metres

### 11 AUTOMATIC VENT VALVE

### 12 ANTI-VIBRATION SUPPORTS

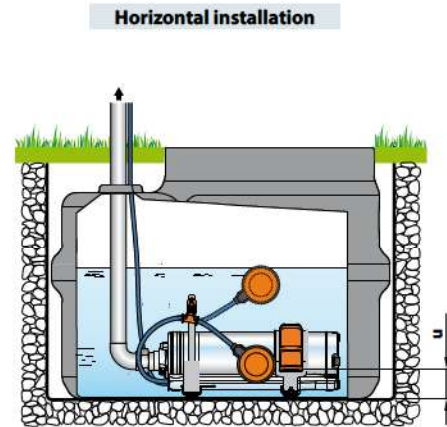
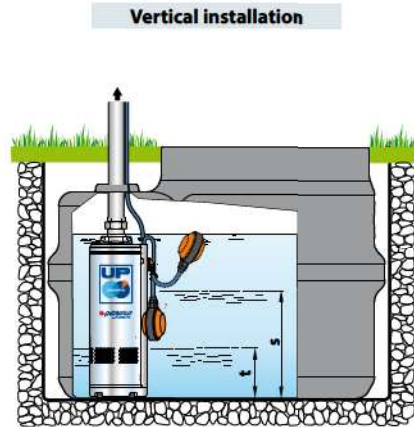
### 13 FLOAT SWITCH

- (only for single-phase versions)





## DIMENSIONS AND WEIGHT



MODEL		PORT DN	N. STAGES	DIMENSIONS mm		kg	
Single-phase	Three-phase			Ø	h	1~	3~
UPm 2/2-GE	UP 2/2	1 1/4"	2	150	398	13.7	13.5
UPm 2/3-GE	UP 2/3		3		455	16.5	15.7
UPm 2/4-GE	UP 2/4		4		502	18.7	17.7
UPm 4/2-GE	UP 4/2		2		398	13.7	13.5
UPm 4/3-GE	UP 4/3		3		455	16.5	15.7
UPm 4/4-GE	UP 4/4		4		502	18.7	17.7
UPm 8/2-GE	UP 8/2		2		428	15.0	14.2
UPm 8/3-GE	UP 8/3		3		475	17.3	16.3

MODEL	LEVELS mm		
	s	t	u
UP 2/2 UP 4/2	320	135	55
UP 2/3 UP 4/3 UP 8/2	350		
UP 2/4 UP 4/4 UP 8/3	370		

s = Minimum restarting level  
t = Emptying level  
u = Minimum operational level

## ABSORPTION

MODEL	VOLTAGE
Single-phase	220 V
UPm 2/2-GE	5.8 A
UPm 2/3-GE	8.0 A
UPm 2/4-GE	10.0 A
UPm 4/2-GE	5.8 A
UPm 4/3-GE	7.7 A
UPm 4/4-GE	10.0 A
UPm 8/2-GE	8.0 A
UPm 8/3-GE	10.0 A

MODEL	VOLTAGE	
Three-phase	220 V	380 V
UP 2/2	3.8 A	2.2 A
UP 2/3	5.3 A	3.1 A
UP 2/4	6.0 A	3.5 A
UP 4/2	3.8 A	2.2 A
UP 4/3	5.3 A	3.1 A
UP 4/4	6.0 A	3.5 A
UP 8/2	5.3 A	3.1 A
UP 8/3	6.0 A	3.5 A

## PALLETIZATION

MODEL		GROUPAGE	CONTAINER
Single-phase	Three-phase	n. pumps	n. pumps
UPm 2/2-GE	UP 2/2	30	54
UPm 2/3-GE	UP 2/3	30	54
UPm 2/4-GE	UP 2/4	25	45
UPm 4/2-GE	UP 4/2	30	54
UPm 4/3-GE	UP 4/3	30	54
UPm 4/4-GE	UP 4/4	25	45
UPm 8/2-GE	UP 8/2	30	54
UPm 8/3-GE	UP 8/3	30	54