

Our Lady of Port Richmond School

3233 E. Thompson Street

Philadelphia, PA 19134

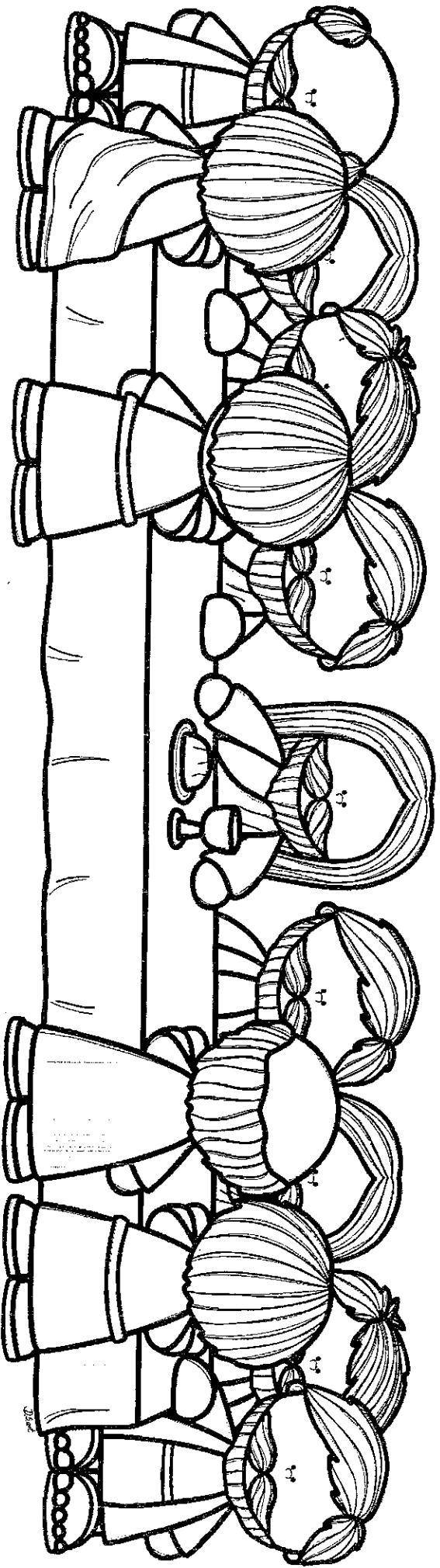
Dear Parent and Students,

This packet of work is to be completed only if the school would be closed for a period of time. The work: Religion, Math, Handwriting, and ELA will be graded for a grade for the third trimester. This packet of work needs to be returned on the first day back to school. Thank You!

Ms. Mish

Ms. Clinton

The Last Supper



Fill in the blank.

Now as they were eating, Jesus took bread, and blessed, and broke it, and gave it to the disciples and said, "Take, eat; this is my _____."
And he took a cup, and when he had given thanks he gave it to them, saying, "Drink of it, all of you; for this is my _____ of the covenant, which is poured out for many for the forgiveness of sins."

~ Matthew 26:26-28

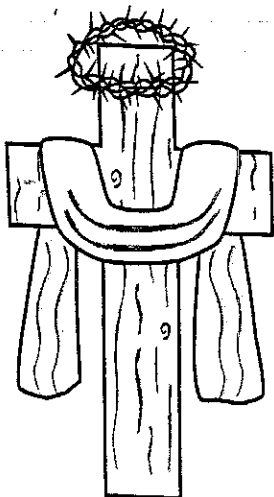
Name _____

My Easter Reflection

Some of the things that I have learnt about Jesus are;

Easter is...


I can be more like Jesus when I...



Palm
Sunday



The
Last
Supper



Washing
of feet



Jesus prays

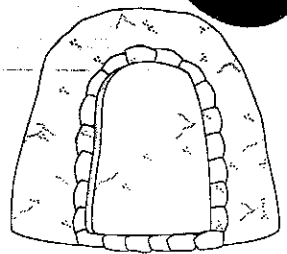



Jesus is
nailed to
the cross




Jesus is
arrested

Jesus dies


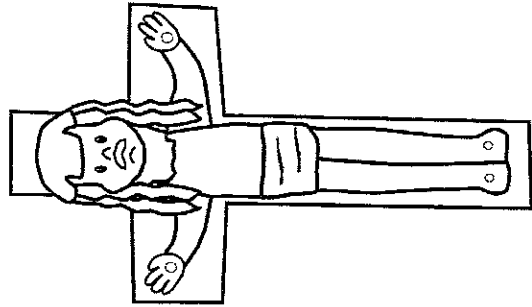
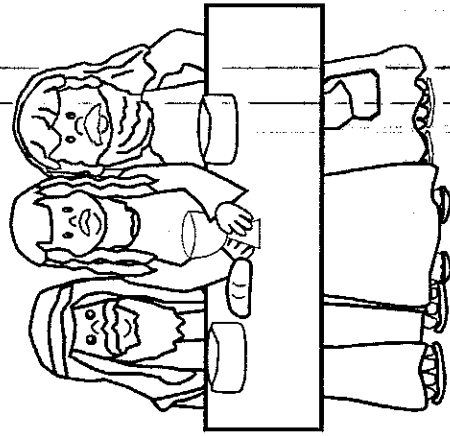

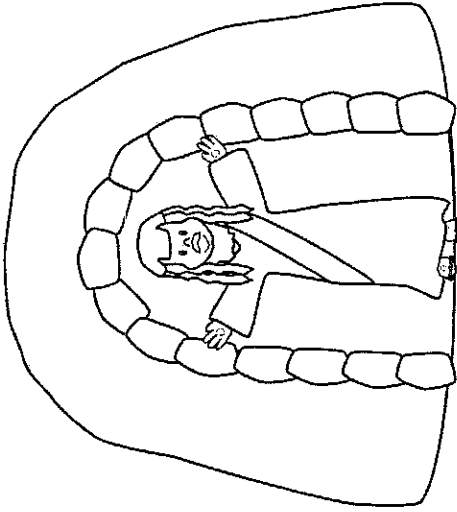
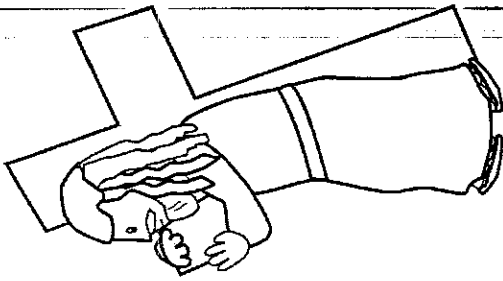


Jesus
is risen



Jesus is laid
in a tomb




Name: _____



Name: _____

The Stations of the Cross Word Search

C	R	O	S	I	M	D	O	N	B
R	L	G	R	A	V	I	Y	F	X
U	R	O	D	Y	J	E	S	A	D
C	L	O	T	H	E	S	R	L	O
I	F	S	V	Q	S	I	W	L	K
F	A	Z	U	H	U	K	O	S	H
I	X	Y	M	O	S	B	M	F	A
E	V	B	O	T	K	H	E	D	I
D	E	A	T	H	D	A	N	J	B
H	R	J	H	I	E	X	G	C	O
A	O	W	E	C	T	H	I	R	D
Y	N	I	R	I	V	A	D	O	Y
S	I	M	O	N	J	E	S	S	U
F	C	P	A	C	Y	P	W	S	D
H	A	M	I	T	O	M	B	E	I



1. Jesus is condemned to death.
2. Jesus accepts the cross.
3. Jesus falls the first time.
4. Jesus meets His mother.
5. Simon of Cyrene helps Jesus carry His cross.
6. Veronica wipes the face of Jesus.
7. Jesus falls the second time.
8. Jesus meets the women of Jerusalem.
9. Jesus falls a third time.
10. Jesus is stripped of His clothes.
11. Jesus is crucified.
12. Jesus dies on the cross.
13. The body of Jesus is taken down from the cross.
14. Jesus is laid in the tomb.

Holy Week

Cut and Paste

Name: _____

Directions: Read the sentences about Holy Week. Glue the correct word to complete each sentence.

1. Jesus rode on a _____ into Jerusalem.

2. People waved _____ branches and shouted "Hosanna".


3. This day is called Palm _____

4. On Holy Thursday, Jesus ate His _____ Supper with His disciples.

5. He shared His _____ and blood with them.

6. On Good _____, Jesus died on the cross.

7. On _____ Sunday, we celebrate His resurrection from the dead!



Palm

Easter

Last

Sunday

donkey


body





Friday




"He is not here; for He is risen, as He said." Matthew 28:6

Name: _____

Write the answer for each problem. Then color according to the key at the bottom.

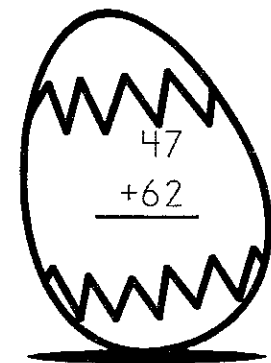
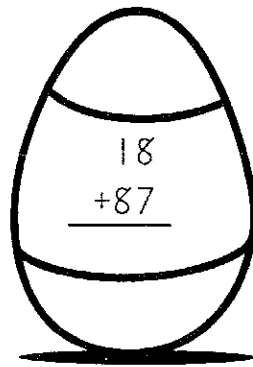
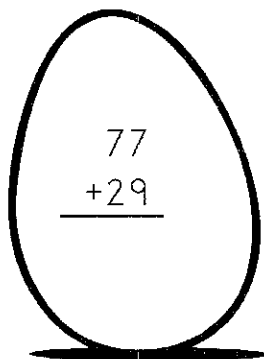
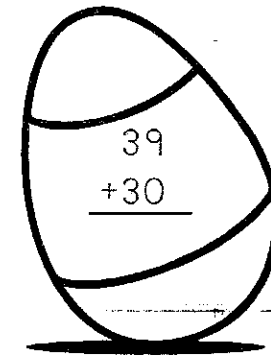
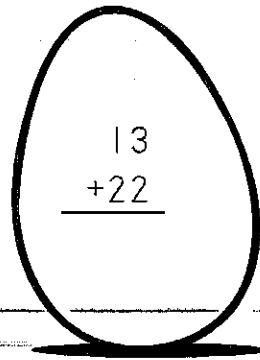

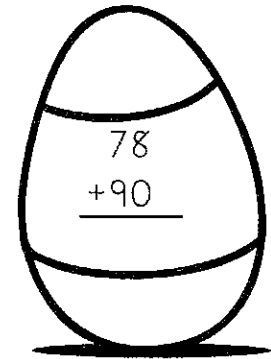

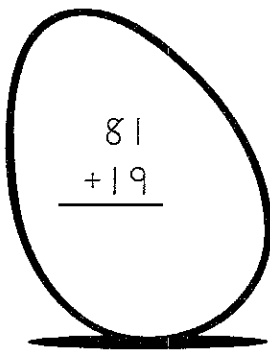
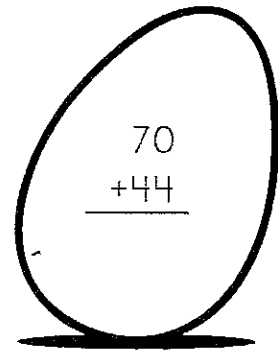
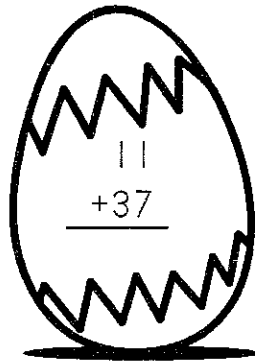
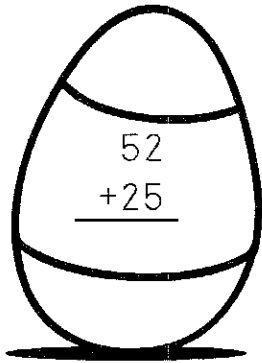


-  0, 8
-  6, 9
-  3
-  2

-  7
-  1, 4
-  5

Name: _____

Solve the equations. Then, color the eggs (make sure your answers can still be read).



Name : _____

Score : _____

Teacher : _____

Date : _____

$$\begin{array}{r} 62 \\ - 15 \\ \hline \end{array}$$

$$\begin{array}{r} 93 \\ - 80 \\ \hline \end{array}$$

$$\begin{array}{r} 74 \\ - 28 \\ \hline \end{array}$$

$$\begin{array}{r} 17 \\ - 3 \\ \hline \end{array}$$

$$\begin{array}{r} 72 \\ - 26 \\ \hline \end{array}$$

$$\begin{array}{r} 25 \\ - 16 \\ \hline \end{array}$$

$$\begin{array}{r} 31 \\ - 7 \\ \hline \end{array}$$

$$\begin{array}{r} 53 \\ - 40 \\ \hline \end{array}$$

$$\begin{array}{r} 92 \\ - 30 \\ \hline \end{array}$$

$$\begin{array}{r} 83 \\ - 18 \\ \hline \end{array}$$

$$\begin{array}{r} 52 \\ - 20 \\ \hline \end{array}$$

$$\begin{array}{r} 87 \\ - 21 \\ \hline \end{array}$$

$$\begin{array}{r} 13 \\ - 5 \\ \hline \end{array}$$

$$\begin{array}{r} 61 \\ - 12 \\ \hline \end{array}$$

$$\begin{array}{r} 70 \\ - 29 \\ \hline \end{array}$$

$$\begin{array}{r} 57 \\ - 38 \\ \hline \end{array}$$

$$\begin{array}{r} 47 \\ - 41 \\ \hline \end{array}$$

$$\begin{array}{r} 91 \\ - 65 \\ \hline \end{array}$$

$$\begin{array}{r} 43 \\ - 40 \\ \hline \end{array}$$

$$\begin{array}{r} 62 \\ - 29 \\ \hline \end{array}$$

$$\begin{array}{r} 84 \\ - 37 \\ \hline \end{array}$$

$$\begin{array}{r} 68 \\ - 33 \\ \hline \end{array}$$

$$\begin{array}{r} 61 \\ - 5 \\ \hline \end{array}$$

$$\begin{array}{r} 81 \\ - 49 \\ \hline \end{array}$$

$$\begin{array}{r} 90 \\ - 24 \\ \hline \end{array}$$



Name : _____

Score : _____

Teacher : _____

Date : _____

$$\begin{array}{r} 93 \\ - 15 \\ \hline \end{array}$$

$$\begin{array}{r} 73 \\ - 54 \\ \hline \end{array}$$

$$\begin{array}{r} 70 \\ - 57 \\ \hline \end{array}$$

$$\begin{array}{r} 80 \\ - 71 \\ \hline \end{array}$$

$$\begin{array}{r} 89 \\ - 25 \\ \hline \end{array}$$

$$\begin{array}{r} 98 \\ - 33 \\ \hline \end{array}$$

$$\begin{array}{r} 25 \\ - 9 \\ \hline \end{array}$$

$$\begin{array}{r} 63 \\ - 6 \\ \hline \end{array}$$

$$\begin{array}{r} 52 \\ - 51 \\ \hline \end{array}$$

$$\begin{array}{r} 55 \\ - 29 \\ \hline \end{array}$$

$$\begin{array}{r} 31 \\ - 27 \\ \hline \end{array}$$

$$\begin{array}{r} 32 \\ - 16 \\ \hline \end{array}$$

$$\begin{array}{r} 44 \\ - 37 \\ \hline \end{array}$$

$$\begin{array}{r} 79 \\ - 12 \\ \hline \end{array}$$

$$\begin{array}{r} 23 \\ - 10 \\ \hline \end{array}$$

$$\begin{array}{r} 83 \\ - 51 \\ \hline \end{array}$$

$$\begin{array}{r} 53 \\ - 50 \\ \hline \end{array}$$

$$\begin{array}{r} 76 \\ - 1 \\ \hline \end{array}$$

$$\begin{array}{r} 62 \\ - 32 \\ \hline \end{array}$$

$$\begin{array}{r} 87 \\ - 38 \\ \hline \end{array}$$

$$\begin{array}{r} 92 \\ - 73 \\ \hline \end{array}$$

$$\begin{array}{r} 12 \\ - 0 \\ \hline \end{array}$$

$$\begin{array}{r} 24 \\ - 9 \\ \hline \end{array}$$

$$\begin{array}{r} 86 \\ - 81 \\ \hline \end{array}$$

$$\begin{array}{r} 93 \\ - 10 \\ \hline \end{array}$$



Name : _____

Score : _____

Teacher : _____

Date : _____

$$\begin{array}{r} 34 \\ + 78 \\ \hline \end{array}$$

$$\begin{array}{r} 39 \\ + 71 \\ \hline \end{array}$$

$$\begin{array}{r} 28 \\ + 88 \\ \hline \end{array}$$

$$\begin{array}{r} 62 \\ + 68 \\ \hline \end{array}$$

$$\begin{array}{r} 15 \\ + 95 \\ \hline \end{array}$$

$$\begin{array}{r} 95 \\ + 28 \\ \hline \end{array}$$

$$\begin{array}{r} 53 \\ + 98 \\ \hline \end{array}$$

$$\begin{array}{r} 79 \\ + 41 \\ \hline \end{array}$$

$$\begin{array}{r} 22 \\ + 98 \\ \hline \end{array}$$

$$\begin{array}{r} 87 \\ + 24 \\ \hline \end{array}$$

$$\begin{array}{r} 47 \\ + 77 \\ \hline \end{array}$$

$$\begin{array}{r} 88 \\ + 39 \\ \hline \end{array}$$

$$\begin{array}{r} 59 \\ + 86 \\ \hline \end{array}$$

$$\begin{array}{r} 68 \\ + 62 \\ \hline \end{array}$$

$$\begin{array}{r} 59 \\ + 55 \\ \hline \end{array}$$

$$\begin{array}{r} 47 \\ + 75 \\ \hline \end{array}$$

$$\begin{array}{r} 28 \\ + 98 \\ \hline \end{array}$$

$$\begin{array}{r} 98 \\ + 18 \\ \hline \end{array}$$

$$\begin{array}{r} 57 \\ + 83 \\ \hline \end{array}$$

$$\begin{array}{r} 33 \\ + 99 \\ \hline \end{array}$$

Name : _____

Score : _____

Teacher : _____

Date : _____

$$\begin{array}{r} 54 \\ + 41 \\ \hline \end{array}$$

$$\begin{array}{r} 36 \\ + 33 \\ \hline \end{array}$$

$$\begin{array}{r} 26 \\ + 43 \\ \hline \end{array}$$

$$\begin{array}{r} 77 \\ + 22 \\ \hline \end{array}$$

$$\begin{array}{r} 51 \\ + 28 \\ \hline \end{array}$$

$$\begin{array}{r} 45 \\ + 44 \\ \hline \end{array}$$

$$\begin{array}{r} 40 \\ + 55 \\ \hline \end{array}$$

$$\begin{array}{r} 33 \\ + 14 \\ \hline \end{array}$$

$$\begin{array}{r} 74 \\ + 11 \\ \hline \end{array}$$

$$\begin{array}{r} 28 \\ + 21 \\ \hline \end{array}$$

$$\begin{array}{r} 53 \\ + 21 \\ \hline \end{array}$$

$$\begin{array}{r} 20 \\ + 24 \\ \hline \end{array}$$

$$\begin{array}{r} 13 \\ + 71 \\ \hline \end{array}$$

$$\begin{array}{r} 64 \\ + 22 \\ \hline \end{array}$$

$$\begin{array}{r} 17 \\ + 52 \\ \hline \end{array}$$

$$\begin{array}{r} 14 \\ + 15 \\ \hline \end{array}$$

$$\begin{array}{r} 10 \\ + 26 \\ \hline \end{array}$$

$$\begin{array}{r} 24 \\ + 31 \\ \hline \end{array}$$

$$\begin{array}{r} 80 \\ + 15 \\ \hline \end{array}$$

$$\begin{array}{r} 68 \\ + 31 \\ \hline \end{array}$$

$$\begin{array}{r} 47 \\ + 11 \\ \hline \end{array}$$

$$\begin{array}{r} 35 \\ + 23 \\ \hline \end{array}$$

$$\begin{array}{r} 23 \\ + 13 \\ \hline \end{array}$$

$$\begin{array}{r} 38 \\ + 11 \\ \hline \end{array}$$

$$\begin{array}{r} 56 \\ + 21 \\ \hline \end{array}$$

Name: _____

Emma's New Lunch Box

by Anifa N. Amin



Emma's friend, Alice, had a new lunch box. It had black and white stripes and pink ribbons.

"It's so pretty," Emma told Alice during school lunch.

Emma studied her own box. It had brown stains on it. A small scratch was starting to show. She wanted a pretty, new lunch box too.

After school at home, Emma asked Mom, "Can I have a new lunch box?" Emma told Mom about Alice's new lunch box.

"I'm sorry, honey," Mom said. "We don't have extra money to spend – not even on a new lunch box."

Emma thought for a moment. "Maybe I can earn the money. How much does a lunch box cost?"

"About ten dollars," Mom said.

Emma ran to her room. She counted the coins in her piggy bank. "I only have fifty cents. Ten dollars will take forever."

She tried to think of other ways to get a new lunch box but nothing came to mind. The next day at school, Emma's teacher, Mrs. Robinson, gave the class a pop quiz. Emma aced the quiz. Mrs. Robinson gave Emma a smiley face sticker. But Emma didn't put it on her paper. She had an idea. She put the sticker on her lunch box.

As the days went by, Emma got more and more stickers from her teacher for good work. Each time, Emma put the sticker on her lunch box.

Soon, Emma's lunch box was covered with smiley face stickers. Even the scratch was covered up.

"Those smiley faces make me happy," Alice told Emma one day at lunch. "You have a happy lunch box."

Emma smiled. She loved her lunch box.

Name: _____

Emma's New Lunch Box

by Anita N. Amin



1. What did Emma's lunch box look like?

- a. black with white stripes
- b. brown stains with a scratch
- c. brown with pink ribbon
- d. black with a small hole

2. What was the reason that Emma couldn't have a new lunch box?

3. How much money did Emma have saved in her piggy bank?

- a. 50¢
- b. 500¢
- c. \$1.50
- d. \$10.00

4. After Emma aced her test what did she do with her sticker? What idea did she have next?

5. How did Emma's lunch box change from the beginning of the story to the end?

Name: _____

Emma's New Lunch Box

by Anita N. Amin



Fill in the missing letters to create words from the story.
Then write the full word on the line. Be sure to spell
each word correctly.

1. ___ cr ___ t ___ h

hint: a mark on the surface of something

1. _____

2. m ___ e ___ t

hint: a short period of time

2. _____

3. ___ ti ___ k ___ r

hint: a piece of paper with a picture and a sticky substance on the back

3. _____

4. q ___ i ___

hint: a short test

4. _____

5. r ___ b ___ ns

hint: narrow piece of cloth used to tie things

5. _____

6. ___ n ___ y

hint: used to pay for goods

6. _____

Name: _____

First Airplane Trip

by Sara Matson

Jake is going on a trip. He and Mom take a taxi to the airport.

"It's my first plane trip," he tells the taxi driver.

"That's great!" the taxi driver says.

Jake rolls his suitcase onto the plane.



"It's my first plane trip," he tells the pilot.

"Welcome aboard," the pilot says.

Jake finds his seat and buckles his seatbelt. The plane's engines rumble and roar. Jake opens his backpack and pulls out Panda.

"It's my first plane trip," he whispers. He holds Panda's paw.

The plane moves faster and faster. Then—*Whoosh!* On the ground, cars and houses look like toys.

Jake smiles. "Guess what, Panda?" he says. "Flying is fun!"

Name: _____

First Plane Trip

by Sara Matson



1. How do Jake and his mom travel to the airport?
- a. in a plane
 - b. in their car
 - c. in a taxi
 - d. in a bus

2. What does a pilot do?
- _____

3. What does the pilot say to Jake?
- _____

4. Who is Panda?
- a. Jake's brother
 - b. a large animal
 - c. Jake's pet
 - d. a stuffed animal

5. What does Jake whisper to Panda?
- _____


6. Read this sentence from the story:

On the ground, the cars and houses look like toys.

What does this mean?

- a. The cars and houses looked very big.
- b. The cars and houses looked very small.
- c. The cars and houses did not move.
- d. Jake could not see the cars and houses.

CEREAL BOX BOOK REPORT



Your assignment is to design a cereal related to a fictional book. You will also decorate a real cereal box with illustrations, text and even a prize inside!

FRONT OF BOX: Include the name of the cereal and a picture. Invent a name for the cereal that is related to book, yet sounds like a cereal. Do not use the exact title of the book. Choose a shape for the cereal as well as colors and ingredients that all relate to the book.

RIGHT SIDE: Make a list of ingredients that includes the story elements (main characters and setting). Under the heading "Ingredients," list the main characters and the setting and write at least 1 sentence about each.

Back SIDE: Write a one-paragraph summary that describes the main problem and the solution of the book. Try to use words that will "grab" the reader's attention and make them want to buy your cereal.

TOP OF BOX: Include the title, author, number of pages, and the number of stars you would give the book if you were a book critic. The maximum number is 5 stars.

PRIZE: Your prize must be something the main character could have used in the book or something that reminds you of the main character. You must include a picture of the prize on the front of your box. You may actually put a prize in your box!

DON'T FORGET!

Proofread carefully to avoid errors in grammar, spelling and/or punctuation. Cereal box must be colorful and creatively designed. Cereal box must be neatly assembled and written portions need to be easy to read!

Name: _____

Date: _____

Cursive Writing: Upper Case

Say It! Write It! Repeat It!

A A A A A A A A A A A A
A A A

B B B B B B B B B B B B
B B B

C C C C C C C C C C C C
C C C

D D D D D D D D D D D D
D D D

E E E E E E E E E E E E
E E E

F F F F F F F F F F F F
F F F

Name: _____

Date: _____

Cursive Writing: Upper Case

Say It! Write It! Repeat It!

G G G G G G G G G G G G G G
G G G

H H H H H H H H H H H H H H H H
H H H

I I I I I I I I I I I I I I I I
I I I

J J J J J J J J J J J J J J J J
J J J

K K K K K K K K K K K K K K K K
K K K

L L L L L L L L L L L L L L L L
L L L

Name: _____

Date: _____

Simple Past Tense:

The simple past tense form of a verb expresses action or state in the past (the action already happened) and is formed by adding -ed to the base verb. Fan, fanned.

Say it! Write it! Repeat it!

I added eggs to the batter.

You bumped the table.

He checked the oil.

She clapped her hands.

It collected lint.

We completed the course.

You all danced well.

They dashed away.

I dashed across the street.

Name: _____

Date: _____

Simple Past Tense:

The simple past tense form of a verb expresses action or state in the past (the action already happened) and is formed by adding -ed to the base verb. Fan, fanned.

Say it! Write it! Repeat it!

He escaped trouble.

She examined the proof.

It expanded all the way.

We exhaled in relief.

You explained it well.

They fixed the leak.

I flagged him down.

You flipped the pancakes.

He fumbled the ball.

Name: _____

Date: _____

Simple Past Tense:

The simple past tense form of a verb expresses action or state in the past (the action already happened) and is formed by adding -ed to the base verb. Fan, fanned.

Say it! Write it! Repeat it!

They stacked nicely.

I started first.

You supported the next one.

He swerved twice.

She switched books.

It tested for strength.

We trained the dog.

You all trapped a mouse.

They used the whole case.

Name: _____

Date: _____

Simple Past Tense:

The simple past tense form of a verb expresses action or state in the past (the action already happened) and is formed by adding -ed to the base verb. Fan, fanned.

Say it! Write it! Repeat it!

We plodded for hours.

You all prayed for him.

They processed all the papers.

I raised the flag.

You raced fastest.

He reeled the fish to the shore.

She reported the whole story.

It revealed the real cause.

We rolled down hill.

Name: _____ Date: _____

Cursive Writing: Lower Case

Say It! Write It! Repeat It!

a a a a a a a a a a a a a a a

a a a

b b b b b b b b b b b b b b b

b b b

c c c c c c c c c c c c c c c c c

c c c

d d d d d d d d d d d d d d d

d d d

e e e e e e e e e e e e e e e e e

e e e

f f f f f f f f f f f f f f f f f

Name: _____ Date: _____

Cursive Writing: Lower Case

Say It! Write It! Repeat It!

g g g g g g g g g g g g g g g g
g g g

h h h h h h h h h h h h h h h h
h h h

i i i i i i i i i i i i i i i i
i i i

j j j j j j j j j j j j j j j j
j j j

k k k k k k k k k k k k k k k k
k k k

l l l l l l l l l l l l l l l l
l l l