

GROVES FALCONS

B A S E B A L L



CLEAR PAST, CLEAR FUTURE

2020

2020 VARSITY SCHEDULE

March

Sun	Mon	Tue	Wed	Thu	Fri	Sat
22	23	24	25	26 BERK	27	28
29	30	31 SFLD				

April

Sun	Mon	Tue	Wed	Thu	Fri	Sat
			1 RO	2 SFLD	3	4
5	6	7	8	9	10	11
12	13 OPRK	14 WLC	15 OPRK	16	17	18 KETT/MOTT
19	20 WLN	21 NF	22	23 NF	24 LAMP	25
26	27 FARM	28 LAKE	29 FARM	30		

May

Sun	Mon	Tue	Wed	Thu	Fri	Sat
					1 STV	2 JEN/EL
3	4 SEA	5	6 SEA	7	8 BERK	9 UTIC
10	11 AVON	12 ATHN	13 CDAY	14	15	16
17	18 WB	19	20 WB	21	22 WLC	23 WLN/WLW
24	25	26 DIST	27 BRTN	28	29	30 DIST
31						

June

Sun	Mon	Tue	Wed	Thu	Fri	Sat
	1	2	3 RGNL	4	5	6 RGNL
7	8	9	10	11 SEMI	12 SEMI	13 FINAL

HOME

AWAY

Post-Season

Date	Opponent	Time
Thu 03/26	vs. Berkley	4:30 pm
Tue 03/31	at Southfield A&T (DH)	4:00 pm
Wed 04/01	vs. Royal Oak	4:30 pm
Thu 04/02	vs. Southfield A&T	4:30 pm
Mon 04/13	at Oak Park (DH)	4:00 pm
Tue 04/14	at Walled Lake Central	4:30 pm
Wed 04/15	vs. Oak Park	4:30 pm
Sat 04/18	at Waterford Kettering	11:00 am
Sat 04/18	at Waterford Mott	TBD
Mon 04/20	at Walled Lake Northern	4:30 pm
Tue 04/21	vs. North Farmington (DH)	4:00 pm
Thu 04/23	at North Farmington	4:30 pm
Fri 04/24	vs. Lamphere	4:30 pm
Mon 04/27	vs. Farmington (DH)	4:00 pm
Tue 04/28	vs. Lakeland	4:30 pm
Wed 04/29	at Farmington	4:30 pm
Fri 05/01	at St. Thomas of Villanova (Canada)	5:00 pm
Sat 05/02	vs. Jenison (neutral)	TBD
Sat 05/02	at East Lansing	TBD
Mon 05/04	vs. Seaholm (DH)	4:00 pm
Wed 05/06	at Seaholm	4:30 pm
Fri 05/08	at Berkley	4:30 pm
Sat 05/09	at Utica (DH)	11:00 am
Mon 05/11	at Avondale	4:30 pm
Tue 05/12	at Troy Athens	4:30 pm
Wed 05/13	vs. Country Day	4:30 pm
Mon 05/18	at West Bloomfield (DH)	4:00 pm
Wed 05/20	vs. West Bloomfield	4:30 pm
Fri 05/22	vs. Walled Lake Central	4:30 pm
Sat 05/23	vs. Walled Lake Northern	10:00 am
Sat 05/23	vs. Walled Lake Western	TBD
Tue 05/26	State Playoffs Begin	4:30 pm
Wed 05/27	vs. Brighton*	4:30 pm

DH = Doubleheader

Bold = OAA White League Game

Note: vs. Brighton on 05/27 if both teams do not get in all 38 scheduled games and if both teams are still playing after District Play begins on the 26th.



2020 JV AND FRESHMEN SCHEDULES

Junior Varsity

<i>Date</i>	<i>Opponent</i>	<i>Time</i>
Tue	03/31 vs. Southfield A&T (DH)	4:00 pm
Wed	04/01 vs. Royal Oak	4:30 pm
Thu	04/02 at Southfield A&T	4:30 pm
Mon	04/13 vs. Oak Park (DH)	4:00 pm
Tue	04/14 at Walled Lake Central	4:30 pm
Wed	04/15 at Oak Park	4:30 pm
Fri	04/17 vs. Berkley	4:30 pm
Sat	04/18 at Grosse Pointe South (DH)	11:00 am
Mon	04/20 vs. Walled Lake Northern	4:30 pm
Tue	04/21 at North Farmington (DH)	4:00 pm
Thu	04/23 vs. North Farmington	4:30 pm
Fri	04/24 at Lamphere	4:30 pm
Sat	04/25 at Royal Oak (DH)	11:00 am
Mon	04/27 at Farmington (DH)	4:00 pm
Tue	04/28 at Lakeland	4:30 pm
Wed	04/29 vs. Farmington	4:30 pm
Sat	05/02 vs. Walled Lake Central (DH)	11:00 am
Mon	05/04 at Seaholm (DH)	4:00 pm
Wed	05/06 vs. Seaholm	4:30 pm
Fri	05/08 vs. Berkley	4:30 pm
Sat	05/09 vs. Utica (DH)	11:00 am
Mon	05/11 vs. Avondale	4:30 pm
Tue	05/12 at Troy Athens	4:30 pm
Wed	05/13 at Country Day	4:30 pm
Fri	05/15 vs. Royal Oak Shrine	4:30 pm
Mon	05/18 vs. West Bloomfield (DH)	4:00 pm
Tue	05/19 vs. Grosse Pointe South	4:30 pm
Wed	05/20 at West Bloomfield	4:30 pm

Freshmen

<i>Date</i>	<i>Opponent</i>	<i>Time</i>
Tue	03/31 vs. Berkley (DH)	4:00 pm
Wed	04/01 at Bloomfield Hills	4:30 pm
Thu	04/02 at Berkley	4:30 pm
Tue	04/14 vs. Royal Oak (DH)	4:00 pm
Wed	04/15 vs. Bloomfield Hills	4:30 pm
Thu	04/16 at Royal Oak	4:30 pm
Sat	04/18 vs. Waterford Kettering (DH)	11:00 am
Tue	04/21 vs. Seaholm (DH)	4:00 pm
Thu	04/23 at Seaholm	4:30 pm
Fri	04/24 vs. Rochester Adams	4:30 pm
Tue	04/28 at Troy (DH)	4:00 pm
Thu	04/30 vs. Troy	4:30 pm
Tue	05/05 at Farmington (DH)	4:00 pm
Wed	05/06 at Country Day	4:30 pm
Thu	05/07 vs. Farmington	4:30 pm
Sat	05/09 vs. Utica (DH)	11:00 am
Tue	05/12 vs. Troy Athens (DH)	4:00 pm
Thu	05/14 at Troy Athens	4:30 pm
Fri	05/15 at Rochester Adams (DH)	4:30 pm
Tue	05/19 at West Bloomfield (DH)	4:00 pm
Thu	05/21 vs. West Bloomfield	4:30 pm

"It is not the critic who counts; not the man who points out how the strong man stumbles, or where the doer of deeds could have done them better. The credit belongs to the man who is actually in the arena, whose face is marred by dust and sweat and blood; who strives valiantly; who errs, who comes short again and again, because there is no effort without error and shortcoming; but who does actually strive to do the deeds; who knows great enthusiasms, the great devotions; who spends himself in a worthy cause; who at the best knows in the end the triumph of high achievement, and who at the worst, if he fails, at least fails while daring greatly, so that his place shall never be with those cold and timid souls who neither know victory nor defeat."

Theodore Roosevelt, 1910



TABLE OF CONTENTS

Schedules	1, 2
Message from Administration	4
Message from Coach Morrison	5
Quick Facts	6
Rosters	7
2020 Season Outlook	8
Coaches Biographies	9
Veteran Biographies	10 - 23
2020 Opponent Information	24 - 27
Series in Focus - North Farmington	28
Series in Focus - West Bloomfield	29
Series in Focus - Remaining OAA White	30
2019 Review / Recap	31 - 40
Oakland Activities Association	41
District & Region Information	42
State Champions	43
Historical Record Against Competition	44, 45
Breaking Down the Calendar	46
"On the Zeros" - A Look Back	47 - 56
Lettermen	57 - 61
Year-by-Year Team Records	62, 63
Parent's Award	64
21st Century Game-by-Game Results	65 - 67
Coaching Records	68



MESSAGE FROM OUR PRINCIPAL

Wylie E. Groves High School

20500 West Thirteen Mile Road, Beverly Hills, MI 48025 • 248.203.3500 • Fax: 248.203.3636



Dear Groves Families and Student-Athletes,

I am excited to welcome you to the Groves Baseball Community. When Dr. Roberson was promoted to her new role in Birmingham Schools, I was asked to serve as interim principal for the remainder of the school year. Having been at Groves for 32 years and in Birmingham in various roles for nearly 39 before my retirement, I can assure you that whether you are a new or familiar face to our organization, you are welcome here.

Groves is a great place to learn and grow both academically and athletically and a place that has a deep and powerful history on the baseball diamond. Success, however, isn't only measured by runs and hits – the ultimate success of our athletic programs lies in the character of our student athletes and is led by our talented and dedicated coaching staffs. Character and sportsmanship are traits that you will carry with you long after you have left Groves. So, we encourage you to:

- Be self-disciplined and always contribute to your team.
- Be aware of your role both on the diamond and in our classrooms and hallways. You are, by the very nature of being a student athlete, a leader in our school.
- Work hard toward both individual and team goals.
- Enjoy the ride! Baseball is, after all, a game! Yogi Berra was right - "Love is the most important thing in the world, but baseball is pretty good, too."

We look forward to reveling in your successes both on the field and off.

Hit Hard!
Run Fast!
Turn Left!

- Jim Moll

Hey, this is hard.
Be safe. Stay healthy.
When the time is right,
We **WILL** all play again.



Note: As I explain in the section outlining our roster (found on page seven), there are certain aspects of this media guide that are incomplete relative to what have been included in the past. With the onset of Covid and the inevitable cancellation of our 2020 season, there are certain parts of the media guide that are completed after we make our cuts (such as rosters across all three teams) and other parts of the media guide that are completed in advance (such as the calendar/schedule, information about opposing teams, write-ups about the previous season, historical components, etc.). As the author of the media guide, I try to finish as much as possible before the season so I only need to complete "the finishing touches" before publication. For this particular season, I had received the "Message from our Principal" response from Mr. Moll and that is included on this page. I had not yet received responses from our Booster Club and from our Athletic Director. Therefore, those messages (normally found directly after this page) will not be included in this season's media guide.



MESSAGE FROM COACH MORRISON

From Coach Mirer in the inaugural season in 1960, through Coach Gottschalk's years heading the program, through Coach Crosby guiding the Falcons across five decades, to the last half decade under my leadership; this is the first season that will not be played at Groves. I struggle with writing a message about a season lost... a season that will not end up taking place.

It is crazy. When I reflect back upon my time playing baseball, the things I oftentimes miss the most are the things that I did not appreciate and actually disliked in the moment. When I was playing in the United League in 2007, I will never forget the bus rides from Amarillo to our away games in places like Laredo, a town that borders Mexico. At the time, I couldn't wait to get off the bus and stretch my legs after travelling through the night. In the moment, I could never imagine that my future self would miss that experience and moments similar to it. Of course I remember the times that I toed the rubber and can vividly recall my triumphs and failures as a player on a team. That being said; as an older man reflecting upon my past around the game, it is the experience of comradery and sharing those moments with other teammates that will always stay with me. People that did not participate in team sports can never understand how formative the experience truly is. Whether a high school team or beyond, it makes sense that at some point in one's life they talk about their "glory days" with fondness.

It is tough to think about the current seniors missing out on their final experience on a baseball diamond and representing their schools' with pride. These kids are going to miss putting bat to ball and the racing heartbeats from a tied game in the seventh. However, a couple of years down the line, I feel their 20/20 vision will focus on a lost season of comradery, the chats in the dugout, and remembering what it means to represent something greater than oneself.

This would have been my fifth season at Groves. Our coaching staff and players worked hard in the off-season to prepare to put a product on the field that our community would be proud of. Although no family and fans will be attending games this season and our guys will not be in a position to showcase their talents on the field, I cannot say enough about what our players went through in the offseason to prepare for the 2020 season. Despite games not being played, our seniors showed leadership throughout the school year. I hope they will continue to feel apart of the Groves baseball family moving forward in a similar fashion as though this season took place.

You may be reading this from another day of lockdown. This experience, unlike anything we've ever collectively had, may help provide insight into what is important in our lives. It reiterated for me how important this game is to me. I will not try to put into words my thoughts as I sit in my backyard on a sunny day in May, perfect weather for a gameday, in what felt like a Bill Murray moment in the movie Groundhog Day. The absence of a baseball season is something I have not personally experienced as a player nor a coach since I first played t-ball in the eighties. Simply put; the absence of baseball this spring was surreal.

This media guide started, as most projects do, with a question: Who has Groves played in the past? This question was soon followed by others: how have we done against these teams, who were our traditional rivals... and then I was off, spiraling down the rabbit hole of Groves' institutional memory. Although we will not have a season this year, the 2020 media guide has some historical additions that should still provide an entertaining read for a fan of the school, the sport, and those interested in the evolution of our baseball program over the years.

Because I write some of the media guide directly after the prior season and some of it cannot be put together until after tryouts of the current season, some of the guide acknowledges the cancellation of this season and other parts of it does not. Just FYI as you peruse the pages.

Building this media guide has turned into something far larger than I ever expected. What I initially envisioned as an accurate collection of game results across all years of the program has grown into a full-fledged media guide reflecting our rivalries, biographies, narratives of prior seasons, etc. As a player, I was always drawn to the intersection of history and baseball - my two great passions - and immersing myself in the story of a program. This media guide is meant to preserve our story. What I have presented here is the result of dozens of weekdays and nights spent digging through microfiche, newspapers, and magazines... many weekends spent at the Baldwin and Pontiac Libraries, reaching out to alumni and former coaches, and organizing the data found into a presentable form.

Although we will not have a 2020 season, the media guide will continue to exist as a memento of what may have been (from returning player biographies to references to the season such as the schedule meant to be played), a showcase of our teams on the zeros (from our inaugural season of 1960 through the season exactly a decade ago in 2010), a compilation of historical references that have existed in recent media guides (such as a list of lettermen, an analysis of the season before, etc.), as well as new historical components (such as a game-by-game presentation of all games played this century, an analysis of all league opponents, among other things). As mentioned above, I am hoping that this media guide is a decent read despite the fact this season will not be played.

I wear "two hats" (coach vs. author of this media guide) that, in many ways, conflict. What is highlighted in this publication is different than what we do to prepare a team to win games. Hence, my dilemma with what components of this publication projects to the reader. The media guide is a celebration of our tradition... not a template for what we value/emphasize as a team in the context of working toward building a successful season.

As I update and compile additional research, I may be in a position to include, for future media guides, individual accolades such as All-State players as well as a list of players that continued to play baseball at the collegiate or professional level upon graduation from Groves. However, my research is too inconsistent in regard to individual players across all years of our program to include individual honors in this year's media guide.

I began this project hoping to understand more about the program and traditions I had been entrusted with. With the publication of the Groves Baseball Media Guide in 2018, I felt a connection and a responsibility for carrying and sharing the Groves legacy. My third attempt at it is meant to continue to celebrate our heritage and tradition. Time and again throughout my research I discovered the many stories that connect us back to the Groves Family - from photos to obituaries to conversations with former players about what playing baseball at Groves meant to them. Where do you include that in a media guide? I hope to answer questions like these in future editions. I see this guide as a celebration of everything that makes our program possible - from our grounds crew and staff to our newest members of the team. It is something I hope to build for seasons to come.

This media guide is a reflection of our community and has relied on input from many people along the way. Earlier editions of the guide acknowledge those that helped with my initial research. A big shoutout to Katie Dolan... essentially my proofreader and cheerleader on this edition. To additional friends and colleagues who provided feedback along the way, thank you. Your insights were and are appreciated.

Our program has an incredible history, and I am so excited, grateful, and blessed to share it with you and with our players. I wish you were reading it in the stands at a 2020 game. Stay safe.



SPRING 2020 PANDEMIC CLARIFICATIONS Athletic Directors & Coaches (Volume 1, April 8, 2020, Updated 5-3-2020)

Due to the Governor's orders to close schools and MHSAA actions to cancel 2019-20 winter and spring sports, physical practices and competitions in all sports are not permitted for the next several weeks until the ban is lifted by the Governor. The Governor's order bans activity at all school facilities, and non-school activity as well. For the most part, MHSAA regulations remain in place unless waived by the Executive Committee or Representative Council, some of which are known now, others will be dealt with in the weeks ahead. Updates will be posted as necessary (on the MHSAA website). This is a summary and not intended to replace the MHSAA Handbook.

2020 QUICK FACTS

GENERAL INFORMATION

School	Birmingham Groves High School
Nickname	Falcons
Location	Beverly Hills, MI 48067
Colors	Green & Yellow
Founded	1959
Enrollment	1,310 Students
Principal	Jim Moll
Athletic Director	Tom Flynn Office: (248) 203-3585 Email: Tflynn@birmingham.k12.mi.us
Athletic Director Secretary	Diedra Righter
Webmaster	Scott MacKinnon
League (Division)	OAA (White)

BASEBALL STAFF

Head Varsity Coach	Shawn Morrison
Record at Groves	106 - 45
Assistant Varsity Coach	George Cutler
Assistant Varsity Coach	Joseph Rusek
Assistant Varsity Coach	Kyle Stratton
Head JV Coach	Adam Bodary
Assistant JV Coach	Jacob Crane
Assistant JV Coach	DJ Zeigler
Co-Head Freshmen Coaches	Ryan Lentz & Matt Makie
Assistant Freshmen Coach	Brent Boukis
Athletic Trainer	Kelly Salter
Supervisor of Athletic Grounds	Dan Bone
Scoreboard Operator	Devin Roberts

BOOSTER CLUB

Booster President	Rhea Zako
Booster Secretary	Susan Cusimano
Booster Treasurer	Marci Shienbaum
Booster Member	Brian Balow
Booster Member	Bill Hess
Booster Member	Danny Klein
Booster Member	David Mason

2020 TEAM INFORMATION

Lettermen Returning	13
Lettermen Lost	7
2019 All-League Returning (2)	T. Lipsey & A. Joe
2019 All-League Lost (1)	A. Sherman
2019 All-District Returning (1)	A. Joe
2019 All-District Lost (0)	None
2019 All-Region Returning (1)	A. Joe
2019 All-Region Lost (0)	None

RETURNING LEADERS

Batting Average	Aerik Joe (.444)
Games	Trey Lipsey (33)
Runs	James Berry (24)
Hits	Aerik Joe (44)
Walks	Trey Lipsey (24)
Doubles	Aerik Joe (11)
Triples	James Berry (2)
Home Runs	Multiple Players (0)
RBI's	Aerik Joe (31)
Stolen Bases	Aerik Joe (12)
ERA	Trey Lipsey (1.14)
Wins	Michael Brown & Trey Lipsey (2)
Appearances	Eli Turner (6)
Saves	James Berry & Michael Brown (1)
Innings Pitched	Ethan Gilman (27.2)
Strikeouts	Ethan Gilman (21)

2019 REVIEW

Regular Season Record	17-17
Regular Season Home Record	10-9
Regular Season Away Record	6-7
Regular Season Neutral Record	1-1
OAA White Regular-Season Record (Finish)	5-7 (3rd)
District Tournament Record	0-1
Final Rankings	Unranked



2020 VARSITY ROSTER

NUMERICAL

#	Player	Pos.	B/T	Class	Middle School
2	Trey Lipsey	OF/P/IF	L/R	Junior	Berkshire
5	Charlie Meilinger	P/C/OF	R/R	Senior	Berkshire
6	Sam Shienbaum	IF/OF	R/R	Senior	Berkshire
8	Will Hess	P/OF	R/R	Senior	Berkshire
9	Aidan Davis	IF/OF	R/R	Senior	Berkshire
11	Caleb McKeever	OF/P	R/R	Senior	Berkshire
13	Ben Klein	P/1B	R/R	Senior	Hillel Day
14	Ethan Gilman	P/OF/1B	L/L	Senior	Covington
17	Aerik Joe	IF/P	R/R	Senior	Berkshire
20	Michael Brown	P/IF	R/R	Senior	Berkshire
27	James Berry	P/IF	L/R	Senior	Berkshire
36	Jackson Zako	IF	L/R	Sophomore	Berkshire
40	Charlie Cusimano	P/1B	L/L	Sophomore	Covington
60	Eli Turner	P/IF	R/R	Senior	Berkshire

ALPHABETICAL

#	Player	Pos.	Cl.
27	Berry, James	P/IF	Sr.
20	Brown Michael	P/IF	Sr.
40	Cusimano, Charlie	P/1B	So.
9	Davis, Aidan	IF/OF	Sr.
14	Gilman, Ethan	P/OF/1B	Sr.
8	Hess, Will	P/OF	Sr.
17	Joe, Aerik	IF/P	Sr.
13	Klein, Ben	P/1B	Sr.
2	Lipsey, Trey	OF/P/IF	Jr.
11	McKeever, Caleb	OF/P	Sr.
5	Meilinger, Charlie	P/C/OF	Sr.
6	Shienbaum, Sam	IF/OF	Sr.
60	Turner, Eli	P/IF	Sr.
36	Zako, Jackson	IF	So.

Note: Our school district made the decision to cancel school on Friday, March 13th to reassess what best practices would be needed moving forward as the pandemic unfolded. On that same date, the MHSAA announced that it would suspend sports for three weeks to deter the spread of Covid-19. Unfortunately, the season would eventually be cancelled and the school year would be finished virtually. On Thursday, March 12th, the coaching staff remained at the school finalizing rosters for all three levels of our program at the conclusion of the four-day tryout. Arguably the most difficult part of being a high school coach is the end of tryouts when cuts need to be made. The coaching staff elected to not communicate decisions to players in exit meetings which were meant to be held on the 13th regarding tryouts, cuts, and team placement. Therefore, the roster included on this page only includes returning varsity players from the 2019 season. Additionally, the rosters for JV and freshmen teams will also not be included in the 2020 media guide under the circumstances. New Lettermen Bios and JV and Freshmen team pictures will also not be included in this year's media guide (normally found later in the guide). Heights and weights, normally included in past media guides, are also not included in this year's guide (on this page as well as on individual biography pages). Furthermore, Veteran Bio headshots are not updated from the 2019 media guide.



2020 OUTLOOK

In Coach Morrison's fifth year at the helm, Groves is looking to return to their winning ways in 2020. Groves is coming off of a 17-18 season from a year ago.

Groves has 23 different teams on the 2020 regular season varsity schedule including six OAA White opponents. Out of the opponents on this year's schedule, eighteen of twenty-three are returning from 2019. For the first time since the 2016 season, Groves does not have any scrimmages scheduled. The Falcons will begin the season with a home game in March followed by an away double header to close out the month. In April, the Falcons will take to the road eight times and play host nine times. In May, the team has ten away games scheduled alongside a single neutral-site game with eight home games.

At the end of the regular season docket, Southfield Arts & Tech will host the six-team district. District 22 includes Groves, Seaholm, Brother Rice, Detroit Mumford, Redford Thurston and the host; Southfield A&T. Groves only faces two district opponents in the regular season. Groves has never played a game with Mumford, has played Seaholm more than any other opponent, and could (depending on the district draw) have a "throwback" matchup with Redford Thurston; a league foe from 1964-1972 with no matchup between the schools since then. The Pre-District game will take place on Tuesday, May 26th with District play concluding on May 30th.

Groves baseball is looking to rebound from a lackluster 2019 campaign. A slew of sophomore talent joining the 13 returning lettermen on the 2020 squad may have "2016" written all over this year. The Groves Falcons put together a sub-.500 winning percentage in 2019 and will look to place itself back into the conversation of top local baseball schools. On the road to recovery, Groves will utilize the help of new lettermen along with a healthy return of veteran talent. The Falcons will return 65.7% of hit production as well as 63.4% of runs scored and 71.3% RBIs produced from last season. However, the Falcons will have to reinvent themselves on the basepaths with much of their base thieves lost to graduation.

Of the sixteen players who made a mound appearance in 2019, ten of them are set to return to the 2020 squad. Although returning players and newcomers will be asked to spend more time on the bump as 56.6% of innings pitched from the 2019 team will be lost to graduation.

Groves will open OAA White play with Southfield Arts and Tech this season for the first ever league match-up with the Warriors. With the move from four OAA divisions to three, Southfield A&T finds itself in the White for the first time in its short history. After the series with the Warriors, Groves will play another newcomer to the OAA White; Oak Park. The two schools shared an NWSL league rivalry from 1964-1972 and have not met on the baseball field since 1986. Beginning on April 21st, Groves will continue league rivalries from the 2018 and 2019 seasons starting with North Farmington. This will be the first season that North Farmington does not feature a unified team with the closing of Farmington Harrison. After the league series with the Raiders, the Falcons will square up with Farmington before beginning their series with

returning OAA White champions; Seaholm. After a bye week that features three non-league games, Groves will close out 2020 league play with West Bloomfield similar to last season.

Groves returns an All-Region player in Aerik Joe for the 2020 season. Joe garnered both All-League and All-District recognition as well after hitting .444 in 2019 with 31 RBI and 23 runs scored. As a sophomore, Trey Lipsey hit .369 with a .504 on-base percentage to earn a spot on the All-League team.

The 2020 schedule includes 23 different opponents across six different MHSAA conferences along with the annual game with a Canadian school. The Falcons will play Lakes Valley Conference opponents as frequently as teams from the OAA White as Groves will face six teams from the LVC. In addition to the six OAA White teams, Groves also has four teams from the OAA Blue slotted for the 2020 campaign. For the second year in a row, only two private schools make their way onto the Falcon schedule. Representation from two different divisions of the Macomb Area Conference along with opponents from the Kensington Lakes Activities Association, Capital Area Activities Conference, Ottawa-Kent Conference, Windsor Essex County Secondary School Athletic Association, and an independent team round out this year's schedule.

Many of Groves' 2020 opponents found success last season. Fourteen opponents had winning records with ten eclipsing the 20 win plateau in 2019. Eight teams were able to raise League Championship banners along with a couple teams raising District Championship trophies as well.

The Falcons have a couple teams on the schedule that are ranked in the preseason polls. Groves will travel to East Lansing, as they did last season as well, to face the eighth-ranked Trojans. Groves will host twelfth-ranked Brighton at the end of the season. Brighton is the only first-timer to Groves' schedule this season as the 2019 game between the schools did not take place. Although not guaranteed to be on the schedule, the Falcons often find themselves in a post-season matchup with Brother Rice. The Warriors are ranked sixth in the MHSBCA 2020 preseason poll. Groves also has a mid-May game at home against Division 2's fourth-ranked team in Country Day.

As has been the case for the past couple of seasons, this year will again have a personal touch for Coach Morrison as his parents' alma maters (Berkley and Lamphere) as well as his brother and his' (Walled Lake Central) are on the schedule once again.

The oldest school on Groves' schedule is Utica, which opened in 1876. Three opponents were founded in the 19th century. Southfield A&T combined from Lathrup and Southfield High in 2017 and is the newest school on the 2020 calendar. Three opponents opened their doors in the 21st century. More than half (13 of 23) of schools on the schedule were founded between 1951 and 1973. The 2020 schedule is full of school rivalries that are either well-established or fairly new. Thirteen rivalries on this season's schedule were developed in the '60s or '70s and nine were established this century with six schools first playing Groves after Coach Morrison took the helm. None of this season's opponents played Groves for the first time in the '80s or '90s. All of this season's opponents have recently played Groves in the last couple of seasons outside of Oak Park (last played in 1986) and Waterford Kettering (last played in 2013). Sixteen schools on this season's docket lined up against the Falcons last season.

Groves will face five mammals, eleven "types of people," and four birds in 2020. Groves will also face two insects although Country Day spells it "Yellowjackets" while Avondale uses a space, "Yellow Jackets." The Maples are the only team that does not fit into one of those four categories.

Of the twenty-two teams on the schedule that Groves has faced in the past, the Falcons have an overall winning record against seventeen of them, are tied with two, and will play four teams that they have losing records against.

It is difficult to predict the strength of public school opposition on a yearly basis. Seaholm's recent records are a good example. In 2017, Seaholm finished second in league play. Groves entered the final week of league play tied with Seaholm for first place in the OAA White before sweeping the Maples for the league title. A year later, Seaholm finished last in the OAA White. In 2019, the Maples returned to the top of the OAA White; winning their first league championship in a decade. As long as Groves keeps the mindset as never rebuilding and always reloading, they will be in contention for a league title on a yearly basis.

Groves returns some key contributors from last season's team and adds a lot of depth from a strong sophomore class. The coaching staff expects the 2020 squad to return back to their winning ways in preparation for one of the toughest districts in the state come playoff time.



COACHING STAFF

Varsity Coaching Staff

Shawn Morrison will coach Groves for a fifth time in 2020 as the head coach. In his first four seasons as head coach, Groves has played a three-game league series on 18 occasions. Coach Morrison has helped guide Groves to victory in 14 of them which includes seven league sweeps from 2016-2019 en route to a 106-45 overall record while at Groves.

Coach Morrison helped guide the Falcons to a new school record with 31 wins in his first season at the helm. This was capped by Groves' first District Championship since 2005 with wins against Seaholm and Brother Rice in the tournament. Shawn helped set a new school win record the following season with 32 wins which includes the second best winning percentage in school history.

Before coaching at Groves, Morrison was the varsity head coach at Battery Creek High School in South Carolina in 2013 and 2014. The Dolphins went 11-3 over those two seasons in league play and earned a playoff berth both seasons. From 2009-2012, Shawn was the head middle school coach at McCracken where the Bulldogs went 40-6 in league play during those years. Shawn started his coaching career at Fernandina Beach High School as a varsity assistant for three seasons.

Coach Morrison enjoyed a successful playing career before coming to Groves. After playing baseball at Walled Lake Central through 1998, Shawn racked up 15 wins and a winning record at Western Michigan University from 2000-

2003. Morrison played internationally for the Mannheim Tornados in Germany in 2006 and in Canberra, Australia and Cape Town, South Africa in subsequent years. Shawn also spent the 2007 spring training in Kansas City in the Northern League before finishing that season in Amarillo, Texas in the United League.

In addition to playing overseas, Morrison helped coach at various levels in Germany, Australia, and was the first non-South African ever to be named a provincial head coach while coaching the Western Cape U18 team.

Shawn earned his bachelor in education from Western Michigan in 2002, master's in educational administration in 2011 from the University of South Carolina, and has his National Board Certification. He currently is a social studies teacher at Groves.

Joe Rusek has been an active participant of the coaching community since he began teaching at Groves for the 2017-2018 school year. This will be his third season on the varsity coaching staff beginning with helping guide Groves baseball to a 26-10 record in his inaugural season on staff.

Joe began his Birmingham coaching career at Seaholm. He was a varsity assistant for the Maple girl's basketball program for two seasons and spent three seasons with Seaholm's football program including a stint as the JV head coach in the fall of 2018. After coaching baseball at Groves in the spring of 2018, Joe has now coached both football and girl's basketball at

Groves. Joe began his baseball coaching career as an assistant JV coach at Utica Ford while doing his student teaching there in 2017.

After graduating from L'Anse Creuse High School in 2012, Joe obtained his bachelor's degree from Michigan State in East Lansing in 2016. Joe currently teaches in the social studies department at Groves.

Ever since Shawn Morrison was named as head coach in 2016, **Kyle Stratton** has been at his side lockstep for the journey. Stratton was instrumental in helping Groves win a District Championship in 2016 and League Championship the following year. Kyle was a head coach for the summer of 2016 and '17 seasons in the Titan organization and coached with the Michigan Red Sox in 2018.

Kyle graduated from Groves in 2015 and was an All-District selection on the final of Coach Crosby's 41 teams at Groves. Kyle finished his playing career at Adrian College where you was a member of both the NCAA team for two seasons along with playing on the NCBA club team for two years. Kyle recently graduated from Adrian College with a degree in business marketing.

George Cutler will join Groves as a coach for the first time. Cutler joins Stratton and Bodary as playing alum of the coaching staff. George earned All-League as well as All-District honors as a player in 2017 and 2018 and continued his playing career for a season at Kalamazoo College in 2019.

JV Coaching Staff

Adam Bodary is no stranger to Groves Baseball. This season, he will lead the Falcons JV program for the fourth straight year. One of three coaches on staff that are alumni of Groves High School, Adam attended Groves from 2004-2008. Last season, Bodary's JV squad finished with an impressive 21-9 record. This followed back-to-back 18 win seasons for the JV program. Heading into the 2020 season, Groves' JV program holds a 57-26-4 record under Adam's guidance.

Outside of 2016 when Coach Bodary was Varsity Head Coach at Henry Ford Academy for Creative Studies, Adam has been a mainstay within the Groves Baseball Organization. In 2012, Adam was a varsity assistant for Coach Crosby. In 2013, he was an assistant on JV for Mark Sackett. In 2014 and 2015, Adam helped Nate Durant at the freshmen level. Additionally, Adam has coached within the Michigan Red Sox

organization at various levels from 2011 to 2017 during the summers and has been a private pitching instructor from 2013 to the present.

Adam graduated from Denison University in 2012 with a Bachelor in Religious Studies and pitched for the 2009 baseball team.

Adam is a freelance copywriter in Troy on top of being a pitching instructor.

Since becoming the JV head coach, **DJ Zeigler** has been Adam's assistant from the outset. Coach Zeigler has been instrumental in the JV program's 57 wins over the past four seasons. DJ has previously coached the Southfield Padres during the summers of 2013 and 14. Coach Zeigler graduated from Kentucky State University in 2010 with a Bachelor in Physical Education. He was a four-year starter at third base and two year captain. He finished a career .395 hitter with 14 collegiate homeruns. In high school, Coach Zeigler graduated third in

his class at St. Martin DePorres where he earned eleven letters across football (4), baseball (4), basketball (2), and track (1). During his high school career, DJ has been a member of four state championship teams.

DJ Zeigler worked as a paraeducator for five years in the district through 2018. He currently teaches in the Oak Park School District.

Jacob Crane will join the JV coaches for the first time. Last season, Jacob helped coach Groves at the varsity level and was an assistant freshmen coach at Seaholm in 2018.

Coach Crane graduated from Berkley High School in 2016 where he played baseball. Jacob played club baseball at Central Michigan upon graduation from Berkley.

Jacob has been a paraprofessional at Seaholm High School since the spring of 2018. At the beginning of the season, he will transition into the same role at Groves High School.

Freshmen Coaching Staff

The Freshmen team will be led by three new faces to the Falcon baseball program. Matt Makie and Ryan Lentz will share co-head coaching responsibilities and will be assisted by Brent Boukis.

Ryan Lentz graduated from L'Anse Creuse North in 2017 and went on to play baseball at Henry Ford College through 2019. He has also been an assistant coach of the 17u Sting Elite Prospects, head coach of the 15u Metro

Detroit Baseball Club, and has also worked with the Detroit Tigers foundation the last couple of years instructing at baseball and softball camps.

Matt Makie went to Fraser High and graduated there in 2017. He continued his baseball playing career at St. Clare Community College in 2019. He has been coaching since the age of seventeen and has recently been involved with two summer programs on top of working various winter training programs. Heading into

this season, Matt is building golf carts at a local golf shop in addition to his time spent coaching at Groves.

Brent Boukis went to Roseville High School where he played a season on JV and three on the varsity squad. He graduated in 2016. Brent currently works at Planet Fitness.

The Freshmen staff are all excited for their first experiences coaching a spring season at a high school level.

VETERAN BIOS

27



JAMES BERRY

RHP / IF / OF • L-R • SR • 1VL

hit .303 for the 2018 JV team and led the team in plate appearances with 95 and runs scored with 25. He was second with 14 walks drawn and 21 stolen bases. He also led the 2018 JV squad with five wins as a pitcher and a 1.02 ERA while holding opponents to a .171 batting average. James wore number 27 as a sophomore on JV in 2018 and number 56 on the 2017 freshmen team.



James Berry is a senior entering his second full season on varsity. Last season, James led the Falcons in triples and runs scored. He had an extra-base hit in five straight games from May 16th through the 25th. As a sophomore, James



and collected an RBI in 4-5 loss to Jenison at East Lansing on May 4th... went 1-3 with a run scored and RBI in 4-7 loss at South Lyon East on May 6th... went 2-3 while hitting first varsity triple, stole a base, scored a run, and collected three RBI in 6-3 win versus Waterford Mott on May 11th... went 2-4 with a stolen base and two RBI in 8-1 win at West Bloomfield on May 13th... went 1-2 with a walk, stolen base, and two runs scored in 10-0 win over Walled Lake Western on May 14th... went 2-4 with a double, run scored, and RBI in 3-6 loss to Walled Lake Central on May 16th... doubled with a run scored in 3-0 win at Walled Lake Central on May 20th... doubled with two runs scored and two RBI in 7-8 loss to Troy Athens on May 23rd... went 1-2 with a double, was hit-by-a-pitch, and scored two runs in 11-5 win at Waterford Mott on May 24th... was 2-4 with a triple, two RBI, a stolen base, and a run scored in 8-3 win over Walled Lake Northern on May 25th... went 1-3 with a walk, two runs scored, and an RBI in 6-7 loss to Seaholm during district play at Brother Rice on June 1st...

2019 (Junior)

James collected his first varsity plate appearance, hit, run scored, and RBI in 13-3 win over Royal Oak on April 9th... went 1-1 with a run scored in 4-5 loss to Troy on April 10th... made first mound appearance and first pitching start in 14-9 win at Lamphere on April 12th... collected first varsity hit-by-pitch and earned the save on the mound in 9-4 win over North Farmington on April 15th... went 1-3 with a run scored in 3-4 loss at Seaholm on April 22nd... collected first varsity walk in 0-10 loss at Seaholm on April 22nd... collected first varsity stolen base after drawing a walk in 5-4 win over Plymouth at Walled Lake Central on April 27th... threw a season-high four innings in 2-5 loss at Walled Lake Central on April 27th... dropped first sacrifice bunt and went 1-3 with a run scored in 9-12 loss to Farmington on April 30th... went 1-2 with a walk, three runs scored, two stolen bases, and two RBI in 8-0 win at Farmington on May 2nd... went 1-2 with a sacrifice bunt in 0-1 loss to Farmington on May 3rd... hit first varsity double

2018 (Sophomore)

James made his first appearance on varsity as a pinch runner in 6-2 win over Waterford Mott on May 24th.

BERRY'S CAREER VARSITY STATS

Hitting and Fielding

Year	AVG	GP	AB	R	H	2B	3B	HR	RBI	BB	HP	SO	SF	SH	ROE	FC	OBP	SLG	SB	PO	A	E	DP	FP
2018	---	1	0	0	0	0	0	0	0	0	0	0	0	0	0	0	---	---	0-0	0	0	0	0	---
2019	.297	31	74	24	22	5	2	0	18	9	3	12	1	2	5	3	.391	.418	9-11	22	13	5	2	.875
Totals	.297	32	74	24	22	5	2	0	18	9	3	12	1	2	5	3	.391	.418	9-11	22	13	5	2	.875

Pitching

Year	ERA	W-L	APP	GS	CG	SHO/CBO	SV	IP	H	R	ER	BB	SO	BF	AB	O/BA	O/BP	WP	HBP	BK	#P	WHIP
2019	3.41	0-0	4	1	0	0/0	1	12.1	9	9	6	14	4	62	44	.205	.435	1	4	0	251	1.865

VETERAN BIOS

20



MICHAEL BROWN



RHP / IF • R-R • SR • 1VL

the win in relief, in 10-9 win over Utica Ford on May 29th... threw one and a third scoreless innings in 6-7 loss to Seaholm in district play at Brother Rice on June 1st.

Michael Brown is a senior entering his second season on varsity. Last season, Michael went 2-0 on mound which included a complete game shutout. In 2018, Michael was second on the JV team with 20 RBI. He led the 2018 JV squad with five sacrifice bunts. He was 2-0 on the mound for the freshmen in 2017 and led the freshmen squad in batting average and on-base percentage. He was second on the 2017 team in walks drawn. Michael wore number 59 as a sophomore on JV in 2018 and number 67 on the freshmen team in 2017.

2019 (Junior)

Michael collected his first varsity plate appearance and walk in 13-3 win over Royal Oak on April 9th... collected his first varsity hit, going 1-1, in 5-4 win over Plymouth at Walled Lake Central on April 27th... went 1-3 and collected first varsity RBI in 2-5 loss at Walled Lake Central on April 27th... First varsity hit-by-pitch in 9-12 loss to Farmington on April 30th... was hit-by-a-pitch again on May 5th in 4-5 loss to Jenison at East Lansing... collected first varsity sacrifice bunt and first varsity run scored in 8-9 loss to East Lansing on May 5th... scored a run in 3-8 loss to West Bloomfield on May 13th... made first varsity mound appearance on May 14th and threw a complete-game shutout versus Walled Lake Western in the 10-0 win... Earned a save, throwing the final three innings, in 11-5 win at Waterford Mott on May 24th... moved record to 2-0, picking up



BROWN'S CAREER VARSITY STATS

Pitching

Year	ERA	W-L	APP	GS	CG	SHO/CBO	SV	IP	H	R	ER	BB	SO	BF	AB	O/BA	O/BP	WP	HBP	BK	#P	WHIP
2019	2.71	2-0	4	1	1	1/0	1	10.1	10	4	4	5	5	45	40	.250	.333	2	0	0	171	1.452

Hitting and Fielding

Year	AVG	GP	AB	R	H	2B	3B	HR	RBI	BB	HP	SO	SF	SH	ROE	FC	OBP	SLG	SB	PO	A	E	DP	FP
2019	.182	12	11	2	2	0	0	0	1	1	2	1	0	1	1	0	.357	.182	0-0	3	5	2	0	.800

VETERAN BIOS

40



CHARLIE CUSIMANO


LHP / 1B • L-L • SO • 1VL



Charlie Cusimano is a sophomore entering his first full season on varsity. Last season, prior to being called up to varsity, Charlie carried a 1.75 ERA across 16 innings pitched in three starts for the JV team. He also had a .321 batting average with a .457 on-base percentage across 13 games played for the JV squad. Last season, Charlie wore number 40 during the JV season and during away varsity games. He wore number 85 for home varsity games in 2019.

2019 (Freshman)

Charlie collected his first varsity mound appearance and plate appearances, drawing his first career varsity walk in an 8-9 loss at East Lansing on May 5th... threw a scoreless inning of relief in 8-1 win at West Bloomfield on May 13th... made first varsity pitching start, throwing a complete game, in 4-2 win over West Bloomfield on May 15th... threw five innings, in a no-decision, in start against Troy Athens on May 23rd.



CUSIMANO'S CAREER VARSITY STATS

Pitching

Year	ERA	W-L	APP	GS	CG	SHO/CBO	SV	IP	H	R	ER	BB	SO	BF	AB	O/BA	O/BP	WP	HBP	BK	#P	WHIP
2019	1.50	1-1	5	3	1	0/0	0	18.2	22	17	4	5	11	90	84	.262	.311	3	1	2	273	1.446

Hitting and Fielding

Year	AVG	GP	AB	R	H	2B	3B	HR	RBI	BB	HP	SO	SF	SH	ROE	FC	OBP	SLG	SB	PO	A	E	DP	FP
2019	.000	6	6	0	0	0	0	0	0	1	0	3	0	0	0	0	.143	.000	0-0	11	8	0	1	1.000

VETERAN BIOS

9



AIDAN DAVIS


IF / OF • R-R • SR • 1VL



Aidan Davis is a senior entering his second season on varsity. Last season, Aidan made the most of his appearances in the outfield and on the basepaths. In 2018, Aidan hit .318 with 10 runs scored and 10 RBI for the JV team. Aidan carried a 1.000 fielding percentage in 2017 for the freshmen team across 8 games played before missing the bulk of the season to an injury. Aidan wore number 9 on 2018's JV team and number 62 on the freshmen team in 2017.

2019 (Junior)

Aidan made his first varsity appearance, going 1-2 with two stolen bases in 13-3 win over Royal Oak on April 9th... stole a base in 5-4 win over Plymouth at Walled Lake Central on April 27th... stole a base in 8-0 win at Farmington on May 2nd... collected first varsity hit-by-pitch in sole plate appearance of 8-9 loss at East Lansing on May 4th... scored first varsity run on May 11th in 6-3 win over Waterford Mott.



DAVIS' CAREER VARSITY STATS

Hitting and Fielding

Year	AVG	GP	AB	R	H	2B	3B	HR	RBI	BB	HP	SO	SF	SH	ROE	FC	OBP	SLG	SB	PO	A	E	DP	FP
2019	.091	11	11	1	1	0	0	0	0	0	1	1	0	0	0	0	.167	.091	4-4	4	5	2	0	.818

VETERAN BIOS

14



ETHAN GILMAN

OF / LHP / 1B • L-L • SR • 1VL

Ethan Gilman is a senior entering his third season on the varsity team. Last season, Ethan made the most of his appearances on the mound. As a sophomore, Gilman played in 23 games and batted .250 with seven runs scored. In 2018, Ethan made all of his appearances defensively in the outfield. As a freshman, he had the second most amount of plate appearances on the JV team in 2017. He hit .333 with 26 RBI, and had 22 runs scored, eight stolen bases, four doubles, a triple, and two homeruns in 2017. He went 3-0 across 26.2 innings pitched his freshman year for the JV team. He struck out 30 and walked 10 in eight appearances, including seven starts in 2017. Last season, Ethan wore number 14 after wearing number 37 as a sophomore on varsity. As a freshman, he wore number 52 in 2017 for the JV squad.

2019 (Junior)


Ethan collected his first varsity mound appearance, throwing seven and a third innings of no-hit baseball, while striking out six, to earn the win in extra-innings over Detroit Western International on March 28th... walked, stole two bases, and scored two runs in 13-3 win over Royal Oak on April 9th... went 1-2 with an RBI and made first varsity start on the mound, surrendering zero earned runs while striking out five in four and two-thirds innings pitched, in 4-5 loss to Troy on April 10th... dropped

a sacrifice bunt in 5-4 win over Utica on April 13th... walked and stole a base in 1-3 loss to Country Day on April 16th... gave up two earned runs after throwing 6.2 innings and striking out five in 3-4 loss to North Farmington on April 15th... threw a complete game, striking out five while surrendering zero earned runs and only four hits in 0-1 loss to Farmington on May 3rd...

2018 (Sophomore)

Ethan collected his first varsity plate appearance and went 1-3 with a run scored in 4-1 win at Berkley on March 28th... collected a hit in the first four games of the season... drew first varsity walk in 3-2 win over Bishop Foley on April 9th... dropped first varsity sacrifice bunt and went 1-2 in 7-2 win at Troy on April 11th... collected first varsity stolen base in 8-2 win at Walled Lake Central on April 13th... walked and scored a run in 7-5 win at Seaholm on April 18th... collected first varsity RBI on first varsity sacrifice fly in 8-6 win at Utica

on April 21st... first multi-hit game, going 2-3 with a run scored in 2-10 loss at De La Salle on May 1st... went 1-1 with a run scored versus Rochester Stoney Creek in 6-5 win on May 4th... went 1-2 with a run scored, a walk, and was hit-by-a-pitch in 11-3 win against North Farmington on May 16th... went 2-4 with an RBI in 5-4 win over Farmington on May 22nd... hit first varsity extra-base hit and collected two RBI after doubling in 5-4 win against Seaholm on May 23rd... went 1-1 with two walks and a stolen base in 6-2 win over Waterford Mott on May 24th.



GILMAN'S CAREER VARSITY STATS

Hitting and Fielding

Year	AVG	GP	AB	R	H	2B	3B	HR	RBI	BB	HP	SO	SF	SH	ROE	FC	OBP	SLG	SB	PO	A	E	DP	FP
2018	.250	23	48	7	12	1	0	0	4	8	3	17	1	1	1	0	.383	.270	2-3	20	3	3	1	.885
2019	.053	12	19	2	1	0	0	0	1	3	0	8	0	1	3	0	.182	.053	3-4	4	9	1	0	.929
Totals	.194	35	67	9	13	1	0	0	5	11	3	25	1	2	4	0	.329	.208	5-7	24	12	4	1	.900

Pitching

Year	ERA	W-L	APP	GS	CG	SHO/CBO	SV	IP	H	R	ER	BB	SO	BF	AB	O/BA	O/BP	WP	HBP	BK	#P	WHIP
2019	1.77	1-4	5	4	1	0/0	0	27.2	23	14	7	13	21	120	107	.215	.300	0	0	0	440	1.301



VETERAN BIOS

8



WILL HESS



OF / RHP • R-R • SR • 1VL


Walled Lake Central... drew first varsity walk in 4-7 loss to South Lyon East on May 6th... collected first varsity hit and run scored in 11-5 win at Waterford Mott on May 24th... first varsity multi-hit game,

going 2-4 with two runs scored and first varsity RBI in 8-3 win over Walled Lake Northern on May 25th... went 1-1 with a walk, run scored, and two RBI in 10-9 win over Utica Ford on May 29th... scored a run in 6-7 district loss to Seaholm at Brother Rice on June 1st.

Will Hess is a senior entering his second season on varsity. Last season, Will made most of his appearances in the outfield. In 2018, Will led the JV team in walks drawn and finished with a .544 on-base percentage. He also led the 2018 JV with 22 stolen bases. On the freshmen team in 2017, he hit over .350 and held the opposition to a .170 on-base percentage while on the mound. Will wore number 8 on 2018's JV team and number 68 on the freshmen team in 2017.

2019 (Junior)

Will collected his first plate appearance and sacrifice bunt in 4-5 loss to Troy on April 10th... collected first varsity stolen base on April 27th in 2-5 loss to




HESS' CAREER VARSITY STATS

Hitting and Fielding

Year	AVG	GP	AB	R	H	2B	3B	HR	RBI	BB	HP	SO	SF	SH	ROE	FC	OBP	SLG	SB	PO	A	E	DP	FP
2019	.250	12	16	5	4	0	0	0	3	2	0	3	0	1	3	3	.333	.250	1-1	1	0	0	0	1.000

VETERAN BIOS

17



AERIK JOE

IF / RHP • R-R • SR • 2VL

Aerik Joe is a senior entering his third year on varsity. After splitting time at shortstop and second base in 2018, Aerik was a mainstay at shortstop last season. In 2019, Aerik led the team in most major offensive categories including batting average (.444), hits (44), RBIs (31), and stolen bases (12). Additionally, he was an All-League, All-District, and All-Region selection. In his Junior campaign, Aerik found himself on base in every game except four. In 2018, Aerik hit .277 with 26 runs scored and 15 RBI across 35 games played and led the 2018 varsity squad with six sacrifice bunts. As a freshman, he led the JV squad with a .424 batting average in 2017. In 59 at bats, he had 25 hits with 16 runs scored, 18 RBI, three doubles, and 14 stolen bases as a freshman. He only struck out three times across the 2017 season. He finished with a .478 on-base percentage for the JV squad. Aerik wore number 55 as a freshman on JV. Aerik will play baseball at Air Force upon graduation from Groves.

2019 (Junior)

Aerik collected his first hit, run scored, walk, stolen base, and multi-RBI game of the season in 8-7 extra-inning win over Detroit Western on March 28th... went 3-4 with two runs scored and three RBI in 13-3 win over Royal Oak on April 9th... went 2-4 with a double and RBI in 4-5 loss to Troy on April 10th... went 2-4 with a double, triple, two runs, two RBI, and a stolen base at Lamphere on April 12th... went 1-2 with a walk and stolen base in 5-4 win over Utica on April 13th... hit a double and scored two runs in 3-4 loss against North Farmington on

April 15th... went 2-4 with a run scored and two RBI in 9-4 win over North Farmington on April 15th... went 2-3 in 1-3 loss versus Country Day on April 16th... went 2-3 with two runs scored, a stolen base, and an RBI in 6-3 win at North Farmington... walked, got a hit, scored a run, stole two bases, and had an RBI in 5-4 win over Plymouth at Walled Lake Central on April 27th... went 2-3 with a double, RBI, and stolen base in 2-5 loss at Walled Lake Central on April 27th... went 2-4 with a double, run scored, and an RBI in 9-12 loss versus North Farmington on April 30th... went 4-5 with two stolen bases, a double, and run scored in 8-9 loss at East Lansing on May 4th... went 3-3 with a run scored and RBI in 6-4 win over Avondale on May 8th... hit a double, collected two RBI, stole two bases, and scored a run on May 11th in 6-3 win over Waterford Mott... went 2-5 with two runs scored and a double in 8-1 win at West Bloomfield on May 13th... collected two RBIs on two hits, including a double, in 10-0 win over Walled Lake Western on May 14th... extended his hitting streak to twelve games when he collected three RBI, two runs scored, and struck a double in 11-5 win at Waterford Mott on May 26th... collected four RBI with a 2-3 performance and a sacrifice fly in 10-9 win over Utica Ford on May 29th...

2018 (Sophomore)

Aerik collected his first varsity plate appearance and RBI in 4-1 win at Berkley on March 28th... collected first varsity hit, sacrifice bunt, and walk after going 1-2 with two walks and an RBI in 3-2 win over Bishop Foley on April 9th... scored first varsity run after going 2-2 with a walk, an RBI, and two runs scored in 7-2 win at Troy on April 11th... collected first varsity stolen base in 8-2 win at Walled Lake Central on April 13th... made first varsity pitching

appearance, throwing a perfect scoreless inning with a strikeout and went 1-3 offensively in 8-11 loss to Royal Oak Shrine on April 19th... hit first varsity extra-base hit, going 2-4 with a double, stolen base, RBI, and run scored and threw four innings as the starting pitcher in 8-6 win at Utica on April 21st... went 1-2 with a double, walk, two runs scored, and two RBI in 13-2 win at Utica on April 21st... went 1-3 in both losses at Farmington on April 23rd... went 2-3 with two runs scored in 6-2 win over Farmington on April 25th... walked twice and stole a base in 5-1 win at St. Thomas of Villanova on April 27th... went 1-3 with a sacrifice bunt and run scored in 3-1 win over Rochester Stoney Creek on May 4th... scored two runs after collecting first varsity hit-by-pitch in 6-5 win over Rochester Stoney Creek on May 4th... went 2-4 with a run scored and RBI in 5-4 win over West Bloomfield on May 7th... walked, dropped a sacrifice bunt, and scored a run in 7-3 win at West Bloomfield on May 9th... scored two runs and collected two RBI in 11-3 win over North Farmington on May 16th... hit first varsity sacrifice fly and walked in 7-2 win over Seaholm on May 23rd... went 1-1 with a walk and run scored in 5-4 win over Seaholm on May 23rd... went 1-3 in 6-2 win over Waterford Mott on May 24th... scored a run, collected two RBI, was hit-by-a-pitch, stole a base, had a sacrifice bunt, and made first varsity relief appearance on the mound in 9-14 loss to Walled Lake Northern on May 26th... was 1-3 with a double and two sacrifice bunts in 6-5 pre-district win over Bloomfield Hills on May 29th... went 3-3 with two runs, two RBI, and hit first varsity triple in 15-9 win over Royal Oak on May 31st... went 1-3 with a double, a walk, and two runs scored in 7-1 district win over Avondale on June 2nd... went 1-3 in 3-7 district championship loss to Brother Rice on June 2nd.



JOE'S CAREER VARSITY STATS

Hitting and Fielding

Year	AVG	GP	AB	R	H	2B	3B	HR	RBI	BB	HP	SO	SF	SH	ROE	FC	OBP	SLG	SB	PO	A	E	DP	FP
2018	.277	35	101	26	28	4	1	0	15	11	2	16	1	6	10	6	.357	.336	7-10	60	59	12	11	.908
2019	.444	32	99	23	44	11	1	0	31	9	0	6	1	1	3	7	.486	.575	12-13	45	53	12	6	.891
Totals	.360	67	200	49	72	15	2	0	46	20	2	22	2	7	13	13	.420	.455	19-23	105	112	24	17	.900

Pitching

Year	ERA	W-L	APP	GS	CG	SHO/CBO	SV	IP	H	R	ER	BB	SO	BF	AB	O/BA	O/BP	WP	HBP	BK	#P	WHIP
2018	5.73	0-0	4	3	0	0/0	0	7.1	9	11	6	6	7	41	33	.273	.415	6	2	0	157	2.045
2019	10.50	0-1	1	0	0	0/0	0	0.2	0	4	1	3	0	7	3	.000	.571	0	1	0	29	4.500
Totals	6.12	0-1	5	3	0	0/0	0	8	9	15	7	9	7	48	36	.250	.438	6	3	0	186	

VETERAN BIOS

13



BEN KLEIN

RHP / 1B • R-R • SR • 1VL

appearance, hit, RBI, and run scored in 13-3 win over Royal Oak on April 9th... went 1-1 with a run scored in 14-9 win at Lamphere on April 12th... made first varsity pitching appearance in a start on April 27th in a 2-5 loss at Walled Lake Central...

went 1-3 with two RBI in 8-0 win at Farmington on May 2nd... dropped first varsity sacrifice bunt in 4-5 loss to Jenison on May 4th... hit first varsity double and sacrifice fly while collecting two RBI in 3-8 loss at West Bloomfield on May 13th... first varsity hit-by-pitch, scored a run, and collected two RBI in 10-0 win over Walled Lake Western on May 14th... went 1-3 with a run scored and RBI in 4-2 win over West Bloomfield on May 15th... went 2-3 with a double and RBI in 3-0 win at Walled Lake Central on May 20th... drew first varsity walk and scored a run while throwing a scoreless inning in 7-8 loss to Troy Athens on May 23rd... went 1-2 with a sacrifice bunt and an RBI in 8-3 win over Walled Lake Northern on May 25th.

Ben Klein is a senior entering his second season on varsity. Last season, Ben made the most of his appearances at first base. In 2018, Ben hit .333 in 80 plate appearances for the JV team. He tied for the team lead in homeruns and triples and was second on the team with 22 runs scored that season. He led the team with 10 mound appearances and was second on the JV team with 27.1 innings pitched. He finished second on the freshmen team in 2017 in batting average and on-base percentage. Ben wore number 2 on 2018's JV team and number 7 on the freshmen team in 2017.

2019 (Junior)

Ben collected his first varsity plate



KLEIN'S CAREER VARSITY STATS

Hitting and Fielding

Year	AVG	GP	AB	R	H	2B	3B	HR	RBI	BB	HP	SO	SF	SH	ROE	FC	OBP	SLG	SB	PO	A	E	DP	FP
2019	.242	20	33	5	8	2	0	0	10	1	1	13	1	2	1	0	.278	.303	0-0	77	0	6	1	.928

Pitching

Year	ERA	W-L	APP	GS	CG	SHO/CBO	SV	IP	H	R	ER	BB	SO	BF	AB	O/BA	O/BP	WP	HBP	BK	#P	WHIP
2019	7.00	0-1	2	1	0	0/0	0	3	2	3	3	3	1	15	11	.182	.400	0	1	2	55	1.667

VETERAN BIOS

2



TREY LIPSEY

OF / RHP / IF • L-R • JR • 2VL

Trey Lipsey is a junior entering his second full season on varsity. Last season, Trey earned All-League honors and was second on the team in hits, RBI, runs scored, sacrifice bunts, and triples while leading the 2019 squad in walks drawn and sacrifice flies. During his freshmen season, Trey appeared in thirteen games on JV before being called up onto the varsity team. In those thirteen games, Trey hit .500 with a .609 on-base percentage across 46 plate appearances with three doubles, two triples, sixteen runs scored, seven RBI, and twelve stolen bases. As a pitcher for the JV squad, he made four starts and was 2-0 with a 1.56 ERA across 18 innings pitched. On varsity, Trey finished with a .250 batting average across 17 games played in 2018. As a freshmen, Trey wore number 34.


2019 (Sophomore)

Trey got a hit and scored a run in 8-7 opening day win over Detroit Western International on March 28th... made first varsity pitching start, earning the win while striking out four, surrendering one earned run on two hits in four innings pitched and hit first varsity sacrifice fly and walked three times while scoring a run and stealing a base in four plate appearances in 13-3 win over Royal Oak on April 9th... went 2-3 with two walks, two RBI, and three runs scored in 14-9 win at Lamphere on April 12th... went 1-2 with two walks, an RBI, a stolen base, and a run scored in 5-4 win over Utica on April 13th... went 3-3 with a run scored in 3-4 loss to North Farmington on April 15th... went 1-2 with a stolen

base, run scored, and two walks while earning the win with four innings pitched and three strikeouts while allowing one unearned run in second career varsity mound start in 9-4 win over North Farmington on April 15th... went 1-2 with a double, run scored, and was hit-by-a-pitch in 1-3 loss to Country Day on April 16th... went 1-1 with two RBI in 6-3 win at North Farmington on April 17th... walked at least once in eight straight games between April 27th and May 6th... went 1-3 with a walk and run scored in 2-5 loss at Walled Lake Central on April 27th... went 2-3 with a double, walk, RBI, and run scored in 9-12 loss to Farmington on April 30th while surrendering one earned run on three hits in four innings of a no-decision... went 1-2 with a walk in 0-1 loss to Farmington on May 3rd... went 2-3 with a walk and two runs scored in 4-5 loss to Jenison at East Lansing on May 4th... went 3-4 with three RBI, a walk, a stolen base, and a run scored in 8-9 loss at East Lansing on May 4th... went 1-2 with two walks and a run scored in 4-7 loss at South Lyon East on May 6th... went 1-3 with a walk, run scored, and sacrifice fly in 8-1 win at West Bloomfield on May 13th... went 1-3 with two RBI and a run scored in 10-0 win over Walled Lake Western on May 14th... went 2-3 with a double and RBI in 4-2 win over West Bloomfield on May 15th... went 1-1 with a walk and sacrifice fly in 3-0 win at Walled Lake Central on May 20th... went 1-3 with two RBI in 7-8 loss to Troy Athens on May 23rd... went 1-3 with a walk, run scored, and two RBI in 8-3 win over Walled Lake Northern on May 25th... went 2-4 with a triple, run scored, and two RBI in 6-7 loss in District play to Seaholm at Brother Rice on June 1st...

2018 (Freshman)

Trey collected his first varsity run scored in his first varsity appearance as a pinch runner in a 3-1 win over Rochester Stoney Creek on May 4th... made first varsity plate appearance and collected first varsity hit and walk drawn after going 1-3 in 6-5 win over Rochester Stoney Creek on May 4th... dropped first varsity sacrifice bunt in 1-4 loss to West Bloomfield on May 7th... drew a walk, scored a run, and collected first varsity stolen base in 5-1 win over Lamphere on May 8th... went 1-3 with a sacrifice bunt and collected first varsity RBI in 7-3 win at West Bloomfield on May 9th... first varsity hit-by-pitch in 2-5 loss at North Farmington on May 14th... went 1-3 with two RBI in 11-3 win over North Farmington on May 16th... walked twice, went 1-1, scored a run, stole a base, and collected three RBI in 11-1 win at North Farmington on May 17th... went 1-1 with a run scored and two walks in 7-2 win over Seaholm on May 23rd... went 1-3 with two runs scored in 9-14 loss to Walled Lake Northern on May 26th... made first varsity pitching appearance, throwing a perfect scoreless inning with a strikeout in 15-9 win over Royal Oak on May 31st... went 1-2 with a sacrifice bunt, stolen base, and run scored in 7-1 district win over Avondale on June 2nd.



LIPSEY'S CAREER VARSITY STATS

Hitting and Fielding

Year	AVG	GP	AB	R	H	2B	3B	HR	RBI	BB	HP	SO	SF	SH	ROE	FC	OBP	SLG	SB	PO	A	E	DP	FP
2018	.250	17	32	10	8	0	0	0	6	6	4	8	0	3	3	1	.429	.250	3-4	28	6	3	1	.919
2019	.369	33	84	23	31	3	1	0	22	24	2	14	3	2	5	2	.504	.428	5-7	65	9	3	1	.961
Totals	.336	50	116	33	39	3	1	0	28	30	6	22	3	5	8	3	.484	.379	8-11	93	15	6	2	.947

Pitching

Year	ERA	W-L	APP	GS	CG	SHO/CBO	SV	IP	H	R	ER	BB	SO	BF	AB	O/BA	O/BP	WP	HBP	BK	#P	WHIP
2018	0.00	0-0	1	0	0	0/0	0	1	0	0	0	0	1	3	3	.000	.000	0	0	0	12	0.000
2019	1.14	2-0	4	3	0	0/0	0	12.1	8	8	2	9	9	59	48	.167	.322	1	2	0	229	1.378
Totals	1.05	2-0	5	3	0	0/0	0	13.1	8	8	2	9	10	62	51	.157	.306	1	2	0	241	1.275



VETERAN BIOS

11



CALEB McKEEVER

OF / RHP • R-R • SR • 1VL


2018's JV team and number 51 on the freshmen team in 2017.

runs scored in 8-0 win on May 2nd at Farmington... went 1-3 in 0-1 loss to Farmington on May 3rd... collected first varsity hit-by-pitch in 8-9 loss at East Lansing on May 4th... made first start on the mound in 4-7 loss at South Lyon East on May 6th... hit first varsity triple in 6-4 win over Avondale on May 8th... went 1-3 with a walk drawn, two runs scored, and three RBI in 8-1 win at West Bloomfield on May 13th... hit a double at Rochester Adams on May 28th... walked twice, scored a run, and collected an RBI in 10-9 win over Utica Ford on May 29th.

2019 (Junior)

Caleb scored his first varsity run and collected his first varsity hit, a double, in 8-7 extra-inning win over Detroit Western on March 28th... went 2-3 with a double, a run scored, a stolen base, and three RBI in 13-3 win over Royal Oak on April 9th... collected first varsity walk in 4-5 loss to Troy on April 10th... made first varsity pitching appearance in 14-9 win at Lamphere on April 12th... collected a hit and RBI in 9-4 win over North Farmington on April 15th... went 1-3 with a stolen base and run scored at Walled Lake Central on April 27th... went 2-4 with two runs scored and an RBI in 9-12 loss to Farmington on April 30th... went 2-3 with a double, two stolen bases, and two

Caleb McKeever is a senior entering his second season on varsity. Last season, Caleb made most of his appearances in right field. He was third on the team in doubles and second in triples. In 2018, Caleb finished second on the JV team in doubles and triples and third in stolen bases. Caleb led the freshmen team in walks drawn in 2017 and tied for second in runs scored. He led the freshmen team in games started, innings pitched, and tied for the team lead in strikeouts. Caleb wore number 11 on



McKEEVER'S CAREER VARSITY STATS

Hitting and Fielding

Year	AVG	GP	AB	R	H	2B	3B	HR	RBI	BB	HP	SO	SF	SH	ROE	FC	OBP	SLG	SB	PO	A	E	DP	FP
2019	.165	32	97	18	16	4	1	0	16	9	2	26	0	0	5	5	.250	.226	6-7	52	6	4	2	.935

Pitching

Year	ERA	W-L	APP	GS	CG	SHO/CBO	SV	IP	H	R	ER	BB	SO	BF	AB	O/BA	O/BP	WP	HBP	BK	#P	WHIP
2019	9.80	0-1	2	1	0	0/0	0	5	12	11	7	3	4	32	28	.429	.500	1	1	0	115	3.000

VETERAN BIOS

5



CHARLIE MEILINGER

RHP / C / OF • R-R • SR • 1VL

who carried a 1.000 fielding percentage. Last season, Charlie continued his errorless trend and will enter 2020 without having committed an error in his Groves baseball career. He was fourth on the freshmen team in batting average in 2017. Charlie was one of four to field 1.000 in 2017 and only struck out once in 45 plate appearances that season. Charlie wore number 21 on 2018's JV team and number 26 on the freshmen team in 2017.

2019 (Junior)

Charlie collected his first varsity plate appearance, hit, and run scored in 13-3 win over Royal Oak on April 9th... he also made his first varsity mound appearance in the same game, throwing two scoreless innings while allowing only one hit... went 1-2 in 2-5 loss at Walled Lake Central on April 27th... drew first varsity walk, collecting two of them, in three plate appearances in 9-12 loss to Farmington on April 30th... went 1-1 and collected first varsity RBI in 11-5 victory at Waterford Mott on May 24th... drew a walk in a sole plate appearance in 8-3 win over Walled Lake Northern on May 25th... collected an RBI with a pinch-hit single in 6-7 loss to Seaholm in District play at Brother Rice on June 1st.

Charlie Meilinger is a senior entering his second season on varsity. Charlie made the most of his playing time in 2019, hitting over .400 in a dozen plate appearances. In 2018, Charlie appeared in 23 games and was one of two players on the JV team



MEILINGER'S CAREER VARSITY STATS

Hitting and Fielding

Year	AVG	GP	AB	R	H	2B	3B	HR	RBI	BB	HP	SO	SF	SH	ROE	FC	OBP	SLG	SB	PO	A	E	DP	FP
2019	.444	7	9	1	4	0	0	0	2	3	0	1	0	0	0	0	.583	.444	0-0	13	2	0	0	1.000

Pitching

Year	ERA	W-L	APP	GS	CG	SHO/CBO	SV	IP	H	R	ER	BB	SO	BF	AB	O/BA	O/BP	WP	HBP	BK	#P	WHIP
2019	8.40	0-0	2	0	0	0/0	0	3.1	4	4	4	1	0	16	14	.286	.375	0	1	1	57	1.500



VETERAN BIOS

6



SAM SHIENBAUM

IF / OF • R-R • SR • 1VL

in 7-8 loss to Troy Athens on May 23rd... went 2-3 in 0-4 loss at Rochester Adams on May 28th... stole a base and scored two runs in 10-9 win over Utica Ford on May 29th... went 1-2 with two walks and a stolen base in 6-7 loss to Seaholm in District Play at Brother Rice on June 1st...


2018 (Sophomore)

Sam made his first varsity appearance and drew his first varsity walk in 6-2 win versus Waterford Mott on May 24th.

Sam Shienbaum is a senior entering his second full season on varsity. Last season, Sam hit .360 with a .484 on-base percentage in 19 games played. As a sophomore in 2018, Sam was third on the JV team with a .375 batting average. That season, he scored 22 runs and collected 16 RBI. Sam led the teams in doubles and homeruns for the 2018 JV squad. He was 3-0 on the mound for the freshmen team in 2017 and tied for the team lead in strikeouts. Sam wore number 15 on 2018's JV team and number 70 on the freshmen team in 2017.

2019 (Junior)

Sam collected his first varsity hit, stolen base, and run scored in 13-3 win versus Royal Oak on April 9th... walked twice against Troy in 4-5 loss on April 10th... had first multi-hit game, collected first varsity RBI, and hit first career varsity double; going 2-4 with two RBI, two runs scored, and a stolen base in 14-9 win at Lamphere on April 12th... collected first varsity hit-by-pitch, going 1-2 with a stolen base in 3-5 loss to Utica on April 13th... hit a double and collected three RBI in 5-4 loss over Utica on April 13th... walked twice in 9-4 win over North Farmington on April 15th... went 2-3 with a double and two RBI in 3-4 loss at Seaholm on April 22nd... was walked, hit-by-a-pitch, stole two bases, and went 2-2, with two RBI and a run scored in 5-4 win over Plymouth at Walled Lake Central on April 27th... went 2-4 with a run scored in 9-12 loss to Farmington on April 30th... went 2-4 with two RBI



SHIENBAUM'S CAREER VARSITY STATS

Hitting and Fielding

Year	AVG	GP	AB	R	H	2B	3B	HR	RBI	BB	HP	SO	SF	SH	ROE	FC	OBP	SLG	SB	PO	A	E	DP	FP
2018	.000	1	2	0	0	0	0	0	0	1	0	1	0	0	0	0	.333	.000	0-0	1	2	0	1	1.000
2019	.360	19	50	8	18	3	0	0	12	10	2	11	0	0	1	1	.484	.420	8-9	68	8	6	2	.927
Totals	.346	20	52	8	18	3	0	0	12	11	2	12	0	0	1	1	.477	.403	8-9	69	10	6	3	.929

VETERAN BIOS

60



**ELI
TURNER**

RHP / IF / OF • R-R • SR • 1VL



Eli Turner is a senior entering his second season on varsity. In 2017, Eli tied for the team lead in appearances on the mound for the freshmen team and held the opposition to 11 hits in 15 innings pitched. Offensively, he slugged four doubles for the freshmen squad. Eli wore number 60 on the freshmen team in 2017.

2019 (Junior)

Eli collected his first varsity plate appearance on April 9th in a 13-3 win over Royal Oak... stole first varsity base and scored first varsity run in 4-5 loss to Troy on April 10th... made first varsity mound appearance, throwing a perfect third of an inning, in 3-5 loss to Utica on April 13th... collected first varsity hit-by-pitch and threw a third of an inning in 3-4 loss to North Farmington on April 15th... stole three bases and scored two runs against North Farmington in 9-4 win on April 15th... threw three innings, striking out five while allowing only one hit and one walk, in 1-3 loss to Country Day on April 16th... threw an inning and a third scoreless relief in loss to Seaholm on April 22nd... made first varsity start, throwing three innings in a no-decision, in 8-9 loss at East Lansing on May 4th.



TURNER'S CAREER VARSITY STATS

Pitching

Year	ERA	W-L	APP	GS	CG	SHO/CBO	SV	IP	H	R	ER	BB	SO	BF	AB	O/BA	O/BP	WP	HBP	BK	#P	WHIP
2019	3.50	0-0	6	1	0	0/0	0	8	6	6	4	8	8	39	29	.207	.410	0	2	0	152	1.750

Hitting and Fielding

Year	AVG	GP	AB	R	H	2B	3B	HR	RBI	BB	HP	SO	SF	SH	ROE	FC	OBP	SLG	SB	PO	A	E	DP	FP
2019	.000	11	2	3	0	0	0	0	0	0	1	1	0	0	0	0	.000	.000	4-4	2	1	0	0	1.000

VETERAN BIOS

6



JACKSON ZAKO

IF • L-R • SO • 1VL




2019 (Freshman)

Jackson Zako is a sophomore entering his first full season on varsity. Last season, before being called up to varsity, Jackson hit .400 with 12 stolen bases for the JV squad in 38 plate appearances across 13 games played. For the 2019 JV team, he carried a .946 fielding percentage at third base across 37 total chances in the field. Last season, Jackson wore number 36 for the JV team and away varsity games and number 84 for home varsity games.

Jackson collected his first varsity plate appearance in 4-5 loss to Jenison at East Lansing on May 4th... collected first varsity hit, run scored, double, and RBI after going 2-5 with two runs scored and two RBI in 8-9 loss to East Lansing on May 4th... drew first varsity walk and scored a run in 4-7 loss to South Lyon East on May 6th... went 1-3 and stole first varsity base in 6-3 win over Waterford Mott on May 11th... walked, stole a base, and scored a run in 8-1 win at West Bloomfield on May 13th... stole a

base and scored a run as a pinch-runner in 10-0 win over Walled Lake Western on May 14th... went 1-3 with an RBI in 4-2 win against West Bloomfield on May 15th... dropped first varsity sacrifice bunt on May 20th in 3-0 win at Walled Lake Central... walked, stole a base, and scored a run in 11-5 win at Waterford Mott on May 24th... went 1-2 in 10-9 win over Utica Ford on May 29th... dropped a sacrifice bunt in 6-7 loss to Seaholm during district play at Brother Rice on June 1st.



ZAKO'S CAREER VARSITY STATS

Hitting and Fielding

Year	AVG	GP	AB	R	H	2B	3B	HR	RBI	BB	HP	SO	SF	SH	ROE	FC	OBP	SLG	SB	PO	A	E	DP	FP
2019	.162	17	37	7	6	1	0	0	3	4	0	6	0	2	0	2	.244	.189	4-5	8	9	5	0	.773

2020 OPPONENTS

AVONDALE

MAY 11 AT AVONDALE

GENERAL INFORMATION

Location	2800 Waukegan, Auburn Hills, 48326
Enrollment	1,133 Students
Year Founded	1952
Principal	Sharon Hyde
Athletic Director	Keith Gust
Nickname	Yellow Jackets
Colors	Purple & Gold
League	OAA Blue
Phone Number	(248) 537-6100

COACHING INFORMATION

Varsity	Tom Kurczewski
Junior Varsity	James Shepard
Freshmen	N/A

TEAM INFORMATION

2019 Overall Record	15-23
2019 League Record	4-8
2019 League Finish	5th
2019 Season Finish	Lost 5-4 to Troy in District 26 Championship
Series Record	Groves leads 4-2
First Played	1972
Last Result	Groves won 6-4 (2019)

BERKLEY

MARCH 26 AT GROVES • MAY 8 AT BERKLEY

GENERAL INFORMATION

Location	2325 Catalpa, Berkley, 48072
Enrollment	1,424 Students
Year Founded	1922
Principal	Andy Meloche
Athletic Director	Lori Stone
Nickname	Bears
Colors	Maroon & Blue
League	OAA Blue
Phone Number	(248) 837-8100

COACHING INFORMATION

Varsity	Matt Rawlik
Junior Varsity	Taylor Horn
Freshmen	Rocco Tenaglia

TEAM INFORMATION

2019 Overall Record	21-7
2019 League Record	9-3
2019 League Finish	1st
2019 Season Finish	Lost 9-1 to Brother Rice in District 25 Semi-Final
Series Record	Groves leads 47-24
First Played	1966
Last Result	Groves won 2-0 (2018)

BRIGHTON

MAY 27 AT GROVES

GENERAL INFORMATION

Location	7878 Brighton Rd., Brighton, 48116
Enrollment	2,224 Students
Year Founded	1888
Principal	Gavin Johnson
Athletic Director	John Thompson
Nickname	Bulldogs
Colors	Orange & Black
League	KLAA West
Phone Number	(810) 299-4100

COACHING INFORMATION

Varsity	Charlie Christner
Junior Varsity	Dan Christner
Freshmen	Mike Griest

TEAM INFORMATION

2019 Overall Record	29-7-1
2019 League Record	17-4
2019 League Finish	1st
2019 Season Finish	Lost 7-2 to Pinckney in District 12 Semi-Final
Series Record	Tied 0-0
First Played	Never Played
Last Result	N/A

COUNTRY DAY

MAY 13 AT GROVES

GENERAL INFORMATION

Location	22305 W. 13 Mile, Beverly Hills, 48025
Enrollment	677 Students
Year Founded	1914
Principal	Timothy Bearden
Athletic Director	Dan MacLean
Nickname	Yellowjackets
Colors	Blue & Gold
League	Independent
Phone Number	(248) 646-7717

COACHING INFORMATION

Varsity	Steve Lepkowski
Junior Varsity	Schuyler Doakes
Freshmen	Dan Phillips

TEAM INFORMATION

2019 Overall Record	20-14
2019 League Record	N/A
2019 League Finish	N/A
2019 Season Finish	Lost 7-4 to Orchard Lake St. Mary's in District 61 Championship
Series Record	Country Day leads 7-6
First Played	1968
Last Result	Groves lost 3-1 (2019)

EAST LANSING

MAY 2 AT EAST LANSING

GENERAL INFORMATION

Location	509 Burcham Dr., East Lansing, 48823
Enrollment	1,122 Students
Year Founded	1959
Principal	Andrew Wells
Athletic Director	Nicole Norris
Nickname	Trojans
Colors	Blue & White
League	CAAC Blue
Phone Number	(517) 333-7500

COACHING INFORMATION

Varsity	Mark Pendred
Junior Varsity	Jack Johnson
Freshmen	N/A

TEAM INFORMATION

2019 Overall Record	18-16-2
2019 League Record	6-5-1
2019 League Finish	4th
2019 Season Finish	Lost 5-4 to Grand Ledge in District 11 Championship
Series Record	East Lansing leads 1-0
First Played	2019
Last Result	Groves lost 9-8 (2019)

FARMINGTON

APRIL 27 AT GROVES • APRIL 29 AT FARMINGTON

GENERAL INFORMATION

Location	32000 Shiawassee, Farmington, 48336
Enrollment	1,445 Students
Year Founded	1888
Principal	Thomas Shelton
Athletic Director	Mary Sheltroun
Nickname	Falcons
Colors	Blue & White
League	OAA White
Phone Number	(248) 489-3455

COACHING INFORMATION

Varsity	Pete Finn
Junior Varsity	Brian Reed
Freshmen	N/A

TEAM INFORMATION

2019 Overall Record	15-20
2019 League Record	5-7
2019 League Finish	3rd
2019 Season Finish	Lost 6-3 to Livonia Stevenson in District 30 Semi-Final
Series Record	Groves leads 27-24
First Played	1976
Last Result	Groves lost 1-0 (2019)



2020 OPPONENTS

JENISON

MAY 2 AT EAST LANSING

GENERAL INFORMATION

Location	2140 Bauer Rd., Jenison, 49428
Enrollment	1,471 Students
Year Founded	1970
Principal	Brandon Graham
Athletic Director	Tim Ritsema
Nickname	Wildcats
Colors	Green & White
League	Ottawa-Kent Conference, Black
Phone Number	(616) 667-3366

COACHING INFORMATION

Varsity	Tim Keur
Junior Varsity	Al Smith
Freshmen	Hunter Thompson

TEAM INFORMATION

2019 Overall Record	26-10
2019 League Record	15-3
2019 League Finish	1st
2019 Season Finish	Lost 7-0 to Byron Center in District 6 Semi-Final
Series Record	Jenison leads 1-0
First Played	2019
Last Result	Groves lost 5-4 (2019)

LAKELAND

APRIL 28 AT GROVES

GENERAL INFORMATION

Location	1630 Bogie Lake, White Lake, 48383
Enrollment	1,693 Students
Year Founded	1976
Principal	Paul Gmelin
Athletic Director	Todd Miller
Nickname	Eagles
Colors	White & Blue & Silver
League	Lakes Valley Conference
Phone Number	(248) 676-8320

COACHING INFORMATION

Varsity	Brad Farquhar
Junior Varsity	Dan Miller
Freshmen	Jeff Girrbach

TEAM INFORMATION

2019 Overall Record	30-4
2019 League Record	23-1
2019 League Finish	1st
2019 Season Finish	Lost 7-4 to Walled Lake Northern in District 29 Semi-Final
Series Record	Groves leads 3-1
First Played	2010
Last Result	Groves won 14-2 (2017)

LAMPHERE

APRIL 24 AT GROVES

GENERAL INFORMATION

Location	610 W. 13 Mile, Madison Heights, 48071
Enrollment	786 Students
Year Founded	1928
Principal	Rodney Thomas
Athletic Director	Russ McKenzie
Nickname	Rams
Colors	Blue & White
League	MAC Gold
Phone Number	(248) 589-3943

COACHING INFORMATION

Varsity	Adam Wooley
Junior Varsity	Mike Kobus
Freshmen	N/A

TEAM INFORMATION

2019 Overall Record	20-13
2019 League Record	11-4
2019 League Finish	1st
2019 Season Finish	District 62 Champion; Lost 5-1 to St. Clair in Regional 31 Semi-Final
Series Record	Groves leads 2-1
First Played	1961
Last Result	Groves won 14-9 (2019)

NORTH FARMINGTON

APRIL 21 AT GROVES • APRIL 23 AT NORTH FARMINGTON

GENERAL INFORMATION

Location	32900 W. 13 Mile, Farmington Hills, 48334
Enrollment	1,371 Students
Year Founded	1961
Principal	Joseph Greene
Athletic Director	Todd Schultz
Nickname	Raiders
Colors	Brown & Gold
League	OAA White
Phone Number	(248) 785-2005

COACHING INFORMATION

Varsity	Mike O'Connell & Dominic Carino
Junior Varsity	Jeff Malkovich
Freshmen	N/A

TEAM INFORMATION

2019 Overall Record	17-22
2019 League Record	3-9
2019 League Finish	5th
2019 Season Finish	Lost 8-1 to Livonia Stevenson in District 30 Championship
Series Record	Groves leads 44-33
First Played	1962
Last Result	Groves won 6-3 (2019)

OAK PARK

APRIL 13 AT OAK PARK • APRIL 15 AT GROVES

GENERAL INFORMATION

Location	13701 Oak Park, Oak Park, 48237
Enrollment	1,276 Students
Year Founded	1953
Principal	Carissa Peterson
Athletic Director	Greg Carter
Nickname	Knights
Colors	Black & White & Red
League	OAA White
Phone Number	(248) 336-7740

COACHING INFORMATION

Varsity	Darryl Allen
Junior Varsity	N/A
Freshmen	N/A

TEAM INFORMATION

2019 Overall Record	0-12
2019 League Record	0-12
2019 League Finish	5th
2019 Season Finish	Did not participate in MHSAA post-season play
Series Record	Groves leads 15-14
First Played	1964
Last Result	Groves lost 11-8 (1986)

ROYAL OAK

APRIL 1 AT GROVES

GENERAL INFORMATION

Location	1500 Lexington, Royal Oak, 48073
Enrollment	1,405 Students
Year Founded	2006
Principal	Michael Giromini
Athletic Director	Don Watchowski
Nickname	Ravens
Colors	Black & Blue
League	OAA Blue
Phone Number	(248) 435-8500

COACHING INFORMATION

Varsity	Greg Porter
Junior Varsity	Joe Scheid
Freshmen	Mark Coburn

TEAM INFORMATION

2019 Overall Record	19-8
2019 League Record	10-2
2019 League Finish	1st
2019 Season Finish	Lost 6-4 to Seaholm in District 25 Pre-District
Series Record	Groves leads 13-6
First Played	2007
Last Result	Groves won 13-3 (2019)

2020 OPPONENTS

SEAHOLM

MAY 4 AT GROVES • MAY 6 AT SEAHOLM

GENERAL INFORMATION

Location	2436 W. Lincoln, Birmingham, 48009
Enrollment	1,370 Students
Year Founded	1951
Principal	Kyle Hall
Athletic Director	Aaron Frank
Nickname	Maples
Colors	Maroon & White
League	OAA White
Phone Number	(248) 203-3700

COACHING INFORMATION

Varsity	John Toth
Junior Varsity	Steve Oshinski
Freshmen	Winston Urwiler

TEAM INFORMATION

2019 Overall Record	26-8
2019 League Record	11-1
2019 League Finish	1st
2019 Season Finish	Lost 11-1 to Brother Rice in District 25 Championship
Series Record	Groves leads 64-62-1
First Played	1960
Last Result	Groves lost 7-6 (2019)

TROY ATHENS

MAY 12 AT TROY ATHENS

GENERAL INFORMATION

Location	4333 John R, Troy, 48085
Enrollment	2,276 Students
Year Founded	1973
Principal	Lara Dixon
Athletic Director	Robert Dowd
Nickname	Red Hawks
Colors	Red & Gold
League	OAA Blue
Phone Number	(248) 823-2933

COACHING INFORMATION

Varsity	Mike Morris
Junior Varsity	Jim Pawlowski
Freshmen	Dave Keenan

TEAM INFORMATION

2019 Overall Record	17-12
2019 League Record	5-7
2019 League Finish	4th
2019 Season Finish	Lost 4-1 to Troy in District 26 Semi-Final
Series Record	Groves leads 34-28
First Played	1977
Last Result	Groves lost 8-7 (2019)

SOUTHFIELD A&T

MARCH 31 AT SOUTHFIELD A&T • APRIL 2 AT GROVES

GENERAL INFORMATION

Location	24675 Lahser, Southfield, 48033
Enrollment	2,069 Students
Year Founded	2016
Principal	Charity Jones
Athletic Director	Rodrek Jones
Nickname	Warriors
Colors	Blue & White & Red
League	OAA White
Phone Number	(248) 746-8600

COACHING INFORMATION

Varsity	Darren Mosley
Junior Varsity	Steve Else
Freshmen	N/A

TEAM INFORMATION

2019 Overall Record	15-20
2019 League Record	9-3
2019 League Finish	2nd
2019 Season Finish	Lost 10-0 to Detroit U of D Jesuit in District 19 Championship
Series Record	Tied 1-1
First Played	2017
Last Result	Groves lost 4-3 (2017)

UTICA

MAY 9 AT UTICA

GENERAL INFORMATION

Location	47255 Shelby, Shelby Twp., 48317
Enrollment	1,899 Students
Year Founded	1876
Principal	Thomas Lietz
Athletic Director	Karyn Holmes
Nickname	Chieftains
Colors	Orange & Black
League	MAC Blue
Phone Number	(586) 797-2200

COACHING INFORMATION

Varsity	Mark Moehlig
Junior Varsity	Jeff Lapratt
Freshmen	N/A

TEAM INFORMATION

2019 Overall Record	20-17
2019 League Record	10-5
2019 League Finish	2nd
2019 Season Finish	Lost 6-2 to Troy Athens in District 26 Pre-District
Series Record	Groves leads 6-1
First Played	2016
Last Result	Groves won 5-4 (2019)

ST. THOMAS OF VILLANOVA

MAY 1 AT ST. THOMAS OF VILLANOVA

GENERAL INFORMATION

Location	2800 N. Townline, LaSalle, ON, N9A 6Z6
Enrollment	1,319 Students
Year Founded	1987
Principal	Amy Facchineri
Athletic Director	Angela LaPorta
Nickname	Wildcats
Colors	Powder Blue & Silver
League	WECSAA
Phone Number	(519) 734-6444

COACHING INFORMATION

Varsity	Tom Beale
Junior Varsity	N/A
Freshmen	N/A

TEAM INFORMATION

2019 Overall Record	12-3
2019 League Record	5-1
2019 League Finish	1st
2019 Season Finish	Lost in semi-final of league's double elimination tournament
Series Record	Groves leads 2-1
First Played	2016
Last Result	Groves won 5-1 (2018)

WALLED LAKE CENTRAL

APRIL 14 AT WALLED LAKE CENTRAL • MAY 22 AT GROVES

GENERAL INFORMATION

Location	1600 Oakley Park, Walled Lake, 48390
Enrollment	1,630 Students
Year Founded	1957
Principal	Charles Morgan
Athletic Director	Eric Henderson
Nickname	Vikings
Colors	Blue & Gold
League	Lakes Valley Conference
Phone Number	(248) 956-4700

COACHING INFORMATION

Varsity	Tom Henig
Junior Varsity	Andrew Goor
Freshmen	N/A

TEAM INFORMATION

2019 Overall Record	12-20
2019 League Record	10-14
2019 League Finish	5th
2019 Season Finish	Lost 5-1 to Walled Lake Western in District 29 Semi-Final
Series Record	Groves leads 3-2
First Played	2018
Last Result	Groves won 3-0 (2019)



2020 OPPONENTS

WALLED LAKE NORTHERN

APRIL 20 AT WALLED LAKE NORTHERN • MAY 23 AT GROVES

GENERAL INFORMATION

Location	6000 Bogie Lake, Commerce Twp., 48382
Enrollment	1,608 Students
Year Founded	2002
Principal	Greg Diamond
Athletic Director	Chuck Froning
Nickname	Knights
Colors	Maroon & Silver & Black
League	Lakes Valley Conference
Phone Number	(248) 956-5300

COACHING INFORMATION

Varsity	Pete Lamerato
Junior Varsity	Adam Tinkey
Freshmen	Chuck Randau

TEAM INFORMATION

2019 Overall Record	26-13
2019 League Record	14-9
2019 League Finish	3rd
2019 Season Finish	District 29 Champion; Lost 3-2 to Fenton in Regional 16 Semi-Final
Series Record	Groves leads 7-5
First Played	2009
Last Result	Groves won 8-3 (2019)

WATERFORD MOTT

APRIL 18 AT WATERFORD MOTT

GENERAL INFORMATION

Location	1151 Scott Lake, Waterford, 48328
Enrollment	1,660 Students
Year Founded	1969
Principal	Jason Riggs
Athletic Director	Allison Sartorius
Nickname	Corsairs
Colors	Light Blue & Dark Blue
League	Lakes Valley Conference
Phone Number	(248) 674-4134

COACHING INFORMATION

Varsity	Collin McGran
Junior Varsity	Devon Conklin
Freshmen	N/A

TEAM INFORMATION

2019 Overall Record	5-28
2019 League Record	4-19
2019 League Finish	9th
2019 Season Finish	Lost 6-3 to Waterford Kettering in District 28 Pre-District
Series Record	Groves leads 30-7
First Played	1972
Last Result	Groves won 11-5 (2019)

WALLED LAKE WESTERN

MAY 23 AT GROVES

GENERAL INFORMATION

Location	600 Beck, Walled Lake, 48390
Enrollment	1,228 Students
Year Founded	1969
Principal	Ali Hamka
Athletic Director	Sara DiBartolomeo
Nickname	Warriors
Colors	Blue & Silver
League	Lakes Valley Conference
Phone Number	(248) 956-2073

COACHING INFORMATION

Varsity	Justin Kucera
Junior Varsity	David Fiedor
Freshmen	N/A

TEAM INFORMATION

2019 Overall Record	8-18
2019 League Record	8-14
2019 League Finish	6th
2019 Season Finish	Lost 14-4 to Walled Lake Northern in District 29 Championship
Series Record	Walled Lake Western leads 3-1
First Played	1970
Last Result	Groves won 10-0 (2019)

WEST BLOOMFIELD

MAY 18 AT WEST BLOOMFIELD • MAY 20 AT GROVES

GENERAL INFORMATION

Location	4925 Orchard Lake, West Bloomfield, 48323
Enrollment	2,042 Students
Year Founded	1971
Principal	Pat Watson
Athletic Director	Eric Pierce
Nickname	Lakers
Colors	Forest Green & White
League	OAA White
Phone Number	(248) 865-6720

COACHING INFORMATION

Varsity	Josh Birnberg
Junior Varsity	Allen Gill
Freshmen	TBD

TEAM INFORMATION

2019 Overall Record	13-20-1
2019 League Record	6-6
2019 League Finish	2nd
2019 Season Finish	Lost 6-1 to North Farmington in District 30 Semi-Final
Series Record	Groves leads 42-30
First Played	1973
Last Result	Groves won 4-2 (2019)

WATERFORD KETTERING

APRIL 18 AT WATERFORD KETTERING

GENERAL INFORMATION

Location	2800 Kettering, Waterford, 48329
Enrollment	1,513 Students
Year Founded	1961
Principal	Debra Cooper
Athletic Director	Allison Sartorius
Nickname	Captains
Colors	Forest Green & White
League	Lakes Valley Conference
Phone Number	(248) 673-1261

COACHING INFORMATION

Varsity	Frank Vigliarolo
Junior Varsity	Jeff Weir
Freshmen	David Flattley

TEAM INFORMATION

2019 Overall Record	21-17
2019 League Record	12-11
2019 League Finish	4th
2019 Season Finish	Lost 12-0 to Lake Orion in District 28 Semi-Final
Series Record	Groves leads 19-5
First Played	1976
Last Result	Groves won 6-4 (2013)

Non-Varsity Opponents

JUNIOR VARSITY

GROSSE POINTE SOUTH

ROYAL OAK SHRINE

Non-Varsity Opponents

FRESHMEN

BLOOMFIELD HILLS

ROCHESTER ADAMS

TROY

OAA = Oakland Activities Association
 CAAC = Capital Area Activities Conference
 KLAA = Kensington Lakes Activities Association
 MAC = Macomb Area Conference
 WECSAA = Windsor Essex County Secondary School Athletic Association

Note: The OAA moved to three divisions for the 2020 season. In 2019; Oak Park, Royal Oak, and Southfield A&T played in the OAA Gold.

SERIES IN FOCUS: NORTH FARMINGTON

North Farmington represents possibly the most interesting rivalry of all opponents in Groves' history. Outside of Seaholm, North Farmington is the team that Groves has played more than any other currently opened school. At the conclusion of the 2020 season, North Farmington will join Berkley and Seaholm as the only opponents that Groves has played in every decade of Groves' existence since its inaugural season in 1960.

Extra-Inning Game Won By Groves

Groves baseball team dropped its first two games of the season last week but rebounded against North Farmington Monday to win a 4-3 extra inning game. The Falcons scored in the first frame and once in the

1965

Groves and North Farmington have lined up as league opponents within three different leagues across four different decades. Additionally, the teams have played as non-league opponents in four different decades. Despite the most unique league variance out of all historical opponents, the two teams have never played against one another in the post-season. Groves and North Farmington played as league opponents in the Tri-River League, Northwest Suburban League, and across several realignments within the Oakland Athletics Association.

The rivalry with North Farmington began with two league games played every season between 1962 and 1972. The first four games played occurred in the Tri-River League. Groves went 2-2 against North Farmington as Tri-River League opponents, winning the middle two games of four played. Both teams left the Tri-River League for the 1964 season as two of the founding members of the Northwest Suburban League. The Falcons dominated the series while members of the NWSL, going 14-4 against the Raiders from 1964 through the '72 season.

For the 1973 season, Groves left the Northwest Suburban League for the Metro Suburban Activities Association. Holding membership in the MSAA before leaving for the OAA, Groves played fourteen non-league games against North Farmington during the MSAA era and beginning of the Oakland Activities Association era. The teams would play intermittently between 1977 and 2002 as non-league opponents (with a lull in competition between 1980 and 1992 outside of a

Friday doubleheader split in 1984). Groves went 8-6 against the Raiders during this stretch, losing the first five non-league games while winning eight of the final nine non-league contests before the teams resumed a league rivalry in 2003. Groves was 2-6 against North Farmington in non-league games while belonging to the MSAA and went 5-0 over North Farmington while playing OAA Crossover games.

Groves has remained a league opponent with North Farmington, in different divisions within the OAA, from 2003 through the present day. As OAA Division II opponents between 2003 and 2008, Groves went 5-7 against North Farmington. Between 2009 and 2011, Groves collected four wins to North Farmington's one as rivals in the Blue/West division. Since 2012, both teams have belonged to the OAA White. Groves won the first OAA White game in 2012 before losing eight in a row and eleven of twelve (through the first game of the 2016 series, a 6-7 loss). Groves took the final two games of the 2016 series, swept the Raiders in 2017, and took two of three in both 2018 and 2019. Groves holds a 9-3 advantage over North Farmington since Coach Morrison took the helm in 2016. Groves is 20-21 against North Farmington in total OAA league games played, regardless of division.

Over the years, Groves has racked up a 44-33 overall record in the rivalry. During this time, the Falcons have scored 467 runs to the Raiders' 410. This is highlighted by an undefeated nineties in which Groves scored double-digit runs in every game across five played in the decade.

Groves has played a consistent .500 ball with the Raiders with matching win-loss records in the seventies (6-6), eighties (1-1), 2000s (7-7), and 2010s (14-14). The Falcons have an advantage in the rivalry because of an 11-5 run in the sixties coupled with an undefeated 5-0 decade in the nineties.

The Falcons largest margins of victory occurred early in the matchups between the schools with a 14-2 victory in the second meeting between the squads in 1962. This twelve run advantage was matched again in the second game of the 2016 series when Groves came away with a 15-3 advantage. North Farmington holds a larger margin of victory when they stomped the Falcons by seventeen runs back in 1966.

The 18-1 setback must have inspired Groves because they went on the rivalry's longest win streak of nine games from 1967 through 1971 directly afterwards. Groves longest losing streak sits at eight from 2012 to 2014.

When it comes to pitching duels, the schools have not found themselves in many and Groves has not performed well when they do. The teams have combined for less than five runs on only five occasions with Groves losing all of them (2-0 in 1979, 3-1 in 2003, and 3-1 again in 2010).

The 2-0 Raider victory in 1979 marks the only North Farmington shutout in the series while Groves has collected three total shutouts with the first occurring in 1967 (10-0) and not again until back-to-back shutout victories in 2017 (10-0 and 6-0).

North Farmington carries the edge when it comes to one-run games as well with the Falcons going 7-10 all-time in close match-ups. North Farmington has won the last four close games dating from 2012 with the last being a 4-3 game in 2019.

Despite losing three games in a row by double-digit margins from 2013 to 2014, the schools are tied at six wins apiece when a team wins by ten runs or more. Groves has won the last three blowouts with a victory in each season by at least ten runs between 2016 and 2018. Groves also collected a win in the rivalry's game with the highest combined score of 26 runs when they outlasted the Raiders in a 14-12 game in 2011. The Falcons own the advantage in games with 25 combined runs as well; winning 14-11 in 2009 and 16-9 in 2017.

Groves wins on diamond

Birmingham Groves improved to 3-1 on the baseball diamond with Saturday's impressive doubleheader sweep of highly touted North Farmington, 12-5, 10-8.

"This was a good day for us," said Groves coach [redacted] by, whose team was co [redacted] an 8-5 win over rival Birmingham

1997

In 59 seasons of Groves baseball, the Falcons have lined up against North Farmington in 37 of them including at least one matchup every season since 2002. Despite the amount of games, the teams have only played "on the zero" in 1970 and 2010 with Groves winning twice in '70 and splitting in 2010.

At the conclusion of the 2020 season, North Farmington will join Seaholm and Southfield Lathrup as the only teams with at least 80 games played against Groves. With a .571 all-time winning percentage, Groves has found success against North Farmington over the years and would like to continue that trend moving forward.

SERIES IN FOCUS: WEST BLOOMFIELD

West Bloomfield joins Berkley, Bloomfield Lahser, North Farmington, Seaholm, and Southfield Lathrup as one of a half dozen teams that have at least seventy total games played against Groves. Although the teams have played the bulk of their games in league play, the Falcons and Lakers developed a healthy MHSAA Post-Season District Rivalry in the first decade of the Twenty-First Century.

2009-2011. As members of the OAA Blue, Groves went 4-1 over the Lakers in those three years. In 2012, both teams joined the OAA White where they currently reside today. Despite losing seven in a row to West Bloomfield between 2013 and 2015, Groves is 14-10 in the rivalry's OAA White games.

With a .583 winning percentage all-time against West Bloomfield, Groves has had more success against the Lakers relative to any other

That three-game series is arguably the best in Groves history with the Falcons scoring 38 total runs to West Bloomfield's one. The largest run differential loss in history occurred in 2014 when Groves lost by ten.

The 2017 series blowout (all three Groves victories being by at least ten runs) is an anomaly in the series as the schools have only won by a ten run advantage on two other occasions; the

aforementioned Lakers win by ten runs in 2014 as well as a 16-5 Groves win in '86. West Bloomfield holds the advantage with a longer winning streak, taking seven straight games from Groves from 2013 to 2015. Groves responded with their

Groves advances with predistrict victory over West Bloomfield

2006

The rivalry began with three Saturday non-league doubleheaders in 1973, '78, and '80. Groves won both games in 1973 to open up the rivalry, split in 1978, and were swept in 1980. After a single game loss in 1981, Groves held a 3-4 overall record with West Bloomfield before becoming league opponents in 1984.

The league rivalry started when the Metro Suburban Activities Association expanded to eight teams as West Bloomfield and Rochester joined for the 1984 season. Groves had the upper-hand, going 13-9 in the league rivalry, from '84 through 1994, as each team squared up twice a season. The teams took a three year hiatus, with no non-league action between the schools, before meeting up again as league foes in 1997 and '98. This time, Groves and West Bloomfield both belonged to the Oakland Athletics Association and Groves went 4-2 as OAA II opponents while playing three times each during those two seasons.

Both schools joined the OAA for the 1995 season but spent some years in different divisions. From 1999 through 2008, Groves maintained a rivalry with West Bloomfield despite an absence of a league rivalry during that time. However, the teams upped the ante as they squared off on six different occasions in district play during that ten year stretch. The teams played .500 ball in the rivalry over this time in both regular season, non-league games as well as postseason play. In regular season action, only two games were played between '99 and '08 with Groves winning in 1999 and West Bloomfield taking a game in 2005. Groves beat West Bloomfield in playoff play in 2005, 2006, and 2008 while West Bloomfield ended Groves' season in 2001, 2003, and 2007. The teams played in the playoffs four years in a row from 2005 through 2008 which ranks second behind a streak of years in which Groves matched up with Brother Rice from 2008 through 2013 in postseason play.

West Bloomfield and Groves matched up as members of the OAA Blue for three seasons from

2020 league opponent. The relative comparison also notes Groves has had more success with West Bloomfield than other league foes, carrying a .614 winning percentage all-time in league play versus the Lakers (as well as carrying a .629 all-time winning percentage as OAA league opponents).

Groves has scored 416 runs and surrendered 360 across all games played in the rivalry contributing to a 42-30 overall record against West Bloomfield. During the course of the five decades the team has played, Groves has outscored the Lakers in all of them.

Groves began the rivalry with a one-run win in a 3-2 victory in 1973. The teams have had several close games with the Falcons collecting fourteen wins to the Lakers' eight in one-run affairs. This includes Groves capturing the last four one-run games dating back to 2015.


Groves has collected shutouts over the Lakers in 1973, 1987, and twice in 2017. West Bloomfield has never shutout the Falcons although they have held Groves to only one run in nine games. Groves has held West Bloomfield to one run on ten different occasions. Holding the opposition to low run totals rarely occurred concurrently. The teams have combined for less than five runs only five times with Groves going 4-1 (wins in '73, '88, '99, and 2010 and a loss in '94).

Groves won the highest score in the rivalry with 27 combined runs in a 14-13 victory in late May of 1989. Earlier that month, Groves won the second highest combined score in the rivalry, 12-10.

Groves has the higher run differential win as well when they trounced the Lakers 17-0 in 2017.

longest winning streak in the series which included two series sweeps in 2016 and 2017 and taking nine out of ten through the 2019 season.

In 59 seasons of Groves Baseball, the Falcons have squared up with West Bloomfield in 35 of them with almost 40% of the rivalry's games being played in the last decade alone. Although Groves has found success in the rivalry over time, years that end in a zero have not bode well for the Falcons with West Bloomfield. Groves is 1-5 versus the Lakers in years that end in a zero. Obviously Groves will be looking to reverse that trend for the 2020 season.



LAURA CASTLE/staff photographer

West Bloomfield's Pat Werner can't escape the path of this pitch from Groves' Keith Mackey on Thursday.

SERIES IN FOCUS: OTHER LEAGUE OPPONENTS

Groves played in a seven team division from the 1999 season through the 2008 season and will do so again in 2020. This represents the first time that Groves will have six league opponents under the current league alignment, based on geographic divisions, which began in the 2012 season. Groves overall winning percentage against each 2020 league opponent is somewhere in the .500 range with .583 being the highest against West Bloomfield and .500 being the lowest against Southfield A&T. Please see the table below for a historical comparison of 2020 opponents.

FARMINGTON

The rivalry with Farmington began in Coach Crosby's second year as the head coach at Groves. Farmington is one of less than a dozen teams that have played at least 50 games against Groves. At the conclusion of the 2020 season, Farmington High School will join a recently closed Farmington school, Harrison, with 54 total games played against Groves.

Groves beat Farmington in a single game in 1976. Beginning in 1977, the two Falcon squads squared up in a Saturday doubleheader once a year through the 1984 season outside of exchanging single games in 1982 and '83. After sweeping the doubleheader at Farmington in 1984, Groves was 9-6 against Farmington in 15 non-league games played through the '84 season.

The rivalry took a hiatus for a couple of decades until the two schools became league opponents for the 2003 season. For two seasons as league opponents, Groves split with Farmington in 2003 and was swept in 2004.

The bulk of the games with Farmington have been played this century and as league opponents. The two schools have squared up every season since 2003 except for '05 and '06. The schools exchanged single OAA crossover games in 2007 and '08 and met in an early-season tournament in 2009 before playing once as a league opponent near the end of the '09 season. Groves swept both league doubleheaders in 2010 and 2011 before both teams transitioned into the OAA White in 2012.

Beginning in 2012, the schools have played three times a year outside of 2018 in which the teams hooked up a fourth time in a non-league contest.

Farmington has been the most problematic team for Coach Morrison. Groves has only won one series in the rivalry since 2016 going 6-7 in the rivalry in that time. The teams have been evenly matched in recent years with almost half the games since 2016 being one-run affairs with Groves going 3-3 in one-run games since 2016. Of the seven losses since 2016, all have been by three runs or less.

OAK PARK

It has been 35 years since Groves and Oak Park have played a baseball game. Groves owns a slight edge in the rivalry with an overall record of 15-14 that spanned the first three decades of Groves' existence. The rivalry was fairly even across all three decades with Groves going 6-6 in the sixties, 6-4 in the seventies, and 3-4 in the eighties.

Oak Park joined current OAA league opponents North Farmington and Groves as three of the five founding members of the Northwest Suburban League in 1964. The teams played exactly two games per season until 1972 when Groves left for the MSAA.

A lot has changed since the two teams last squared up during the Reagan administration.

SEAHOLM

Groves has a storied history with their cross town rival as Seaholm is the only opponent that the Falcons have faced more than a hundred times. With a .508 all-time winning percentage against their rivals across 127 games played, nothing encapsulates the series more than the 2006 fifteen inning thriller that ended in the only head-to-head tie between the two teams. Heading into the 2020 season, Groves owns a slight edge with a 64-62-1 overall record vs. Seaholm.

Last season, the Maples snapped the rivalry's longest win streak at 13 games. Seaholm mounted a seventh inning comeback to take the first game of the 2019 season and hand Groves their first loss in the rivalry since 2014.

In the 59 seasons Groves has fielded a baseball team, they have met Seaholm on the diamond at least once every year except for in 1962.

Last season, the two teams met in the postseason for the seventh time. Seaholm won the first postseason game in 1972. Groves retaliated with wins in 1976, 1982, and 1989. Seaholm beat the Falcons in 2014 and Groves responded with a victory in 2016. Last year, Groves lost a 7-6 thriller which pushed the Falcons record to four and three against their rivals in MHSAA postseason play.

Although in the same school district, Groves and Seaholm were not in the same League in baseball until 1997. As league opponents, Groves won the first four games and seven of the first eight. Since 1997, the cross-town rivals have been in the same league within the OAA every season except 2007 and 2008 (Groves won three of four of the non-league games during those two seasons). Both teams have remained members of the OAA White since geographic realignment occurred in the 2012 season.

With Groves and Seaholm recently belonging to the same league within the OAA and

in the same District, fans of either squad can expect multiple games on a yearly basis between the two schools.

SOUTHFIELD A&T

When the Southfield School District merged their two high schools into one in 2016, the baseball team found success as a member of the OAA Gold over the last three seasons. A&T won the League Championship in 2017 and 2018, going 11-1 in each season. They finished second in the OAA Gold last year after going 9-3 in league games in 2019. Groves has only played two games with Southfield A&T, winning the inaugural match-up in 2017 before the Warriors evened the rivalry later that season. A&T joined the OAA White this year.

Before the Southfield School District combined their high schools, Groves carried a 23-9 overall record against Southfield High and 53-27-1 all-time record against Southfield Lathrup. Groves has matched up against Lathrup all-time more than any other school outside of Seaholm.

Although a member of the OAA, Southfield High was never in the same division as Groves. Therefore, the two schools have never squared up as league opponents. Southfield Lathrup was a league opponent for the duration of Groves' membership in the MSAA from 1973-1994 and the first two seasons in the OAA in '95 and '96.

The rivalry with Southfield High is a story of halves. Groves went 7-9 in the first half of the rivalry and finished 16-0 in the second half. After a one-run loss in the rivalry's first match-up of the 1991 season, Groves won seventeen straight games against the Blue Jays between 1991 and 2014 to end the rivalry.

Groves went 3-1 against Southfield Lathrup before the teams became league rivals in 1973. During the decades the teams played as league rivals, Groves faced Lathrup four times in the postseason; losing District match-ups in 1974, 1981, and 1987 while beating the Chargers in 1994. Southfield A&T is set to host the District Groves will belong to for the 2020 season.

Groves went 17-2-1 against Southfield Lathrup in twenty games played after ending the league rivalry in 1996. The two losses were by one run apiece exactly a decade apart in 2000 and 2010. Groves went 5-0 in postseason play against Lathrup from 1997 through 2016 pushing the Falcons' all-time postseason record with Lathrup to 6-3. Groves never played Southfield High as a postseason opponent.

Groves played both Southfield High and Southfield Lathrup in every decade from the 1960s through the 2010s. With Groves and Southfield A&T so close geographically, the schools will probably continue a similar rivalry moving forward as Groves had with both Southfield schools in the past.

2020 OAA WHITE LEAGUE OPPONENTS

Team	Total Games Played	Overall W/L Record	Overall Winning %	League Games Played	Overall League W/L Record	Overall League Winning %	Non-League Games Played	Overall Non-League W/L Record	Overall Non-League Winning %	Postseason W/L Record	"Morrison Era" Record (2016-2019)
Farmington	51	27-24	.529	32	16-16	.500	19	11-8	.579	0-0	6-7
North Farmington	77	44-33	.571	63	36-27	.571	14	8-6	.571	0-0	9-3
Oak Park	29	15-14	.517	18	8-10	.444	11	7-4	.636	0-0	0-0
Seaholm	127	64-62-1	.508	52	31-20-1	.608	68	29-39	.426	4-3	10-4
Southfield A&T	2	1-1	.500	0	0-0	- - -	2	1-1	.500	0-0	1-1
West Bloomfield	72	42-30	.583	57	35-22	.614	9	4-5	.444	3-3	10-2



2019 SEASON REVIEW

In 2019, Groves Baseball was affected by a plethora of problems. In a year that saw a lot of leads blown in the final innings and loss of too many close contests, the absence of key members of the team for various reasons put the Falcons in an uphill battle consistently. The team finished at 17-18, marking the first sub-.500 finish in half a decade and one of only three seasons below .500 in the century. This also marked the first time Groves did not reach at least 25 wins in Coach Morrison's tenure at the school. On the other hand, the JV team secured at least 20 wins for the first time since 2015 and finished the year at 21-9. The Freshmen finished at 5-15. The Falcons finished third in the OAA White. Weather significantly impacted a great deal of non-league games. Many changes were made to the original schedule in terms of non-league action. Miraculously, despite the rainy spring, all league games were played within the same week as originally scheduled.

For the fourth season in a row, Groves scheduled a game against OAA-crossover Berkley to open the season. However, weather cancelled the game with the Bears and Opening Day was pushed back a day with the first ever encounter with the Cowboys of Detroit Western International. The game with the Cowboys in 2018 was cancelled so the inaugural game between the two squads in 2019 began the season with a win for the Falcons for the fourth season in a row. The varsity team took two of three from both OAA rivals, West Bloomfield and North Farmington in similar fashion to 2018. However a 2018 sweep of Seaholm was countered with Seaholm's sweep of the Falcons in 2019 as the Maples won their first league title in exactly a decade. This was the first time the Falcons have been swept in a league series since 2014. In addition to winning half of 2019's OAA White league series, the Falcons also posted a series win over Waterford Mott (2-0), collected a win over all three Walled Lake schools, and

extended winning streaks over many non-league perennial foes.

As a team, the Falcons batted .263 with a .385 on-base percentage. Groves outhit our opponents on 15 occasions, were outhit 14 times, and matched hits with the opposition on six occasions. Groves' overall record paralleled a relative comparison of hits between the Falcons and Groves' opponents. Groves averaged 5.5 runs per game. The Falcons held the opposition to 4.9 runs per game behind a 1.575 WHIP and 3.09 ERA. Defensively, Groves improved upon 2018's .928 fielding percentage with a .933 performance in 2019. However, Groves pitchers were unable to shut the door last season after a defensive miscue as 70 unearned runs were plated against the Falcons.

For the third time in four seasons, Groves committed zero or one error in exactly 16 of their games. Unfortunately for the 2019 squad, stellar defense did not translate to wins as it had in recent memory. The 2016 squad finished 15-1 while the 2018 squad finished 14-2 when the Falcons were sharp defensively. In 2017, Groves was 21-3 in games with zero or one error. Interestingly enough, the first five games of the 2019 season in which zero or one error occurred were all losses and eight of the first ten were losses. The 2019 team ended up .500 (8-8) in games in which the defense performed well. This statistic is an anomaly relative to almost any similar team the 2019 Groves team could be compared with. An additional setback for last season's team was their performance in close contests. In 2019, almost two-thirds of games (23 of 35) were decided by three runs or less. Two seasons ago, the Falcons went 10-1 in one-run and two-run games. Last season, Groves did not find the same success in close games. In 2019, Groves was 4-8 in one-run games, was .500 in two-run games (2-2), and had a losing record in three-run games (3-4).



FALCON TIDBITS


GROVES' RECORD...

In All Games	17-18
In Home Games	10-9
In Away Games	6-7
In Neutral Games	1-2
In All Regular Season OAA White Games	5-7
In Home Regular Season OAA White Games	2-4
In Away Regular Season OAA White Games	3-3
In All Regular Season Non-OAA White Games	12-10
In Home Regular Season Non-OAA White Games	8-5
In Away Regular Season Non-OAA White Games	3-4
In Neutral Regular Season Non-OAA White Games	1-1
In District Games	0-1
On Monday	3-5
On Tuesday	2-3
On Wednesday	4-2
On Thursday	2-2
On Friday	2-1
On Saturday	4-5
On Sunday	0-0
In March	1-0
In April	6-9
In May	10-8
In June	0-1
After a Loss	11-6
In 1 Run Games	4-8
In 2 Run Games	2-2
In 3 Run Games	3-4
When Scoring First	9-3
When Scoring in the First Inning	8-3
When Leading at the End of 5 Innings	11-4
When Trailing at the End of 5 Innings	4-10
When Tied at the End of 5 Innings	2-4
When Leading at the End of 6 Innings	12-4
When Trailing at the End of 6 Innings	0-11
When Tied at the End of 6 Innings	3-2
In Extra Innings	1-0
When Scoring 5 or More Runs	15-4
When Allowing Less than 5 Runs	13-5
When Out-Hitting Opponents	10-5
When Groves Had 10 or More Hits	6-3
When Groves Hit a Home Run	1-1
When Groves Committed 0 or 1 Error	8-8

INNING-BY-INNING SCORING

Team	1	2	3	4	5	6	7	Ex.
Groves	18	30	40	31	29	34	11	1
Opponents	23	31	27	22	25	20	25	0

2019 SEASON REVIEW



a unified team similarly to the 2018 season. In 2017, Groves had a 15 game league schedule and in 2020, Groves will compete in an 18 game league schedule. In 2019, Groves finished 5-7 in the OAA White division which was good for a third place finish. Seaholm won the league title for the first time since 2009 after going 11-1 in OAA White play.

In 2019, Groves had three players recognized with All-League accolades. Ari Sherman, Aerik Joe, and Trey Lipsey all earned the distinction for the first time. Sherman led the Falcons with 24.1 innings pitched in OAA White games and finished 3-1 with a 1.44 ERA in league games. Trey Lipsey came through clutch in league play; leading the team in hits (13), walks drawn (6), batting average (.433), on-base percentage (.514), and slugging (.500) in OAA White action. Aerik Joe hit .371 in OAA league play and also garnered All-District and All-Region recognition during his junior campaign after leading the team in hits (44), doubles (11), RBI (31), batting average (.444), and slugging (.576). He finished second on the team behind James Berry with 23 runs scored across all games played.

Groves opened the 2019 campaign on March 28th with an extra-inning win in the first-ever meeting with the eventual District 18 Champion, Detroit Western International. The nine-inning, 8-7 win at home would be the only extra-inning game of the 2019 season for Groves. The Falcons notched their second win of the season on April 9th when they hosted Royal Oak in a 13-3 victory. The following day, Groves dropped a one-run game to visiting Troy, 4-5. Groves used six extra-base hits to win their first road-action of 2019. They headed to Madison Heights on April 12th and defeated Lamphere, 14-9. On April 13th, Groves hosted Utica in the first doubleheader of the season and played two close games. Groves lost the first game to the Chieftains, 3-5. The Falcons responded with a 5-4 win in the second game. Groves held a 5-3 record heading into league play.


Coach Morrison's teams have struggled to win the opening game versus North Farmington and 2019 was no exception. Outside of 2017, Groves has lost the first game of the series every season since 2016 despite carrying a 9-3 overall record in the series over those four seasons. On

Monday, April 15th, Groves hosted North Farmington for a doubleheader and opened league play with a split. Groves dropped a 3-4 decision in game one and responded with a 9-4 victory in the nightcap. The following day, Groves hosted Country Day and lost a 1-3 pitching duel. On the 16th, Groves travelled to North Farmington and doubled up the Raiders, 6-3. Bad weather cancelled the doubleheader at Rochester Stoney Creek for Saturday, April 20th. Heading into the Seaholm series, Groves carried a 6-4 (2-1, OAA White) record through the first ten games played.

The series with Seaholm could not have gone much worse for the Falcons. On Monday, April 22nd, Groves was poised to extend their winning streak with their cross-town rivals as they held a 3-1 lead heading into the seventh. The Maples exploded for three runs in the seventh to put an end to Groves' thirteen game winning streak in the rivalry. In the second game of the doubleheader, the Falcons were shutout for the first time in the rivalry since 2014 as Groves succumbed to a 0-9 loss. Game three of the series, played at home on April 24th, marked the first time Groves suffered a double-digit loss in the rivalry in over three decades. The 0-10 embarrassment marked the first time Groves had lost three games in a row since Coach Morrison took over in 2016. It was the first time the Falcons suffered a league sweep with Coach Morrison at the helm as well. Following the Seaholm series, the annual international rivalry was rained out and Groves did not cross the border to Canada for the first time since beginning the rivalry with St. Thomas of Villanova. After losing a Saturday doubleheader the week before to weather and missing out on April 26th's game due to rain, Groves found a couple other teams looking for action because of similar predicaments. Groves travelled to Walled Lake Central on April 27th and played their first neutral game since playing Yale at Bay City John Glenn near the end of the 2017 season. At Walled Lake Central, Groves squared up with Plymouth for the first ever meeting between the two schools. The Falcons edged out the Wildcats, 5-4. Plymouth was Division 1's ninth ranked team at the time of the victory. Groves then dropped a 2-5 decision to the host team, Walled Lake Central. Heading into the league series with Farmington, Groves carried a 7-8

On an inning-by-inning comparison, opponents finished games stronger than Groves did with more runs scored in the seventh. Additionally, the 2019 team started slower than the opposition, averaging less runs scored per inning in the first and second. A lack of key players from the original 2019 opening day roster generated many blown seventh-inning leads. Groves scored two runs in the seventh to cap Groves' largest come-from-behind win of the season versus Utica Ford to end the regular season on May 29th. This was the first time the Falcons scored a run in the seventh inning since April 17th. The Falcons out-performed the opposition in the middle of the game, with more runs scored relative to their opponents in the third, fourth, fifth, and sixth innings. Groves threw three shutouts in 2019 while holding the opposition to four runs or less on eighteen occasions. Therefore, Groves pitching and defense held the opposition to four runs or less in over half of the games played in 2019.

Groves played a 12 game league schedule in 2019 for the second season in a row as North Farmington and Farmington Harrison fielded



2019 SEASON REVIEW

(2-4, OAA White) record.


Groves dropped another series' opening game, 9-12, when the visiting Falcons of Farmington topped the host Falcons on April 30th. The series was delayed a day due to bad weather and forced a cancellation with Troy Athens. As the season progressed into May, the weather remained rainy and the second game of the series was delayed from Wednesday to Thursday. Groves travelled to Farmington on May 2nd and shutout the hosts, 8-0. Farmington would win the series with a 1-0 shutout at Groves on Friday, May 3rd. Two new rivalries were born on May 4th as Groves travelled to East Lansing for the first ever meeting with the host Trojans as well as a neutral matchup with Jenison, a west-side team travelling roughly the same distance to meet at the neutral site. Groves would leave East Lansing with two heart-wrenching one-run defeats. Groves blew seventh inning leads in both games. Jenison held a thirteenth ranking in Division 1 in the final poll of

the 2019 season. The baseball powerhouse downed the Falcons, 5-4 before Groves lost 8-9 to East Lansing. After three one-run losses in a row, Groves would head into their bye week with an 8-12 (3-6, OAA White) record.

A rainy spring had teams across the state scrambling to make-up league games. Waterford Mott, Troy Athens, and Berkley all had to play league games in lieu of originally scheduled non-league games with Groves. Groves travelled to South Lyon East on May 6th instead of hosting Waterford Mott. Another team that had never played a game with Groves, South Lyon East, extended the Falcons' losing streak to four, setting a new record for losses in a row in Coach Morrison's tenure. After the 4-7 loss to the Cougars, Groves beat Avondale 6-4 at home on May 8th. Waterford Mott came to Groves for a single game on Saturday, May 11th. After the 6-3 victory over Mott, Groves moved their record to 10-13 (3-6, OAA White) heading into the final league series of 2019.



Groves travelled to West Bloomfield and split a pair of games on May 13th. Groves won the opening game, 8-1, and lost the nightcap, 3-8. On May 14th, Groves secured their first ever win over Walled Lake Western in a 10-0 shutout of the Warriors at home. Jerry Brown, once an assistant for both Coach Morrison and Coach Crosby, brought his Lakers to Groves for the rubber-match on May 15th. Groves escaped with a series win with a 4-2 victory. Walled Lake Central ruined Senior Day at Groves with four runs in the seventh inning to win 6-3 and cap off another late-inning meltdown for the Falcons. After the final week of league play, Groves was 13-15 (5-7, OAA White).

Groves travelled to Walled Lake Central and shutout the Vikings, 3-0 on May 20th. After only playing one game of the original doubleheader with Troy in early April, the Colts had league make-ups on May 22nd and the two teams only played one of the three originally scheduled games of the 2019 season. However, Troy Athens was able to play the following day and the Falcons lost another



one-run game, 8-9. Utica Ford had league make-ups on May 24th so the originally scheduled game between the Falcon-squads would be pushed to the 29th. Groves would travel to Waterford Mott on the 24th instead and came away with an 11-5 victory. When Allen Park was unable to play on Memorial weekend Saturday, Groves only played once on the 25th and moved to .500 for the first time since April with an 8-3 victory over Walled Lake Northern. With Brighton drawing a pre-district game, Groves travelled to Rochester Adams on Tuesday, May 28th and were shutout, 0-4. Groves finally used some late-inning heroics of their own to beat Utica Ford at home 10-9 in the last regular season game and even the all-time series between the two schools at one win apiece with the last game played in 1977.

For the first time in three seasons, Groves did not play a pre-district game. Groves drew Seaholm to open District play in 2019. On Saturday, June 1st, Seaholm finished the season sweep, besting Groves 6-7 at Brother Rice. Groves finished the season 17-18.



2019 VARSITY RESULTS

17-18 OVERALL, 5-7 OAA WHITE, 0-1 DISTRICT TOURNAMENT, 10-9 HOME, 6-7 AWAY, 1-2 NEUTRAL
4-8 ONE RUN, 1-0 EXTRA INNINGS, 194 RUNS FOR, 173 RUNS AGAINST

Date	Opponent	W-L	Score	Site	Groves Pitcher	Groves R-H-E-LOB	Opponent R-H-E-LOB	Offense							Pitching					Fielding			
								AVG	OBP	H	XBH	BB	K	SB	ERA	H	BB	K	O/BA	O/BP	#P	FP	DP
03/28	Detroit Western International	W	8-7	H	Gilman (1-0)	8-10-3-6	7-4-1-8	.278	.381	10	4	6	12	4-4	1.56	4	7	6	.114	.262	142	.925	0
04/09	Royal Oak	W	13-3	H	Lipse (1-0)	13-12-2-8	3-3-2-4	.414	.526	12	1	8	4	8-8	1.17	3	2	4	.130	.200	96	.931	0
04/10	Troy	L	4-5	H	Gilman (1-1)	4-7-4-6	5-5-3-6	.304	.448	7	1	6	6	3-5	0.00	5	3	6	.179	.281	131	.875	0
04/12	Lamphere	W	14-9	A	Shapero (1-0)	14-12-2-6	9-10-0-8	.375	.512	12	6	9	4	2-4	8.00	10	9	4	.345	.500	143	.941	2
04/13	Utica	L	3-5	H	Sherman (0-1)	3-1-1-2	5-4-2-4	.045	.192	1	0	3	6	2-2	5.00	4	3	2	.154	.267	101	.964	0
04/13	Utica	W	5-4	H	Wainer (1-0)	5-3-3-4	4-4-1-4	.150	.370	3	1	7	8	5-5	2.00	4	1	5	.154	.241	87	.906	2
04/15	* North Farmington	L	3-4	H	Gilman (1-2)	3-6-1-4	4-11-1-7	.222	.250	6	2	0	11	0-0	2.00	11	1	5	.355	.375	112	.968	1
04/15	* North Farmington	W	9-4	H	Lipse (2-0)	9-5-3-7	4-3-5-11	.208	.441	5	0	7	3	7-7	0.00	3	7	3	.115	.361	151	.906	0
04/16	Country Day	L	1-3	H	Motley (0-1)	1-4-1-5	3-4-1-5	.160	.222	4	1	1	9	1-2	2.00	4	6	12	.182	.379	138	.971	1
04/17	* North Farmington	W	6-3	A	Sherman (1-1)	6-7-2-7	3-4-2-4	.250	.364	7	1	5	4	2-2	1.00	4	1	5	.154	.214	90	.926	0
04/22	* Seaholm	L	3-4	A	Sherman (1-2)	3-7-0-5	4-6-3-1	.250	.276	7	1	1	1	0-1	3.32	6	0	2	.250	.280	90	1.000	0
04/22	* Seaholm	L	0-10	A	Motley (0-2)	0-4-3-5	10-7-0-6	.235	.350	4	1	2	6	1-2	15.75	7	6	1	.333	.500	104	.842	0
04/24	* Seaholm	L	0-9	H	Gilman (1-3)	0-2-1-7	9-18-0-12	.111	.429	2	0	8	2	0-2	9.00	18	4	1	.474	.524	125	.966	0
04/27	Plymouth	W	5-4	N	Sherman (2-2)	5-4-0-11	4-7-3-6	.160	.417	4	0	10	8	6-6	4.00	7	2	7	.250	.323	81	1.000	0
04/27	Walled Lake Central	L	2-5	A	Klein (0-1)	2-6-0-6	5-6-2-5	.214	.241	6	1	1	5	4-4	5.83	6	4	2	.261	.393	98	1.000	1
04/30	* Farmington	L	9-12	H	Wainer (1-1)	9-11-1-8	12-11-1-7	.355	.459	11	3	5	6	2-3	9.00	11	6	1	.333	.450	129	.963	0
05/02	* Farmington	W	8-0	A	Sherman (3-2)	8-8-0-4	0-7-0-10	.364	.462	8	1	2	1	7-7	0.00	7	2	2	.318	.400	74	1.000	0
05/03	* Farmington	L	0-1	H	Gilman (1-4)	0-3-2-3	1-4-0-6	.150	.190	3	0	1	5	0-1	0.00	4	3	5	.160	.250	100	.943	0
05/04	Genison	L	4-5	N	Wainer (1-2)	4-4-1-4	5-10-2-5	.154	.214	4	2	1	5	0-0	5.25	10	3	2	.333	.394	80	.964	0
05/04	East Lansing	L	8-9	A	Cusimano (0-1)	8-12-5-11	9-6-1-7	.400	.538	12	2	6	5	8-9	3.15	6	8	7	.207	.395	135	.861	2
05/06	South Lyon East	L	4-7	A	McKeever (0-1)	4-3-2-7	7-8-2-7	.120	.281	3	0	5	3	2-2	2.33	8	4	6	.308	.438	115	.926	0
05/08	Avondale	W	6-4	H	Sherman (4-2)	6-4-0-2	4-9-2-7	.190	.308	4	1	2	5	1-2	4.00	9	2	5	.300	.344	104	1.000	1
05/11	Waterford Mott	W	6-3	H	Nader (1-0)	6-6-1-5	3-9-0-12	.250	.379	6	2	3	1	10-10	3.00	9	5	8	.300	.417	146	.964	0
05/13	* West Bloomfield	W	8-1	A	Sherman (5-2)	8-7-1-11	1-4-2-6	.250	.436	7	1	8	8	4-5	1.00	4	2	6	.154	.214	105	.958	0
05/13	* West Bloomfield	L	3-8	A	Wainer (1-3)	3-4-4-6	8-10-5-10	.148	.200	4	1	1	3	0-0	1.17	10	2	3	.323	.417	121	.871	1
05/14	Walled Lake Western	W	10-0	H	Brown (1-0)	10-9-1-3	0-2-3-5	.409	.480	9	3	2	3	2-2	0.00	2	2	4	.111	.200	79	.952	0
05/15	* West Bloomfield	W	4-2	H	Cusimano (1-1)	4-7-1-5	2-7-3-5	.318	.400	7	3	3	3	1-1	2.00	7	0	1	.259	.286	83	.970	0
05/16	Walled Lake Central	L	3-6	H	Joe (0-1)	3-8-2-6	6-6-0-8	.308	.400	8	1	2	4	0-1	3.00	6	5	2	.222	.400	133	.935	0
05/20	Walled Lake Central	W	3-0	A	Sherman (6-2)	3-5-1-6	0-4-1-7	.208	.310	5	2	4	5	0-0	0.00	4	2	5	.154	.214	97	.960	1
05/23	Troy Athens	L	7-8	H	Shapero (1-1)	7-10-2-10	8-8-1-8	.303	.395	10	2	2	6	0-0	4.00	8	3	2	.258	.378	117	.935	1
05/24	Waterford Mott	W	11-5	A	Sherman (7-2)	11-10-3-5	5-10-3-6	.357	.500	10	3	5	4	1-2	5.00	10	2	7	.333	.375	145	.893	0
05/25	Walled Lake Northern	W	8-3	H	Wainer (2-3)	8-11-4-13	3-8-2-12	.379	.514	11	1	7	9	3-3	2.00	8	4	2	.258	.361	123	.862	0
05/28	Rochester Adams	L	0-4	A	Sherman (7-3)	0-5-2-6	4-9-1-6	.208	.269	5	1	1	5	0-0	2.33	9	2	4	.346	.393	88	.913	0
05/29	Utica Ford	W	10-9	H	Brown (2-0)	10-11-3-8	9-14-2-6	.367	.487	11	0	8	6	5-5	4.00	14	2	3	.412	.444	108	.906	1
06/01	# Seaholm	L	6-7	N	Sherman (7-4)	6-9-7-8	7-9-3-7	.321	.424	9	1	5	4	1-1	0.00	9	2	6	.273	.314	110	.828	0

* = OAA White League Game
= District Game; Played at Birmingham Brother Rice

2019 VARSITY STATISTICS

#	Name	AVG	GP	AB	R	H	2B	3B	HR	RBI	BB	HP	SO	GDP	SF	SH	ROE	FC	OBP	SLG	SB	PO	A	E	DP	FP
27	Berry, James	.297	31	74	24	22	5	2	0	18	9	3	12	0	1	2	5	3	.391	.418	9-11	22	13	5	2	.875
20	Brown, Michael	.182	12	11	2	2	0	0	0	1	1	2	1	0	0	1	1	0	.357	.182	0-0	3	5	2	0	.800
10	Bryson, Laurence	.253	30	79	12	20	4	1	1	15	21	1	12	2	1	2	5	0	.412	.367	2-3	40	9	1	1	.980
41	Cole, Harrison	.264	34	87	11	23	2	0	1	16	13	8	9	0	0	6	4	3	.407	.321	11-13	104	30	6	3	.957
40	Cusimano, Charlie	.000	6	6	0	0	0	0	0	0	1	0	3	1	0	0	0	0	.143	.000	0-0	11	8	0	1	1.000
9	Davis, Aidan	.091	11	11	1	1	0	0	0	0	0	1	1	0	0	0	0	0	.167	.091	4-4	4	5	2	0	.818
14	Gilman, Ethan	.053	12	19	2	1	0	0	0	1	3	0	8	0	0	1	3	0	.182	.053	3-4	4	9	1	0	.929
37	Hess, Joey	---	1	0	1	0	0	0	0	0	0	0	0	0	0	0	0	0	---	---	0-0	0	0	0	0	---
8	Hess, Will	.250	12	16	5	4	0	0	0	3	2	0	3	0	0	1	3	3	.333	.250	1-1	1	0	0	0	1.000
17	Joe, Aeric	.444	32	99	23	44	11	1	0	31	9	0	6	2	1	1	3	7	.486	.575	12-13	45	53	12	6	.891
13	Klein, Ben	.242	20	33	5	8	2	0	0	10	1	1	13	1	1	2	1	0	.278	.303	0-0	77	0	6	1	.928
2	Lipsey, Trey	.369	33	84	23	31	3	1	0	22	24	2	14	0	3	2	5	2	.504	.428	5-7	65	9	3	1	.961
11	McKeever, Caleb	.165	32	97	18	16	4	1	0	16	9	2	26	1	0	0	5	5	.250	.226	6-7	52	6	4	2	.935
5	Mellinger, Charlie	.444	9	9	1	4	0	0	0	2	3	0	1	0	0	0	0	0	.583	.444	0-0	13	2	0	0	1.000
7	Motley, Roger	.222	11	27	8	6	2	0	0	5	7	0	4	0	0	0	3	2	.382	.296	3-3	38	2	2	1	.952
31	Nader, Alex	.221	31	68	19	15	3	0	0	4	17	12	18	0	0	2	2	3	.454	.264	6-8	42	39	7	4	.920
12	Pierce, John	.600	2	5	0	3	1	0	0	2	0	0	1	0	0	0	0	0	.600	.800	1-1	9	0	1	0	.900
3	Salter, Josh	.188	28	48	16	9	1	0	0	3	5	0	16	0	0	0	1	3	.264	.208	13-15	46	0	1	0	.979
16	Shapero, Joey	.091	15	11	3	1	0	0	0	2	2	0	3	0	0	0	1	0	.231	.091	0-0	7	5	0	0	1.000
18	Sherman, Ari	.042	20	24	1	1	0	0	0	1	6	1	10	0	0	2	0	0	.258	.042	0-0	38	11	3	4	.942
6	Shienbaum, Sam	.360	19	50	8	18	3	0	0	12	10	2	11	1	0	0	1	1	.484	.420	8-9	68	8	6	2	.927
60	Turner, Eli	.000	11	2	3	0	0	0	0	0	0	1	1	0	0	0	0	0	.333	.000	4-4	2	1	0	0	1.000
30	Van Faussien, Henry	.667	1	3	1	2	0	0	0	0	0	0	0	0	0	0	0	0	.667	.667	0-0	2	0	0	0	1.000
32	Wainer, Michael	.000	11	2	0	0	0	0	0	0	0	0	1	0	0	0	0	0	.000	.000	0-0	0	9	0	0	1.000
36	Zako, Jackson	.162	17	37	7	6	1	0	0	3	4	0	6	0	0	2	0	2	.244	.189	4-5	8	9	5	0	.773
GROVES		.263	35	902	194	237	42	6	2	167	147	36	180	8	7	24	43	34	.385	.329	92-108	701	233	67	14	.933

#	Name	ERA	W-L	APP	GS	CG	SHO	CBO	SV	IP	H	R	ER	BB	SO	BF	AB	O/BA	O/BP	WP	HBP	BK	#P	WHIP
27	Berry, James	3.41	0-0	4	1	0	0	0	1	12.1	9	9	6	14	4	62	44	.205	.435	1	4	0	251	1.865
20	Brown, Michael	2.71	2-0	4	1	1	1	0	1	10.1	10	4	4	5	5	45	40	.250	.333	2	0	0	171	1.452
41	Cole, Harrison	0.00	0-0	1	0	0	0	0	0	1	0	0	0	1	0	4	2	.000	.500	0	1	0	16	1.000
40	Cusimano, Charlie	1.50	1-1	5	3	1	0	0	0	18.2	22	17	4	5	11	90	84	.262	.311	3	1	2	273	1.446
14	Gilman, Ethan	1.77	1-4	5	4	1	0	0	0	27.2	23	14	7	13	21	120	107	.215	.300	0	0	0	440	1.301
17	Joe, Aeric	10.50	0-1	1	0	0	0	0	0	0.2	0	4	1	3	0	7	3	.000	.571	0	1	0	29	4.500
13	Klein, Ben	7.00	0-1	2	1	0	0	0	0	3	2	3	3	3	1	15	11	.182	.400	0	1	2	55	1.667
2	Lipsey, Trey	1.14	2-0	4	3	0	0	0	0	12.1	8	8	2	9	9	59	48	.167	.322	1	2	0	229	1.378
11	McKeever, Caleb	9.80	0-1	2	1	0	0	0	0	5	12	11	7	3	4	32	28	.429	.500	1	1	0	115	3.000
5	Mellinger, Charlie	8.40	0-0	2	0	0	0	0	0	3.1	4	4	4	1	0	16	14	.286	.375	0	1	1	57	1.500
7	Motley, Roger	6.63	0-2	2	2	0	0	0	0	6.1	7	8	6	8	7	34	26	.269	.441	2	0	0	145	2.368
31	Nader, Alex	2.55	1-0	4	2	0	0	0	0	11	13	6	4	7	6	53	45	.289	.396	0	1	0	198	1.818
16	Shapero, Joey	7.78	1-1	6	1	0	0	0	1	9	13	10	10	7	6	53	40	.325	.491	0	6	0	198	2.222
18	Sherman, Ari	2.23	7-4	12	11	5	2	0	0	69	68	35	22	17	49	303	280	.243	.300	0	6	1	1011	1.232
60	Turner, Eli	3.50	0-0	6	1	0	0	0	0	8	6	6	4	8	8	39	29	.207	.410	0	2	0	152	1.750
32	Wainer, Michael	3.69	2-3	10	4	2	0	0	1	36	54	34	19	13	15	186	170	.318	.376	3	3	0	541	1.861
GROVES		3.09	17-18	70	35	10	3	0	4	233.2	251	173	103	117	146	1118	971	.258	.356	13	30	6	3881	1.575

2019 JV & FRESHMEN RESULTS

JUNIOR VARSITY
21-9 OVERALL, 11-5 HOME, 9-2 AWAY, 1-2 NEUTRAL

Date	Opponent	W-L	Score	Site
04/09	Royal Oak	L	3-9	H
04/10	Troy	W	4-2	A
04/10	Troy	W	7-0	A
04/12	Lamphere	W	11-9	H
04/13	Utica	L	0-19	H
04/13	Utica	L	10-18	H
04/16	North Farmington	W	9-4	A
04/16	North Farmington	L	1-7	A
04/17	North Farmington	W	7-4	H
04/22	Seaholm	W	6-1	H

Date	Opponent	W-L	Score	Site
04/22	Seaholm	L	3-7	H
04/24	Seaholm	W	5-0	A
04/27	Bishop Foley	W	15-1	H
04/27	Bishop Foley	W	15-0	H
05/02	Troy Athens	W	4-2	H
05/04	Grosse Pointe South	L	2-8	A
05/04	Notre Dame Prep	L	4-5	N
05/04	Troy	L	5-6	N
05/06	South Lyon East	W	4-3	A
05/08	Avondale	W	8-2	A


Date	Opponent	W-L	Score	Site
05/11	Waterford Mott	W	8-3	H
05/13	West Bloomfield	W	2-1	H
05/13	West Bloomfield	W	8-5	H
05/14	Country Day	W	15-6	A
05/15	West Bloomfield	W	1-0	A
05/16	Walled Lake Central	W	10-9	A
05/20	Walled Lake Central	W	6-3	H
05/21	Clarkston	W	4-1	H
05/21	Clarkston	L	2-8	H
05/23	Berkley	W	2-1	N

FRESHMEN
5-15 OVERALL, 3-5 HOME, 2-10 AWAY

Date	Opponent	W-L	Score	Site
04/09	Royal Oak	L	2-4	A
04/09	Royal Oak	L	1-6	A
04/11	Royal Oak	L	9-10	H
04/16	Seaholm	L	2-3	A
04/16	Seaholm	W	18-5	A
04/17	Clarkston	L	0-7	A
04/23	Troy	W	2-1	H

Date	Opponent	W-L	Score	Site
04/23	Troy	L	0-3	H
04/24	Country Day	W	14-5	A
04/25	Troy	L	8-9	A
05/08	U of D Jesuit	L	0-12	H
05/14	West Bloomfield	W	3-0	H
05/14	West Bloomfield	L	1-7	H
05/16	West Bloomfield	L	7-8	A

Date	Opponent	W-L	Score	Site
05/18	Rochester Adams	L	3-4	A
05/18	Rochester Adams	L	3-13	A
05/20	Troy Athens	W	9-1	H
05/21	Berkley	L	4-9	A
05/21	Berkley	L	2-9	A
05/23	Berkley	L	7-17	H



2019 JV Baseball Team



2019 Freshmen Baseball Team

2019 SENIOR CAREER STATISTICS

LAURENCE BRYSON'S CAREER VARSITY STATS




Hitting

Year	AVG	GP	AB	R	H	2B	3B	HR	RBI	BB	HP	SO	SF	SH	ROE	FC	OBP	SLG	SB
2018	.389	11	18	2	7	1	0	0	5	1	2	4	0	0	1	0	.476	.444	0-0
2019	.253	30	79	12	20	4	1	1	15	21	1	12	1	2	5	0	.412	.367	2-3
Totals	.278	41	97	14	27	5	1	1	20	22	3	16	1	2	6	0	.423	.381	2-3

Fielding

	PO	A	E	FP
Totals	55	9	4	.941

HARRISON COLE'S CAREER VARSITY STATS



Hitting

Year	AVG	GP	AB	R	H	2B	3B	HR	RBI	BB	HP	SO	SF	SH	ROE	FC	OBP	SLG	SB
2016	---	3	0	4	0	0	0	0	0	0	0	0	0	0	0	0	---	---	1-1
2017	.344	37	90	35	31	8	0	1	17	32	6	14	0	2	5	2	.539	.466	17-19
2018	.222	26	72	21	16	3	0	0	10	17	5	19	2	4	6	5	.396	.263	15-18
2019	.264	34	87	11	23	2	0	1	16	13	8	9	0	6	4	3	.407	.321	11-13
Totals	.281	100	249	71	70	13	0	2	43	62	19	42	2	12	15	10	.455	.357	44-51

Pitching

Year	ERA	W-L	APP	GS	CG	SHO/CBO	SV	IP	H	R	ER	BB	SO	AB	O/BA	O/BP	WP	HBP	BK
2019	0.00	0-0	1	0	0	0/0	0	1	0	0	0	1	0	2	.000	.500	0	1	0
Totals	0.00	0-0	1	0	0	0/0	0	1	0	0	0	1	0	2	.000	.500	0	1	0

Fielding

	PO	A	E	FP
Totals	187	83	17	.941

ROGER MOTLEY'S CAREER VARSITY STATS



Hitting

Year	AVG	GP	AB	R	H	2B	3B	HR	RBI	BB	HP	SO	SF	SH	ROE	FC	OBP	SLG	SB
2018	.300	35	100	27	30	8	2	4	22	22	0	29	1	0	3	1	.423	.540	13-14
2019	.222	11	27	8	6	2	0	0	5	7	0	4	0	0	3	2	.382	.296	3-3
Totals	.283	46	127	35	36	10	2	4	27	29	0	33	1	0	6	3	.414	.488	16-17

Pitching


Year	ERA	W-L	APP	GS	CG	SHO/CBO	SV	IP	H	R	ER	BB	SO	AB	O/BA	O/BP	WP	HBP	BK
2018	2.83	2-3	7	5	0	0/0	0	17.1	20	20	7	13	16	79	.253	.359	6	0	1
2019	6.63	0-2	2	2	0	0/0	0	6.1	7	8	6	8	7	26	.269	.441	2	0	0
Totals	3.85	2-5	9	7	0	0/0	0	23.2	27	28	13	21	23	105	.257	.381	8	0	1

Fielding

	PO	A	E	FP
Totals	96	6	5	.953

2019 SENIOR CAREER STATISTICS

ALEX NADER'S CAREER VARSITY STATS



Fielding

	PO	A	E	FP
Totals	42	39	7	.920

Hitting

Year	AVG	GP	AB	R	H	2B	3B	HR	RBI	BB	HP	SO	SF	SH	ROE	FC	OBP	SLG	SB
2019	.221	31	68	19	15	3	0	0	4	17	12	18	0	2	2	3	.454	.264	6-8
Totals	.221	31	68	19	15	3	0	0	4	17	12	18	0	2	2	3	.454	.264	6-8

Pitching

Year	ERA	W-L	APP	GS	CG	SHO/CBO	SV	IP	H	R	ER	BB	SO	AB	O/BA	O/BP	WP	HBP	BK
2019	2.55	1-0	4	2	0	0/0	0	11	13	6	4	7	6	45	.289	.396	0	1	0
Totals	2.55	1-0	4	2	0	0/0	0	11	13	6	4	7	6	45	.289	.396	0	1	0

JOSH SALTER'S CAREER VARSITY STATS



Fielding

	PO	A	E	FP
Totals	63	2	2	.970

Hitting

Year	AVG	GP	AB	R	H	2B	3B	HR	RBI	BB	HP	SO	SF	SH	ROE	FC	OBP	SLG	SB
2018	.222	31	27	14	6	0	0	0	2	3	0	9	0	0	0	3	.300	.222	20-22
2019	.188	28	48	16	9	1	0	0	3	5	0	16	0	0	1	3	.264	.208	13-15
Totals	.200	59	75	30	15	1	0	0	5	8	0	25	0	0	1	6	.277	.213	33-37

JOEY SHAPERO'S CAREER VARSITY STATS



Fielding

	PO	A	E	FP
Totals	9	6	2	.882

Pitching


Year	ERA	W-L	APP	GS	CG	SHO/CBO	SV	IP	H	R	ER	BB	SO	AB	O/BA	O/BP	WP	HBP	BK
2018	5.25	0-0	2	0	0	0/0	0	1.1	1	1	1	4	0	5	.200	.556	0	0	0
2019	7.78	1-1	6	1	0	0/0	1	9	13	10	10	7	6	40	.325	.491	0	6	0
Totals	7.45	1-1	8	1	0	0/0	1	10.1	14	11	11	11	6	45	.311	.500	0	6	0

Hitting

Year	AVG	GP	AB	R	H	2B	3B	HR	RBI	BB	HP	SO	SF	SH	ROE	FC	OBP	SLG	SB
2018	.125	9	8	3	1	0	0	0	1	0	0	1	0	0	0	0	.125	.125	0-0
2019	.091	15	11	3	1	0	0	0	2	2	0	3	0	0	1	0	.231	.091	0-0
Totals	.105	24	19	6	2	0	0	0	3	2	0	4	0	0	1	0	.190	.105	0-0

2019 SENIOR CAREER STATISTICS

ARI SHERMAN'S CAREER VARSITY STATS



Fielding

	PO	A	E	FP
Totals	44	14	3	.951

Pitching

Year	ERA	W-L	APP	GS	CG	SHO/CBO	SV	IP	H	R	ER	BB	SO	AB	O/BA	O/BP	WP	HBP	BK
2018	1.70	3-0	8	2	0	0/0	2	24.2	25	9	6	11	16	100	.250	.342	0	3	0
2019	2.23	7-4	12	11	5	2/0	0	69	68	35	22	17	49	280	.243	.300	0	6	1
Totals	2.09	10-4	20	13	5	2/0	2	93.2	93	44	28	28	65	380	.245	.312	0	9	1

Hitting

Year	AVG	GP	AB	R	H	2B	3B	HR	RBI	BB	HP	SO	SF	SH	ROE	FC	OBP	SLG	SB
2018	.100	12	10	0	1	0	0	0	0	0	0	4	0	0	0	1	.100	.100	0-0
2019	.042	20	24	1	1	0	0	0	1	6	1	10	0	2	0	0	.258	.042	0-0
Totals	.059	32	34	1	2	0	0	0	1	6	1	14	0	2	0	1	.220	.059	0-0

HENRY VAN FAUSSIEN'S CAREER VARSITY STATS



Fielding

	PO	A	E	FP
Totals	2	0	0	1.000

Hitting

Year	AVG	GP	AB	R	H	2B	3B	HR	RBI	BB	HP	SO	SF	SH	ROE	FC	OBP	SLG	SB
2019	.667	1	3	1	2	0	0	0	0	0	0	0	0	0	0	0	.667	.667	0-0
Totals	.667	1	3	1	2	0	0	0	0	0	0	0	0	0	0	0	.667	.667	0-0

MICHAEL WAINER'S CAREER VARSITY STATS



Fielding

	PO	A	E	FP
Totals	0	9	0	1.000

Pitching

Year	ERA	W-L	APP	GS	CG	SHO/CBO	SV	IP	H	R	ER	BB	SO	AB	O/BA	O/BP	WP	HBP	BK
2018	6.00	1-0	2	0	0	0/0	0	2.1	6	2	2	2	2	13	.462	.533	0	0	0
2019	3.69	2-3	10	4	2	0/0	1	36	54	34	19	13	15	170	.318	.376	3	3	0
Totals	3.83	3-3	12	4	2	0/0	1	38.1	60	36	21	15	17	183	.328	.388	3	3	0

Hitting

Year	AVG	GP	AB	R	H	2B	3B	HR	RBI	BB	HP	SO	SF	SH	ROE	FC	OBP	SLG	SB
2018	.000	4	1	0	0	0	0	0	0	0	0	0	0	0	0	0	.000	.000	0-0
2019	.000	11	2	0	0	0	0	0	0	0	0	1	0	0	0	0	.000	.000	0-0
Totals	.000	15	3	0	0	0	0	0	0	0	0	1	0	0	0	0	.000	.000	0-0

2019 SENIOR GRADUATES



OAA BASEBALL

2019 OAA STANDINGS

OAA WHITE					OAA RED				
Rk	Team	W	L	Win%	Rk	Team	W	L	Win%
1	Seaholm	11	1	.917	1	Lake Orion	11	4	.733
2	West Bloomfield	6	6	.500	2	Rochester Stoney Creek	9	6	.600
3	Groves	5	7	.417	3	Rochester Adams	8	7	.533
3	Farmington	5	7	.417	4	Clarkston	7	8	.467
5	North Farmington	3	9	.250	5	Rochester	6	9	.400
					6	Oxford	4	11	.267

OAA BLUE					OAA GOLD				
Rk	Team	W	L	Win%	Rk	Team	W	L	Win%
1	Berkley	9	3	.750	1	Royal Oak	10	2	.833
2	Troy	6	6	.500	2	Southfield A&T	9	3	.750
2	Bloomfield Hills	6	6	.500	3	Ferndale	8	4	.667
4	Troy Athens	5	7	.417	4	Hazel Park	4	8	.333
5	Avondale	4	8	.333	5	Oak Park	0	12	.000

HISTORY

Since 1994, the Oakland Activities Association has been one of the premier interscholastic athletic leagues within the Michigan High School Athletics Association (MHSAA). The OAA currently consists of 23 public high schools in Oakland County across 26 sports. Twenty two schools in the OAA currently participate in baseball. Twenty one teams will play baseball in the 2019 season as Farmington Harrison and North Farmington are fielding a unified team once again. OAA membership has changed through the years as schools have combined, formed, joined, or left.

In 1994, 22 schools formed the OAA mostly from the Metro Suburban Activities Association, Suburban Athletic Conference, and the Greater Oakland Activities League plus one school from the Suburban Athletic Conference and one from the Saginaw Valley League.

In the 1990s, four more schools joined from the Macomb-Oakland Athletic Conference. The early 2000s saw three Farmington schools and Rochester Stoney Creek join while Ortonville Brandon, an original member, left for the Flint Metro League. The 2000s saw two Bloomfield schools combine (2013), two Pontiac schools combine (2009), two Royal Oak schools combine (2006), two Southfield schools combine (2016), and both Waterford Kettering and Mott leave for the KLAA. Oxford was the latest addition to the OAA in 2010 while Hazel

Park left the OAA after the 2019 season.

Clarkston leads the OAA in student enrollment with nearly 2,600 students while Ferndale and Pontiac are the only Class B schools.

TRADITION

The OAA has produced two State Champions in baseball. In 2007, two OAA teams competed in the Division 1 State Championship Game when Lake Orion defeated Farmington 4-3. Rochester won the Class A State Championship in 1997. Troy was Division 1 Runner-Up in 1999 losing 6-5 in the Championship Game. Rochester Adams was Class A Runner-Up in both 1995 and 1996.

The Oakland Activities Association has won multiple State Championships across several sports.

GROVES BASEBALL

Groves is one of twelve schools that have maintained membership in the OAA in the same form today as when the league was founded. Groves first participated in the OAA III division in baseball for the 1995 season as they left the Metro Suburban Activities Association after the 1994 season. In baseball, from 1995 to 2008, divisions in the OAA were numbered from I through IV. OAA I was considered the strongest and IV the weakest. Groves belonged in the OAA III for the 1995 and 1996 seasons and then was promoted to OAA II and remained there from 1997 to 2008. League realignment happened every two years. Therefore, although Groves was consistently in the OAA II division, opponents competing against Groves for League Championships changed every couple seasons. For the 2009 season, the OAA was geographically realigned in baseball. For three seasons, Groves participated in the OAA Blue/West division. From 2009 to 2011, the OAA had three divisions in baseball. Groves found itself in a ten team division for the 2009 season because of this. Beginning in 2012, the OAA transitioned into four divisions but remained geographic for baseball. At this point, Groves became a member of the OAA White where the teams were the same through the 2019 season. In 2020, the OAA will realign back to three divisions instead of four. Southfield A&T and Oak Park will join Groves in the White division for the 2020 season.

Groves has won eleven OAA baseball League Titles.

2019 ALL-LEAGUE PLAYERS

Player	Team	Year
Anderson, Jack	Clarkston	12
Boyd, Omar	Southfield A&T	10
Buoford, Jeremy	Troy Athens	12
Caldwell, Brian	Southfield A&T	11
Carter, Tyson	Southfield A&T	11
Cavanaugh, Drew	Rochester Stoney Creek	11
Colucci, Angelo	Ferndale	11
Cowdrey, Dominick	Bloomfield Hills	11
Decker, Brandon	North Farmington	11
Deeds, Wyatt	Berkley	12
Demetral, Andre	Rochester Stoney Creek	12
Dickson, Aiden	Bloomfield Hills	11
Domzalski, Kyle	Berkley	12
Down, Brendon	Avondale	12
Dudley, Lance	Oak Park	10
Dunscombe, Bryce	Royal Oak	11
Durocher, Paul	Seaholm	12
Eddy, Logan	Hazel Park	11
Fiaschetti, Christian	Rochester Stoney Creek	12
Flannery, Danny	Berkley	11
Flowers, Steve	Farmington	12
Gajewski, Nick	Troy	12
Good, Joe	Oxford	12
Halleck, Noah	Hazel Park	12
Isaacson, Matt	Royal Oak	11
Ison, Cam	Berkley	12
Joe, Aerik	Groves	11
Johnson, Eric	Farmington	11
King, Nick	Seaholm	12
Kinnie, Gray	Seaholm	12
Kuhlman, Jacob	West Bloomfield	12
Landry, Drake	Ferndale	12
Landry, Dylan	Royal Oak	11
Leone, Gianni	Bloomfield Hills	12
Lileton, Kelvin	Ferndale	11
Lipsey, Trey	Groves	10
Luer, Jack	Bloomfield Hills	12
Luther, Josh	Clarkston	12
Manzo, Kobe	Lake Orion	11
McCants, Solomon	Southfield A&T	11
McConnell, Seah	Troy Athens	12
Murray, Devin	Rochester	12
Neary, David	Royal Oak	11
Noon, CJ	Troy	10
Patton, Ben	Rochester Adams	12
Picot, Nick	Rochester Adams	11
Ratliff, Blake	Berkley	12
Rifenberg, Ryan	Rochester Adams	12
Schroeder, Dan	Troy	11
Schumaker, Max	Seaholm	12
Sherman, Ari	Groves	12
Simmons, Lucas	Seaholm	12
Sites, Hunter	Lake Orion	12
Slayton, Josh	Lake Orion	12
Sloan, Grant	West Bloomfield	12
Stabinsky, John	Troy	11
Tungate, Jordan	Rochester Stoney Creek	12
Van-Doornik, Tyler	Farmington	12
Van Heck, Drew	Lake Orion	11
Weiss, Andrew	West Bloomfield	12
Werner, Seth	Royal Oak	11
White, Ken	West Bloomfield	12
Williams, Matt	Lake Orion	12

OAA LEAGUE TITLES

1995 • 1996 • 1998 • 1999 • 2001 • 2003
2005 • 2006 • 2011 • 2012 • 2017



DISTRICT AND REGION

District No. 22 - Hosted by Southfield Arts & Technology



Birmingham Groves



Birmingham Seaholm



Bloomfield Brother Rice



Detroit Mumford



Redford Thurston



Southfield Arts & Technology

The Pre-District game will take place on Tuesday, May 26th. District play will finish on Saturday, May 30th.

District No. 21- Hosted by Farmington



Bloomfield Hills



Farmington



Livonia Stevenson



North Farmington



West Bloomfield

District No. 23- Host Not Confirmed



Detroit Renaissance



Detroit U of D Jesuit



Ferndale



Oak Park



Warren Fitzgerald

District No. 24- Hosted by Grosse Pointe South



Detroit Cass Tech



Detroit Martin Luther King



Grosse Pointe North



Grosse Pointe South



Hamtramck

The winner of District 22 will play the winner of District 21 in the first round of Regional play on Wednesday, June 3rd. The winner of District 21/22 will play the winner of District 23/24 on Saturday, June 6th for the regional championship.

DIVISION 1 STATE CHAMPIONS

Year	Team	Year	Team	Year	Team
2019	Portage Northern	2002	Portage Central	1986	Ypsilanti
2018	Grosse Pointe South	2001	Grosse Pointe South	1985	Harper Woods Bishop Gallagher
2017	Saline	2000	Warren De La Salle	1984	Walled Lake Western
2016	Warren De La Salle	1999	Detroit Catholic Central	1983	West Bloomfield
2015	Hartland	1998	Midland	1982	Midland
2014	Bay City Western	1997	Rochester	1981	Harper Woods Bishop Gallagher
2013	Bay City Western	1996	Mt. Pleasant	1980	Grosse Pointe North
2012	Hudsonville	1995	Grand Ledge	1979	Detroit Catholic Central
2011	Rockford	1994	Brother Rice	1978	Flint Southwestern
2010	Ann Arbor Pioneer	1993	Warren De La Salle	1977	Grand Ledge
2009	Warren De La Salle	1992	Brother Rice	1976	Clarkston
2008	Brother Rice	1991	Plymouth Salem	1975	Plymouth Salem
2007	Lake Orion	1990	Sterling Heights Ford	1974	Livonia Churchill
2006	Grosse Pointe North	1989	Harper Woods Notre Dame	1973	Midland
2005	Sterling Heights Stevenson	1988	Seaholm	1972	Royal Oak Kimball
2004	Ann Arbor Pioneer	1987	Detroit Catholic Central	1971	Harper Woods Bishop Gallagher
2003	Holland West Ottawa				

Note: In 1998, the State Championship was divided into "Division 1" through "Division 4." In 1997 and earlier, the equivalent of Division 1 Championships were known as "Class A" Championships.

Note: Detroit Catholic Central has won all of its baseball championships while located at the Redford campus and therefore may be listed in some archives as "Redford Catholic Central." It is the same school that originated in Detroit and currently resides in Novi.

In 2020, Groves has four teams on the schedule that had once won a State Championship. Seaholm won in 1988. Walled Lake Western won in 1984. West Bloomfield won in 1983. Brother Rice, a possible District 25 opponent, also has won three Division 1 State Championships. Country Day won a Class B Championship in 1995.



RECORD AGAINST ALL COMPETITION

These results are accurate to the best of my knowledge based on multiple sources and cross-referencing. With that being said, there are some years with incomplete data sets as of now. For example, in the original printing of the 2018 Media Guide, I knew the 1975 record was 12-10 based on multiple sources yet only had 8 wins and 8 losses listed within this section based on all of my research. For the 2019 Media Guide, I was able to find five additional results and, therefore, was able to update subsequent guides more accurately. Any missing or incorrect information is accidental. If you are an alumni with any old banquet handouts, personal journals from your playing days, scrap books with scores or newspaper articles included, or anything else that can help me fill in the blanks, please reach out and contact Coach Morrison. I will be working on additional research in the off-season so next year's media guide may have some changes to this section in addition to 2020 results.

OPPONENT	GAMES PLAYED	FIRST GAME	LAST GAME	W	L	T	WIN %
Allen Park	2	2005	2015	0	2		.000
Anderson (OH)	2	2007	2007	0	2		.000
Ann Arbor Gabriel Richard	1	1999	1999	0	0	1	---
Ann Arbor Greenhills	1	1996	1996	1	0		1.000
Ann Arbor Huron	1	1993	1993	1	0		1.000
Ann Arbor Pioneer	3	1995	1999	1	2		.333
Ann Arbor Skyline	1	2015	2015	1	0		1.000
Avondale	6	1972	2019	4	2		.667
Bay City John Glenn	17	2002	2017	8	9		.471
Belleville	4	1992	1998	1	3		.250
Berkley	71	1966	2018	47	24		.662
Bishop Foley	3	2013	2018	1	2		.333
Bloomfield Andover	40	1961	2013	24	16		.600
Bloomfield Hills	4	2014	2018	1	3		.250
Bloomfield Lahser	70	1968	2012	42	27	1	.609
Bridgeport	2	2003	2004	2	0		1.000
Brother Rice	23	1964	2018	4	19		.174
Caro	1	2002	2002	1	0		1.000
Cass Tech	28	1989	2012	27	1		.964
Chelsea	7	1988	1998	4	2	1	.667
Cherry Hill	8	1960	1963	1	7		.125
Cincinnati Hills Christian Academy	1	2005	2005	0	1		.000
Clarkston	20	1976	2017	10	10		.500
Clawson	21	1968	2008	14	7		.667
Clinton	1	2005	2005	1	0		1.000
Country Day	13	1968	2019	6	7		.462
Cranbrook	32	1962	2017	17	15		.531
Detroit Consortium	1	2014	2014	1	0		1.000
Detroit Henry Ford	5	1999	2003	5	0		1.000
Detroit Martin Luther King	12	2002	2016	12	0		1.000
Detroit Renaissance	2	2007	2016	2	0		1.000
Detroit Southeastern	1	2008	2008	1	0		1.000
Detroit Southwestern	4	1989	2004	4	0		1.000
Detroit Western International	1	2019	2019	1	0		1.000
Dexter	1	1999	1999	1	0		1.000
East Lansing	1	2019	2019	0	1		.000

OPPONENT	GAMES PLAYED	FIRST GAME	LAST GAME	W	L	T	WIN %
Farmington	51	1976	2019	27	24		.529
Farmington Harrison	54	1971	2017	41	13		.759
Farmington Our Lady of Sorrows	1	1967	1967	0	1		.000
Ferndale	19	1973	1996	10	9		.526
Flint Carman-Ainsworth	1	2017	2017	1	0		1.000
Gaylord	4	2005	2016	2	2		.500
Grand Blanc	1	2014	2014	0	1		.000
Grosse Pointe North	2	2015	2015	0	2		.000
Grosse Pointe South	2	2000	2001	0	2		.000
Harper Woods Notre Dame	1	1989	1989	0	1		.000
Haston	4	1962	1963	1	3		.250
Hazel Park	16	1961	2001	12	4		.750
Holly	2	1987	2012	1	1		.500
Imlay City	3	2012	2014	3	0		1.000
Jackson Lumen Christi	2	1989	2003	2	0		1.000
Jackson Northwest	1	1989	1989	0	1		.000
Jenison	1	2019	2019	0	1		.000
Lakeland	4	2010	2017	3	1		.750
Lake Orion	10	1972	2008	5	5		.500
Lamphere	3	1961	2019	2	1		.667
Livonia Churchill	1	2016	2016	1	0		1.000
Livonia Franklin	23	1964	2016	7	16		.304
Livonia Stevenson	4	1980	2017	1	3		.250
Macomb Dakota	2	2000	2001	2	0		1.000
Manchester	1	1997	1997	1	0		1.000
Mason (OH)	1	2005	2005	1	0		1.000
Milan	3	1996	2009	1	2		.333
Milford	4	1969	1990	2	2		.500
North Farmington	77	1962	2019	44	33		.571
Northville	2	2018	2018	0	2		.000
Novi	1	2011	2011	1	0		1.000
Novi Franklin Road Christian	1	2014	2014	1	0		1.000
Oak Park	29	1964	1986	15	14		.517
Orchard Lake St. Mary's	1	2017	2017	1	0		1.000
Ortonville Brandon	16	2001	2016	13	2	1	.867
Oxford	1	2006	2006	0	1		.000



RECORD AGAINST ALL COMPETITION

OPPONENT	GAMES PLAYED	FIRST GAME	LAST GAME	W	L	T	WIN %
Plymouth	1	2019	2019	1	0		1.000
Plymouth Canton	3	2009	2011	2	1		.667
Pontiac Central	1	1969	1969	1	0		1.000
Pontiac Northern	6	1990	1996	6	0		1.000
Portage Central	2	2017	2017	2	0		1.000
Quincy	1	2003	2003	0	1		.000
Redford Thurston	18	1964	1972	5	13		.278
Redford Union	3	1998	2000	2	1		.667
Riverside	8	1960	1963	2	6		.250
Rochester	51	1983	2014	15	36		.294
Rochester Adams	55	1973	2019	25	30		.455
Rochester Stoney Creek	5	2008	2018	4	1		.800
Royal Oak	19	2007	2019	13	6		.684
Royal Oak Dondero	55	1961	2000	28	27		.509
Royal Oak Kimball	28	1961	2002	5	22	1	.185
Royal Oak Shrine	7	1973	2018	5	2		.714
Saline	5	1992	1998	5	0		1.000
Seaholm	127	1960	2019	64	62	1	.508
Southfield	32	1960	2014	23	9		.719
Southfield Arts & Technology	2	2017	2017	1	1		.500
Southfield Lathrup	81	1969	2016	53	27	1	.663
Southgate	4	1962	1963	2	2		.500
South Lyon	1	2009	2009	1	0		1.000
South Lyon East	1	2019	2019	0	1		.000
St. Martin de Porres	6	2000	2004	4	2		.667
St. Thomas of Villanova	3	2016	2018	2	1		.667

OPPONENT	GAMES PLAYED	FIRST GAME	LAST GAME	W	L	T	WIN %
Sterling Heights	3	1976	2001	2	1		.667
Swartz Creek	1	2009	2009	0	1		.000
Tecumseh	1	1991	1991	0	1		.000
Troy	16	1985	2019	9	7		.563
Troy Athens	62	1977	2019	34	28		.548
University of Detroit Jesuit	1	2000	2000	1	0		1.000
Utica	7	2016	2019	6	1		.857
Utica Eisenhower	11	1973	1976	7	4		.636
Utica Ford	2	1977	2019	1	1		.500
Walled Lake Central	5	2018	2019	3	2		.600
Walled Lake Northern	12	2009	2019	7	5		.583
Walled Lake Western	4	1970	2019	1	3		.250
Warren De La Salle	1	2018	2018	0	1		.000
Waterford Kettering	24	1976	2013	19	5		.792
Waterford Mott	37	1972	2019	30	7		.811
Waterford Our Lady of the Lakes	4	1982	2016	4	0		1.000
Waterford Township	1	1975	1975	0	1		.000
West Bloomfield	72	1973	2019	42	30		.583
Westland John Glenn	16	1965	1972	8	8		.500
Willow Run	4	1992	1998	1	3		.250
Wyandotte Roosevelt	2	2013	2013	1	1		.500
Wyoming (OH)	1	2005	2005	0	1		.000
Yale	1	2017	2017	1	0		1.000
Ypsilanti	1	1996	1996	0	1		.000
Ypsilanti Lincoln	2	1993	1998	2	0		1.000

Note: **Bold** denotes 2020 varsity opponent



BIRMINGHAM GROVES FALCONS

BREAKING DOWN THE CALENDAR

Below you can see Groves' 2020 varsity schedule through a historical context **with emphasis placed on the date played not the opponent played**: overall record on days Groves plays in 2020, the record when the specific day and date lineup together, the record in league and non-league games as applicable to who is on the schedule in 2020 on that particular date, the current win/loss streak on that date, and the record against the team on that date that is on the 2020 calendar.

For example, on May 4th, the Falcons' overall record that day is 23-12. This year, May 4th lands on a Monday. Therefore, the calendar notes Groves' all-time record in games on May 4th played on a Monday which is 4-0. Because Groves plays home that day, the all-time home record which is 12-3 in home games on May 4th is listed. As Seaholm is a league opponent, the league record is noted which is 13-3 in league games on May 4th. Groves currently has a two game losing streak on May 4th (regardless of the opponent played) and Groves has played Seaholm once in the past in games that fell on May 4th and are 1-0 vs. the Maples in that contest.

Monday	Tuesday	Wednesday	Thursday	Friday	Saturday					
03/23	03/24	03/25	<u>Berkley</u> Overall = 0-0 Thursday, March 28th = 0-0 Home = 0-0 Non-League = 0-0 Streak = Never Played vs. Berkley on 03/26 = 0-0	03/27	03/28					
03/30	03/31	<u>Royal Oak</u> Overall = 4-5-1 Wednesday, April 1st = 2-0-1 Home = 3-1 Non-League = 4-5-1 Streak = Won 1 vs. Royal Oak on 04/01 = 0-0	04/01	<u>Southfield Arts & Tech</u> Overall = 1-4 Thursday, April 2nd = 1-0 Home = 1-3 League = 1-1 Streak = Lost 1 vs. Southfield A&T on 04/02 = 0-0	04/02	04/03	04/04			
<u>Oak Park</u> Overall = 8-8 Monday, April 13th = 1-2 Away = 3-4 League = 3-2 Streak = Won 1 vs. Oak Park on 04/13 = 0-0	04/13	<u>Walled Lake Central</u> Overall = 7-5 Tuesday, April 14th = 1-1 Away = 2-1 Non-League = 4-3 Streak = Won 2 vs. WL Central on 04/14 = 0-0	04/14	<u>Oak Park</u> Overall = 9-11 Wednesday, April 15th = 1-4 Home = 4-5 League = 4-3 Streak = Won 1 vs. Oak Park on 04/15 = 0-1	04/15	04/16	04/17	<u>Waterford Kettering & Mott</u> Overall = 10-11 Saturday, April 18th = 1-1 Away = 5-5 Non-League = 7-8 Streak = Won 2 vs. either team on 04/18 = 1-1	04/18	
<u>Walled Lake Northern</u> Overall = 13-3 Monday, April 20th = 1-1 Away = 6-1 Non-League = 10-1 Streak = Won 2 vs. WL Northern on 04/20 = 0-0	04/20	<u>North Farmington</u> Overall = 11-5 Tuesday, April 21st = 1-0 Home = 6-3 League = 2-4 Streak = Won 2 vs. N Farmington on 04/21 = 0-1	04/21	<u>North Farmington</u> Overall = 20-11 Thursday, April 23rd = 2-4 Away = 7-5 League = 5-6 Streak = Lost 2 vs. N Farmington on 04/23 = 1-0	04/22	04/23	<u>Lamphere</u> Overall = 16-17 Friday, April 24th = 0-2 Home = 6-8 Non-League = 12-7 Streak = Lost 1 vs. Lamphere on 04/24 = 0-0	04/24	04/25	
<u>Farmington</u> Overall = 16-15 Monday, April 27th = 3-3 Home = 3-5 League = 8-8 Streak = Lost 1 vs. Farmington on 04/27 = 0-0	04/27	<u>Lakeland</u> Overall = 20-10 Tuesday, April 28th = 0-1 Home = 15-5 Non-League = 8-5 Streak = Lost 2 vs. Lakeland on 04/28 = 0-0	04/28	<u>Farmington</u> Overall = 17-17 Wednesday, April 29th = 4-3 Away = 6-9 League = 8-8 Streak = Won 1 vs. Farmington on 04/29 = 1-1	04/29	04/30	<u>St. Thomas of Villanova</u> Overall = 21-18-1 Friday, May 1st = 4-4 Away = 6-6 Non-League = 8-11-1 Streak = Lost 1 vs. STV on 05/01 = 0-0	05/01	<u>East Lansing & Jenison</u> Overall = 19-16 Saturday, May 4th = 3-8 Away = 7-4 Neutral = 0-2 Non-League = 4-9 Streak = Won 4 vs. either team on 05/02 = 0-0	05/02
<u>Seaholm</u> Overall = 23-12 Monday, May 4th = 4-0 Home = 12-3 League = 13-3 Streak = Lost 2 vs. Seaholm on 05/04 = 1-0	05/04	05/05	<u>Seaholm</u> Overall = 21-17-1 Wednesday, May 6th = 2-6 Home = 7-4 League = 7-12 Streak = Lost 1 vs. Seaholm on 05/06 = 0-1	05/06	05/07	<u>Berkley</u> Overall = 17-15 Friday, May 8th = 1-3 Away = 4-8 Non-League = 10-7 Streak = Won 4 vs. Berkley on 05/08 = 2-1	05/08	<u>Utica</u> Overall = 20-13 Saturday, May 9th = 6-4 Away = 7-7 Non-League = 7-5 Streak = Won 1 vs. Utica on 05/09 = 0-0	05/09	
<u>Avondale</u> Overall = 17-12 Monday, May 11th = 4-5 Away = 5-3 Non-League = 6-1 Streak = Won 2 vs. Avondale on 05/11 = 0-0	05/11	<u>Troy Athens</u> Overall = 20-8 Tuesday, May 12th = 3-0 Away = 4-5 Non-League = 11-1 Streak = Won 5 vs. Troy Athens on 05/12 = 1-0	05/12	<u>Country Day</u> Overall = 21-11 Wednesday, May 13th = 4-2 Home = 12-4 Non-League = 8-3 Streak = Lost 1 vs. Country Day on 05/13 = 0-0	05/13	05/14	05/15	05/16		
<u>West Bloomfield</u> Overall = 15-8 Monday, May 18th = 3-2 Away = 5-2 League = 11-4 Streak = Lost 1 vs. W. Bloomfield on 05/18 = 0-1	05/18	05/19	<u>West Bloomfield</u> Overall = 15-18 Wednesday, May 20th = 2-2 Home = 7-7 League = 7-10 Streak = Won 2 vs. W. Bloomfield on 05/20 = 0-1	05/20	05/21	<u>Walled Lake Central</u> Overall = 14-10-1 Friday, May 22nd = 0-2 Home = 9-4-1 Non-League = 6-5 Streak = Won 1 vs. WL Central on 05/22 = 0-0	05/22	<u>WL Northern & WL Western</u> Overall = 17-16 Saturday, May 23rd = 2-4 Home = 6-4 Non-League = 6-5 Streak = Lost 1 vs. either team on 05/23 = 0-0	05/23	
05/25	<u>Districts</u> Overall = 12-11 Tuesday, May 26th = 2-4 Away = 3-2 Neutral = 2-2 District Play = 1-1 Streak = Won 1 vs. District 22 opponents = 0-2	05/26	<u>Brighton</u> Overall = 10-8 Wednesday, May 27th = 2-0 Home = 2-1 Non-League = 9-7 Streak = Won 5 vs. Brighton on 05/27 = 0-0	05/27	05/28	05/29	<u>Districts</u> Overall = 3-4 Saturday, May 30th = 0-1 Away = 0-1 Neutral = 1-0 District Play = 2-2 Streak = Lost 1 vs. District 22 opponents = 0-0	05/30		


HISTORICAL RECORDS

Highest Winning Percentage (at least 5 games played)		Lowest Winning Percentage (at least 5 games played)		Most Games Played		Most Wins		Most Losses	
May 19	0.852 (27 games)	April 2	0.200 (5 games)	May 1	40	May 10	27	May 7	19
April 3	0.833 (6 games)	April 8	0.273 (11 games)	May 6	39	May 4	23	May 1 & 20	18
April 6	0.833 (6 games)	April 10	0.273 (11 games)	May 10	37	May 5	23	April 24 & 29	17
April 20	0.813 (16 games)	June 1	0.333 (6 games)	May 7	36	May 19	23	May 6 & 14	17
April 11	0.786 (14 games)	April 4	0.375 (9 games)	May 14	36	May 1, 6, 13, & 16	21	May 2, 3, & 23	16

Note: Ties are included in game totals but do not affect winning percentages.



1960



Tim Mitchell

1970



Dan Schreck

1980




Tracy Totten

“ON THE ZEROS”

SIX SEASONS IN REVIEW

Rick Brown




1990

Adam Blatt



2000

Jake Balicki



2010

1960 SEASON REVIEW

Sixty years ago, Groves fielded a baseball team for its inaugural season. Opening in 1959, Groves became the second public high school in Birmingham. Groves would only play a handful of games in their initial season, splitting time evenly between playing host and taking to the road. Out of the four different schools that found their way onto Groves' 1960 calendar, only Seaholm remains open at this time. In six total games, Groves would host three times and travel to the opposition on three occasions. As some students transitioned from Seaholm, the Falcons fielded only freshmen and sophomores for their opening season. Coach Mirer led Groves to a 1-5 record in 1960 in his first year at the helm for the Falcons.

For the first of two seasons, Groves was not affiliated with an athletic conference or league. The non-affiliated era for Groves was not the kindest to the Falcons as they only won a single game during those first couple of years.

Groves played its very first game in history on its home turf on April 29th, 1960. Across all seasons, Groves has played the most amount of April contests on the 26th and 29th (with 34 games being played on each date). Their inaugural opponent was Cherry Hill, a school hailing from Inkster that opened the same year that Groves did but closed its doors in 1986. Cherry Hill, a team that Groves paired up with in the Tri-River League for a couple of seasons in 1962 and '63, remained in the Tri-River League until its closure. As the inaugural game for both

schools, it makes sense that the game ended in a one-run affair. The Falcons kept the game close, losing a nail-biter, 6-7 for their only game played in April in 1960.

On May 3rd, the Falcons took to the road for the very first time. May 3rd has not been kind to the Falcons over the years as the team has chalked up 16 losses on that date heading into the 2020 season. Interestingly enough, Groves battled to a 6-7 loss in its first ever home game as well as its first ever away game. This time, the Falcons fell at the hands of Riverside. Further coincidence between Groves' first two opponents includes the fact that Riverside also opened their doors in 1959 alongside Groves and Cherry Hill. Riverside hailed from Dearborn Heights until the school's closure in 1985. As with Cherry Hill, Riverside remained in the Tri-River League until its closure. Although Groves was an inaugural member of the association beginning in the 1962 season, Groves left after two seasons while Cherry Hill and Riverside maintained their league rivalry until the closure of both schools a year apart from one another.

The Falcons took the short journey to Seaholm on May 12th for the first ever match-up between the two Birmingham schools. This stands as the third worst run-differential loss and second most amount of runs surrendered to the Maples in 127 total games played between the two schools through the 2019 season. Groves fell 2-16 in the opening game of the storied rivalry.

On May 20th, Groves took to the road

for the third consecutive game. Cherry Hill handled Groves more easily the second time around as the Spartans downed the Falcons, 1-8. Just as the third of May has not been kind to Groves over the years, May 20th has been even more problematic. The Falcons have lost more games on only one other date heading into 2020.

On May 24th, Groves picked up their first ever win on the diamond, avenging their one-run loss to Riverside three weeks earlier in the season. This time, the Falcons downed the Rebels, 7-4.

The following afternoon, Groves would close out the 1960 season versus Southfield. The Blue Jays would route the Falcons, 18-1. The loss dropped Groves to 1-2 in home games in 1960 and is the biggest run differential and most amount of runs surrendered in the rivalry's history. Although Groves would play Southfield in every decade through the 2010s before the school closed in 2016, this would be the only meeting between the two schools until 1977.

Although the .167 winning percentage ranks second-worst in Groves history, the 1960 season finished with Groves chalking up the school's first-ever victory. The season developed short-lived rivalries with Riverside and Cherry Hill while beginning rivalries that would span multiple decades with Southfield and Seaholm. Fielding only underclassmen, the opening season for Groves athletics proved to be an uphill battle but beginning in 1960, every spring brought home baseball games to the corner of 13 Mile and Evergreen.



1970 SEASON REVIEW

In Coach Gottschalk's seventh year at the helm of the Groves Baseball Program, the Falcons finished with the highest overall winning percentage in the Northwest Suburban League era. Finishing with a 10-7-1 record, Groves put together three consecutive winning seasons for the first time in school history.

The Falcons faced an uphill battle from the outset in 1970 as they lost four .300+ hitters from the '69 squad which included two all-league players. Groves did begin the new decade with six returning lettermen from the previous season including Kevin Burke, who led the team with a .397 average with 25 hits in 1969.

Groves started the season on the road on April 1st in the third ever matchup with Royal Oak Kimball. The Falcons would have to look for their first victory in the rivalry another day as the two teams battled to a 3-3 tie.

In the first home game of the season, Groves blew a 2-0 lead on a windy Thursday afternoon to fall to Walled Lake Western in the first ever match-up between the schools. Groves was plagued with allowing free passes on the ninth of April. The Warriors loaded the bases in the first without plating a run and drew three walks in the second without scoring as well. The Falcons luck would eventually run out. Groves began the scoring in the third inning when Drew Jackman led off with a single, followed by a double from Ray Went, a single by Kevin Burke, and a single by Mike McLean. WLW responded in the top of the fourth with three runs off of three walks, a single, and an error to take a 3-2 lead. Western extended the lead to 6-2 in the fifth. The Falcons had a chance with runners on second and third in the sixth and scoring a run in the seventh but the game was out of reach and Groves fell, 6-3.

On Wednesday, April 15th, Groves used three pitchers to pick up the first win of the decade when they travelled down the road to Southfield Lathrup. Pete Johnson hit a bases-loaded triple in a four-run second inning and the Falcons never looked back en route to a 9-2 victory. The loss was Lathrup's opening game of their season.

That Friday, Groves hosted Seaholm and lost a one-run game, 3-2 after only mustering a couple hits on the day. Drew Jackman hit a two-run shot in the second inning and did not strike again for the remainder of the game. Seaholm picked up a run in the third and two in the fourth to seal the win.

Groves has not played Redford Thurston since 1972. That may change in 2020 as both teams belong in the same postseason district. In 1970, the two schools battled in league play for the seventh straight season. Thurston, a baseball powerhouse throughout the sixties and into the seventies, was upset by the Falcons, 6-5, on April 22nd to open up MSAA league play. Gary Bracken struck out eight and Ray Went led the offensive attack with a single and a homerun. Groves jumped ahead with five runs in the fifth. Thurston came back with four runs of their own in the sixth but it was not enough in the Groves victory.

Through the sixties, Groves and Oak Park were very comparable baseball clubs. That

did not change as the calendar pushed into the seventies. Oak Park needed eleven innings to sneak away with a one-run victory and the Falcons fell under .500 to Oak Park all-time after the schools met on April 23rd. Groves all-time record with Oak Park fell to 6-7 after the 7-8 loss. Pete Johnson hit a two-run double in the second to give the Falcons an early lead. Groves added four runs in the sixth inning. Oak Park answered with runs late in the game, scoring a couple in both the sixth and seventh frames. Oak Park secured the victory when Groves' pitcher accidentally threw the ball over the plate with a runner on second base while trying to intentionally walk the batter.

After splitting the series with North Farmington every season from 1962 through 1966, Groves took ownership of the series. In late April, the Falcons travelled to Raider country and made it seven wins in a row with a 5-3 extra-inning win to push the all-time record with North Farmington to twelve wins and five losses. Kevin Burke opened the second with a triple. Dan Schreck drove him in on a sacrifice fly to cut North Farmington's lead to 2-1. Burke began the fourth with a base-hit. Schreck walked and Drew Jackman singled to load the bases. Harold Kuhn singled to drive in Burke and Schreck was forced in on a walk. After seven innings, the score remained 3-3. The Falcons took the lead in the ninth when Burke drew a bases-loaded walk and John Dickson singled in an insurance run to make it 5-3. Kevin Burke added to his stellar day at the plate with eleven strikeouts on the mound as the winning pitcher.

On Wednesday, April 29th, Groves hosted Livonia Franklin in a pitching duel. The Falcons moved their league record to 3-1 with a 1-0 victory over the visiting Patriots. The only score of the day came in the first inning when the Falcons used a first and third situation to score the lead runner on an attempted pick-off at first-base.

In early May, Groves extended its winning streak to three games in the 1970 season and four games in a row in the rivalry with Westland John Glenn when the Falcons escaped with a 6-5, one-run victory. On the eleventh, Redford Thurston avenged its loss from earlier in the season, despite hitting five falcon players

during the game, with another close contest. Thurston took over sole possession of first place in league play with the 7-5 victory. Thurston plated a couple runs in the first and hit a solo shot in the second to take an early lead. In the third inning, Mike McLean singled in Groves' first run. Unfortunately, Thurston came back with four runs on three walks, a double, and a single. Groves put up four runs in the seventh but it was not enough for the win.

A couple of days later, on May 13th, both teams scored a couple of runs in the first inning but the later innings were nicer to Oak Park who went on to beat Groves, 5-3.


Groves continued their winning ways over North Farmington in another two-run game, 10-8 before finishing the week on a downer, being shutout by Clawson, 5-0 on Friday, May 15th. Defensive miscues by both the leftfielder and centerfielder in the third inning loaded the bases for the Trojans. With the Falcon infield moved in tight, a pop fly over the second-baseman spelled doom for Groves.

As the season began to wind down, Groves lost a heartbreaker, 4-5, to Livonia Franklin preventing the 1970 squad from becoming the first team in school history to win a league title. Groves did finish league play on a high note, however, with a 12-3 showing over Westland John Glenn.

Groves found itself in its seventh one-run game of the season when the Falcons dropped Cranbrook, 3-2, in non-league action before hosting Bloomfield Andover on May 26th in another one-run affair. Groves dropped the Barons, 5-4, in their first-ever victory in the rivalry after losing to Andover in 1961 and 1969.

The Falcons played their last game of the season against Seaholm over half the time after 1970's contest between the schools. Groves avenged the one-run loss from earlier in the season with a two-run victory, beating the Maples 4-2.

Groves finished the 1970 season on a high-note. The win over Seaholm extended the Falcon win streak to four to end the season. The season put spectators on the edge of their seats. Out of eighteen games, fourteen were decided by two runs or less.



1980 SEASON REVIEW

The 1980 season almost broke a record that the Falcons were trying to avoid. That season has a losing streak that remains the second longest in school history. Groves dropped eleven straight games near the end of the season which ranks second behind the fourteen game skid that began in the final game of the 1960 season and lasted the duration of the '61 season.

Coach Crosby led the Falcons as the head coach for the sixth year in 1980. The team would finish 5-20 but would notch a couple league rivalry wins. Additionally, they won when it most mattered; breaking a lengthy losing streak with a playoff upset of Bloomfield Andover.

The team was coming off of a couple of down years in the late seventies but returned the entire starting infield from the previous season. Paul Dreiman at first, John Shafer at second, Roger Wilen at shortstop, and Tracy Totten at third all started at their respective positions the year before. Mike Vodermark, as utility man, would fill holes vacated when a teammate took the mound. Pitching depth was a problem for the team following the top two returning pitchers from the '79 squad. The pitching staff was anchored by seniors Totten and Dreiman. Dreiman, a lefty, notched five of Groves' seven wins in the previous season and finished 5-1.

Berkley was the opening day opponent for Groves for the first time in the history of the two squads. Although Groves only has a couple of losses on opening day to the Bears, 1980 was one of them. Berkley dropped the Falcons, 3-1, on April 16th to begin the season.

On April 19th, Groves travelled to Clarkston to play a neutral game with Livonia Stevenson and also played a game with the host. In the second ever meeting with Clarkston, Groves moved to 2-0 over the Wolves with a 4-2 victory. Gordie Hershiser was the pitching and hitting hero in the first game. He threw a complete game two-hitter while striking out seven and walking four. He singled home Tracy Totten for an RBI in both the first and the third. Groves scored twice in the first, added single runs in the third and fifth, and never trailed in the game. Clarkston scored both their runs in the fourth. Groves finished with eight hits in the game. In the second game, Groves fell to 1-2 after the pitching staff issued fifteen walks in the first ever meeting with Livonia Stevenson. The Spartans used the free passes to trounce the Falcons, 13-2, as the Groves offense could not capitalize on their seven hits.

Groves travelled to Bloomfield Andover on Wednesday, April 23rd for a midweek doubleheader and came out with two losses despite two complete-game efforts on the mound. The Falcons were limited to four hits and a walk drawn while striking out ten times in the first game, losing 1-5. Tracy Totten hit a solo shot in the first inning for Groves' only run of the game. Totten would end up throwing a complete game in the second game. Paul Dreiman, after throwing a complete game in the first game, would hit a solo shot in the fifth inning of the second game. Groves took an early 3-0 lead in the second game but Andover would battle back and use a walk-off

suicide bunt in the bottom of the seventh to stun the Falcons, 5-4. Groves collected four hits in the nightcap as well but scored more runs than in the first game after drawing six base-on-balls.

For every season of the seventies outside of 1970, Groves and Farmington Harrison began an annual non-league doubleheader rivalry. This trend would continue in the new decade as the teams split a doubleheader on April 26th. The Hawks took game one, 6-2, and Groves captured game two, 9-7. The split moved Groves' all-time record in the series to 12-8. In game one, Groves was held to four hits total once again and scored both their runs in the third inning. Game two was a seesaw battle in which several lead changes took place. Harrison tied the score at seven apiece in the top of the sixth and Groves secured the win with a couple runs of their own in the bottom of the frame. Groves offense came alive in the second game behind Bill Rankin's two singles and a triple, Tracy Totten's three hit effort, and Mark Mourray's bases-loaded triple in the third inning. Mourray was also the winning pitcher, striking out six, walking one, scattering six hits, and only allowing two earned runs.

The Falcons would end the month of April with a 2-5 loss to Southfield Lathrup in the first league action of the season on April 30th. Groves was poised to open league play with a win but surrendered four runs, all with two outs, in the sixth inning to relinquish the lead. Groves scored its two runs in the fifth inning on a two-run blast by Gordie Hershiser. With the win, Lathrup would move to 5-2 and Groves would enter May



1980 SEASON REVIEW

carrying a 2-6 overall record.

May began well for the Falcons. They used four runs in the eighth inning to notch their first league win of the season at Troy Athens on May 2nd. Gordie Hershiser received the win in five and two-thirds innings pitched in relief of Paul Dreiman. In the eighth, three of the first four batters walked to load the bases. Hershiser and Bob Rizk both dropped perfect bunts to score two runs and reach base safely. Groves scored two more runs on an error by Athens' third-base man to secure the win and move to 3-6 (1-1, MSA).

Groves left Farmington with two shutout losses in non-league action on Saturday, May 3rd. Groves had five hits in the first game and mustered only three in the second and dropped the two games, 0-5 and 0-11.

Sophomore Gordie Hershiser continued to shine for Groves, holding Royal Oak Dondero to two runs on four hits and five walks while striking out eight on May 5th. He also scored the winning run after hitting a double in the second inning en route to a 3-2 win. Paul Dreiman hit a two-run homerun in the first inning for Groves' two other runs in the game. The Falcons left several runners stranded after scattering nine hits in the game. Groves secured a 2-1 league record after the win.

Groves lost a 3-7 decision at Rochester Adams on May 7th before travelling to Bloomfield for a second midweek doubleheader, this time facing Lahser on Friday, May 9th. Groves left Bloomfield for a second midweek doubleheader


with two losses. Lahser trounced the visiting Falcons, 10-3 and 10-1. The Falcons were held to four hits in the first game and two in the second.

The following day, Groves gave up ten runs for the third game in a row. This time, West Bloomfield secured the one-run victory, 10-9. Groves dropped the second game to the Lakers, 4-8 as well.

On May 12th, Groves lost a heartbreaker at Southfield Lathrup. The teams were tied at one run apiece heading into extra innings. In the tenth inning, the Falcons took the lead on a squeeze gone awry. After the bunt was popped up, Lathrup's catcher fired to third in an attempt to double off the runner. After the umpire ruled the runner safe, Lathrup's coach disputed the call. At this point, the Groves runner broke for home and made it safely, giving Groves a 2-1 lead. Groves surrendered two runs in the bottom off a homerun, single, and a double to lose, 2-3. Lathrup moved to 13-4 and held on to first place in league play with a 6-1 record.

Troy Athens avenged an earlier loss to the Falcons with a 4-3 victory over Groves on May 14th. Royal Oak Dondero followed suit with a 7-2 victory over Groves before the Falcons lost to Seaholm, 5-7.

While Troy Athens beat Southfield Lathrup on May 19th, Rochester Adams used their 6-3 victory at Groves to end league play with a three-way tie for first place. The Highlanders scored four runs in the third and added a couple insurance runs in the seventh. After winning two




Coach Crosby

errors while seven Kimball players got a hit.

Leading the Falcon's offensive attack were seniors Bill Rankin and Tracy Totten. Rankin carried a .551 on-base percentage and led the team with 22 hits and 15 runs scored. Totten had a .327 batting average and was voted the team's Most Valuable Player with All-Conference and Second Team All-Regional recognition. Gordie

Groves upsets Andover



Bill Rankin

of the first three league games, Groves finished 2-8 in league play.

On May 21st, Seaholm stung the Falcons again. This time, the Maples shutout Groves, 4-0, while holding the Falcons to three hits.

When Groves beat Bloomfield Andover, 10-2, to open up playoff play, they scored twice as many runs against the Barons than they did in both games of a doubleheader against Andover in April. Tracy Totten threw a complete game for Groves. Offensively, Gordie Hershiser broke the game wide open with a grand slam in the fourth. Bill Rankin was 3-4 and Mike Vordermark added three hits.

Groves played in another 10-2 game in the District semifinal. Unfortunately, Groves was not the team notching double-digit runs as they were dropped at Royal Oak Kimball on May 31st. Kimball earned their 20th win of the season after taking advantage of twelve walks and five Falcon

Hershiser, a sophomore, was the leading pitcher for the Falcons. He threw four complete games, winning three of them en route to a 1.49 ERA. Hershiser would look to be a team leader moving forward as he was an offensive leader on the 1980 squad as well.

Many of the setbacks for the Groves team were caused, in part, by the team's inability to win close games. Unfortunately for the 1980 squad, the team is one of two in the history of Groves baseball to accumulate 20 losses. Also, the .200 winning percentage is the worst during Groves' MSA era as well as the Crosby era. It also ranks as the third worst in program history behind Groves' first two seasons. Fortunately for the Falcons, the Junior Varsity team finished with a 12-9 record. Additionally, the contributions of the underclassmen throughout the season would help the team finish with a winning record in 1981 and catapult themselves into one of the best teams in the state in 1982.

1990 SEASON REVIEW

Groves finished the eighties strong after wrapping up the school's first district title and winning twelve of the final fifteen games played in the '89 season. Fans had high hopes for the 1990 squad as five of the top six pitchers returned from the championship team. Three starting infielders and a two-year starter behind the plate also returned for the Falcons. However, Groves would need to replace every starter in the outfield from the previous season.

In Coach Crosby's sixteenth season as skipper for the Falcons, the team would be led by Brian Gracely, a two-year starter at shortstop who hit .370 in 1989. Jason Van Camp and Jason Blades were both 5-3 on the mound the year before. Chris Baker hit .385 in 1989 and began the season holding down catching responsibilities for the third year in a row before an injury moved him into the DH slot for the second half of the season.

On April 7th, Groves dropped the season opener to Ferndale, 2-4, before bouncing back to win the second game of the doubleheader, 8-5. This mirrored the April 8th opening series from the year before which also resulted in an opening game loss to Ferndale that ended with a doubleheader split on the day.

Groves split another non-league doubleheader, this time with Berkley on April 18th. Groves notched a playoff win over the Bears to end Berkley's season the year before and Berkley exacted revenge in the first game, pulling out a 6-2 victory. The second game of the day was close and Groves avoided the sweep with a 3-2 win.


difference as Groves exploded for seven runs in the fifth inning to break open a close game. Jason Van Camp went the distance while limiting the Trojans to four hits while notching seven strikeouts. Bob Gougeon paced Groves with three hits and Curt Lawson had a couple of hits including a solo homerun in the sixth inning.

Rochester downed Groves, 9-4, in the MSAA opener on April 25th. The visiting Falcons scored five runs in the third and added four more in the seventh to defeat the host Falcons.

Groves left West Bloomfield on Friday, April 27th the victim of two one-run losses. The Lakers improved to 4-1 after sweeping Groves, 9-8 and 6-5. Despite scoring seven runs in the second inning of the first game, Groves was unable to secure a win as West Bloomfield spread eight runs scored across the final four innings to beat the visiting Falcons. Homeruns from Shannon Gaskin and Chris Baker, who finished 3-3 in the game, were not enough for Groves in the nightcap. West Bloomfield was able to put runs on the board in three different innings, including a four-run second inning to edge Groves, 6-5, in the second game of the doubleheader.

Although winless in league play thus far, Groves was able to thump cross-town rival Seaholm for 25 runs across two games on Saturday, April 28th. In the opener, Groves broke an 8-8 deadlock with four runs in the bottom of the sixth and secured a 12-8 win. Matt Schaefer's two-run double proved to be the game-winning hit and he threw two and two-thirds innings of two-hit relief to pick up the win. Groves used 16 hits to score 12 runs in the first game without any

Gaskin all hit homeruns. Brian Gracely's triple and Chris Blamy's double helped Groves score four runs in the third inning to give the Falcons a 6-0 lead. Seaholm cut Groves' lead to 8-5 in the top of the fifth but the Falcons countered with four runs in the bottom of the inning to ice the game. Bob Gougeon was the winning pitcher. With the help of six homeruns in game two, the team already racked up 15 round-trippers on the season, through ten games, before playing a game in May.



Groves' Brian Gracely safely slides into second base ahead of the tag applied by Lahser's Fred Matuas. JOHN STORMZAND/staff photographer

On May 2nd, Southfield Lathrup improved to 5-3 and Groves fell to 5-6 when the Chargers doubled up the Falcons, 6-3 and kept Groves out of the win column in league play.

Rochester teams stung the Falcons in more league action as Rochester Adams beat Groves, 10-7 on Monday, May 7th before Rochester downed Groves 10-1 two days later. The Highlanders built a 10-1 lead with two runs in the second, and tallied four runs in each of the fourth and sixth innings. Groves made it closer with six runs spread over the last two frames. Chris Baker and Bob Gougeon each had two of Groves' ten hits in the game. On the 9th, Rochester did not allow any late inning Groves' runs, keeping the score at 10-1 as they improved

Groves dumps Clawson

On April 23rd, Groves played Clawson before opening league play. Clawson swept the Falcons in 1989 and a year would make a big

being a homerun. Conversely, Groves belted out six homeruns to win the second game, 13-5. Curt Lawson, Chris Baker, Bob Gougeon, and Shannon



1990 SEASON REVIEW

their record to 10-6.

The Falcons were feeling the pinch of injury as they struggled to notch victories in the win column. Jason Van Camp, Jason Ouellette, and Jonah Stutz all struggled to find the success

games to Royal Oak Dondero on Wednesday, May 23rd. Groves kept it close in both games though, losing the first game by one run, 5-6 and the second game by two runs, 3-5. In 1990, Groves was in the middle of its longest losing streak to

Chris Baker who each had a pair of hits. Athens used fourteen hits to score in every inning of the second game as the Red Hawks shelled the Falcons, 14-3 in the nightcap.

The 1990 Falcons finished with a 10-15

Round-trippers power Groves by Seaholm

they had the year prior because they were sidelined for various reasons.

Brian Gracely's clutch performance in game one of a doubleheader with Bloomfield Lahser catapulted the Falcons into the win column in league play on May 11th. Gracely went 5-5 with four RBI highlighted by a homerun in the sixth inning. Matt Schaefer moved to 3-0 on the season, picking up a win in relief, thanks to Groves' five-run sixth inning as the Falcons won, 9-4. Curt Lawson and Rick Brown added a couple hits apiece. Lahser responded with a convincing 13-5 win in the nightcap. Chris Baker, who had a hit and RBI in the first game, was the star in game two's loss; connecting for a double and a three-run homerun.

Thirty years ago, the state tournament games would often begin before the end of the regular season. In 1990, that was the case for Groves as they made an appearance in the state tournament in just their fifteenth game of the season. Groves' ability to make a run in the playoffs came to a screeching halt in mid-May with a 2-7 loss to Ferndale. The Falcons made four errors in the first two innings to fall behind 5-0 early in the game. Curt Lawson scored the first run for Groves on a double by Jason Van Camp. Matt Schaefer then singled home Van Camp for the Falcon's only other run in the game.

Groves continued to lean on Brian Gracely as the second baseman hit a two-run homer in the fifth inning to lead the Falcons to a 2-0 victory over Rochester Adams on May 21st. That was the only run support Matt Schaefer needed to upend the favored Highlanders. Although fighting to stay out of the basement in league play, Groves played league leaders tough throughout the season. This win was evidence of

Dondero with the game two loss making it six in a row in the rivalry.

On Friday, May 25th, Groves rallied to take a 7-6 victory over Pontiac Northern in the first ever meeting between the schools. The Falcons pushed across three runs in the bottom of the seventh to overcome a 6-4 deficit. Winning

overall record. The team had a season filled with many obstacles. Jason Ouellette, a Junior who received some ink in the 1989 season write-up in last season's media guide, was not mentioned once this season as he was out for the entire season with torn cartilage in his knee. This is one example of several key injuries that plagued

Groves blank foes

pitcher Matt Schaefer provided the game-winning RBI by being hit by the pitch with the bases loaded.

On Monday, May 27th, the Falcons bowed out of the Oakland County Tournament when they dropped an 8-1 contest to Milford at Jaycee Park in Pontiac. Groves fell behind early, yielding two runs in each of the first two innings. Milford added three more in the fourth before rounding out the scoring with a run in the seventh. Groves got its lone run in the sixth when Rick Brown followed up a walk with an RBI double. Groves was outit in the game, 11-6.

On May 29th, Southfield Lathrup scored twice as many runs as they gave up to Groves for the second time of the season. This time, the Chargers beat the host Falcons, 8-4 to move to 15-8 overall and drop Groves to 9-14 overall. Lathrup overcame an early four-run deficit in the win. The Chargers put up three in the third, two in the fifth, two in the sixth, and an additional insurance run in the seventh. Lathrup outhit Groves, 9-4 but Groves drew six walks and just could not capitalize on them as the Falcons stranded a dozen runners in the game.


Groves throughout the season. The team was led by Brian Gracely and Chris Baker who were both named to the Eccentric's All-Area First Team. Gracely finished with a .400 batting average. The season was highlighted by a doubleheader sweep of Seaholm and a big league win over Rochester Adams, one of the best teams in the area. The 1990 season is also notable as the inaugural season in which Groves sported the Olde English "G" in its current form. The lettering began with the baseball program and has now been adopted by the school at large.

Blades' gem gains a split for Groves

that. With the loss, Adams slipped to 7-4, a game behind league-leading West Bloomfield (8-3). Junior Matt Schaefer moved to 4-0 with the complete game victory and scored the go-ahead run after singling in the fifth ahead of Gracely's fifth homerun of the season.

Groves' success in league play was sporadic at best as the Falcons dropped two

Groves headed into its last series of the season, a make-up doubleheader with Troy Athens to close league play and the 1990 season as a whole on May 31st. The Falcons took the first game of the road doubleheader, 6-1 behind a four-hitter, complete game effort from Jason Blades. Offensively, Groves had a pair of three-run innings in the win led by Brian Gracely and



2000 SEASON REVIEW

Groves would start a new century in a similar fashion to how it wrapped up the previous one. The years 1999 and 2000 mark the only time in program history that the school captured back-to-back District Titles. In Coach Crosby's 26th year heading the program for the Falcons, the baseball team secured its fifth straight 20+ win season. After finishing the season at 18-12-1 in 1995, Groves won at least 20 games in every season prior to heading into the 2000 season. That streak would continue as the baseball team went 21-13 in 2000.

Groves tabbed as one of area's top baseball teams

Around the turn of the century, OAA Baseball was in its Golden Age. Heading into the 2000 season, an OAA team had made the State Finals in four of the previous five seasons. Therefore, when Groves was named the pre-season third best team in the area by the Eccentric, that carried a lot of weight. They were ranked by the paper higher than traditional powerhouses of Rochester Adams, Orchard Lake St. Mary's, and Country Day, among others. Troy returned two pitchers that combined for a 25-3 record on the 1999 state runner-up team and was ranked 23rd in the country by USA Today's high school pre-season poll. Groves would lose a one-run game to the Colts early in the season, proving they could hang with the nation's best.

The Falcons would look to veteran slinger Chris Way to help lead them to victory. The hard-throwing righty finished the 1999 season 7-1. Way's batterymate Jon Ager would be the go-to offensive production for Groves if the turn of the century were to look anything like the year before. Ager belted out six homers and 36 RBI while hitting .406 in '99. The Falcons also returned several solid players in Matt Battle, Rob Hinman, John Sabat, and Pat Bruttell, among others from the year before while bringing up quite a few players from a strong JV program.

For the first time in eight seasons, Groves opened the season on a Saturday. Groves lost the opening day slugfest 12-13 before shutting out Lahser 5-0 in the nightcap. After a split with Bloomfield Lahser at home on April 1st to begin the season, Groves started the 2000 season with a losing streak despite a strong pre-season ranking.

On April 3rd, Groves travelled to Rochester and was shutout 0-6. Two days later, the Falcons lost a heartbreaker to nationally-ranked Troy at home in the eighth inning, 2-3.

Greg Porter, Royal Oak's current coach, returned to Seaholm after leaving as head coach there in 1994 to coach at Oakland University. He inherited a team that went 7-30 the year before. Porter was looking to "right the ship" as the Falcons visited on April 10th. He took a step in the right direction when Groves lost another eighth inning, 2 to 3 game in a row. This time, Groves did so on the road to their archrivals to

open league play.

On Wednesday, April 12th, Groves hosted Royal Oak Kimball and continued their early-season losing ways after being trounced by the Knights, 0-12.

Groves travelled to another Royal Oak league foe on Friday, April 14th and brought the losing streak to an end with a 7-3 victory. Chris Way fanned 15 Dondero batters while Jon Ager hit a two-run double, Josh Hoffman hit a triple and scored a run, and Adam Blatt added a hit and RBI.

On Saturday, April 15th, Groves split a doubleheader with visiting Berkley. The Falcons opened with a 3-2 victory, then dropped a 5-7 decision in the nightcap. Groves scored twice in the bottom of the seventh to win the first game with Josh Hoffman and Adam Blatt collecting the key RBIs. On the 17th, Groves resumed league play and lost badly at home to Troy Athens, 2-24.

The following day, Groves ended a four-game homestand with an 8-7 win over St. Martin de Porres. In the bottom of the seventh inning, Sam Wilson slammed a bases-loaded double to score Chris Way and Dave Hoffman with the game tying and winning runs. On Wednesday, Groves travelled to Waterford Mott and came away with an 11-1 league win.

The Falcons did not see any game action for ten days before hosting Cass Tech in a doubleheader on Saturday, April 29th. Groves put 32 runs on the board, winning the first contest 15-0 before triumphing in the second game 17-1.

As the calendar turned to May, Waterford Kettering visited on May 4th for the first league contest in over two weeks. David Hoffman was a single shy of hitting for the cycle when he doubled, tripled, and homered with four RBI. David's older brother, Josh singled and scored two runs and Andy MacKeller had two hits, including a double, with two RBI.

Falcons soar to victory

On May 6th, Groves travelled to Grosse Pointe South and came away with two wins and a loss. Groves beat Macomb Dakota in the first meeting between the schools by a run, 4-3. Another first-time opponent and another close game; Groves fell 2-4 to the host team, Grosse Pointe South, before trouncing Sterling Heights 10-1 in the first meeting between the schools since our nation's bicentennial.

On Monday, May 8th, Groves hosted Seaholm for their second rivalry game of the century. Groves built a 5-0 lead after the first two innings but Seaholm responded with six in the top

of the third. Groves tied the game in the bottom of the third, 6-6, on freshman shortstop Andy MacKeller's RBI single. Seaholm took a 9-6 lead into the sixth inning when Groves answered with two runs of their own. Groves had runners at second and third with two outs in the seventh but could not push any across and the Falcons lost a second one-run game in the storied series, falling 8-9. Seaholm remained 6-0 in league play after the victory while Groves fell under .500 in OAA play with a 3-4 league record.

After dropping another league game with Royal Oak Dondero, 5-8, at home on May 12th, Groves was set to host their Falcon tournament on Saturday the 13th. Bloomfield Andover won the tournament and Groves never played the tourney winner as they opened the day with a 1-2 loss to Southfield Lathrup. Groves carried a nine-game win streak over the Chargers heading into the day which was snapped by the one-run loss. Groves finished the day .500 after a 14-4 trouncing of Cass Tech bringing the season tally to three wins over the Technicians and extending the win streak in the rivalry to nine games.

May 15th was a great day for Groves. Not only were they able to avenge one of the worst losses in program history, a 22-run differential from earlier in the season; the Falcons also handed Troy Athens their first league loss, as well as their first home loss, of the season. Chris Way got the victory as he struck out eight Red Hawks and also had a bases loaded double. David Hoffman hit a three-run homerun to add to the offensive onslaught in a 14-4 victory.

After downing Waterford Mott, 10-2, on May 18th, the Falcons travelled to the other Waterford school on the 22nd and came away with a season sweep of the Waterford schools when they won 8-6. Three runs in the top of the sixth inning gave Groves a come-from-behind victory over the hosts. After Josh Hoffman's double scored Andy MacKeller to tie the score in the sixth, Pat Bruttell smacked a two-run homer to put the Falcons up for good. Bruttell finished the evening 3-4 with three runs scored and three RBI. David Hoffman stroked a key two-run double in the fourth to start the comeback after Kettering went up 6-2 after three complete innings. Adam Blatt picked up his fourth win of the year in an admirable relief effort that held Kettering to two hits through five innings.

Groves made it four OAA wins in a row when they took to the road again for an unusual Tuesday league match-up. Chris Way struck out a dozen and held Kimball to two hits in a rare win over the baseball powerhouse. Jon Ager led the offensive attack with a two-run shot as the Falcons shutout Royal Oak Kimball, 3-0. Groves finished 7-5 in league action.

On May 24th, Groves beat Hazel Park 9-6. Adam Brown clubbed a two-run homerun and John Disner hit a two-run double to help lead Groves to victory. Sam Wilson and Nate Jordan added two hits apiece for the Falcons in the non-

2000 SEASON REVIEW

league win. Groves used four-run innings in the fourth and fifth frames to seal the deal. Mark Wolfman earned the victory for the Falcons.

The Falcons travelled to Cranbrook for a May 27th doubleheader to close out the 2000 regular season. The rivalry had been defined by entertaining, close games and this season would continue that trend. Groves found themselves on both sides of a one-run game, winning the first one 11-10 while falling in the nightcap, 6-7. Out of the 20 games played to this point between the rival schools, nine of them were decided by a single run. Cranbrook is one of a handful of teams that Groves has played in every decade and the two teams ensured this trend would continue when they found themselves on the schedule for the 2000 season. Groves moved to 7-13 in the rivalry after the Saturday-afternoon split.

On the final day of May, Groves played as the visiting team at their home site in a pre-district game with Southfield, another team Groves had played in every decade. However, this would be the first, and only, time the two schools would meet in District play. Southfield would finish the season 12-11 as Groves would end it with a 13-2 dominant performance that would extend the rivalry's win streak to eight. Chris Way threw all seven innings while striking out 10 in the three-hitter. Groves scored in five of the seven innings that climaxed with a five-run outburst in the seventh to all but seal Southfield's fate heading into the bottom frame. Jon Ager led the attack with two hits, including a double, and three RBI. Andy Mackeller added a single and double as well. David Hoffman had two hits and scored three runs while Mike Babcock joined in with two hits, three walks, and two runs scored of his own.

On June 3rd, Groves began the day with Detroit Henry Ford. The Falcons won handily the year before 11-3. Groves seemed like they'd skate to victory again in 2000 when they put eight unanswered runs on the board with

a seemingly comfortable 8-2 advantage heading into the seventh inning. The Falcons saw their lead evaporate when the Trojans erupted for six runs to tie the game and force extra-innings. Fortunately for the Falcons, they withstood the scare when Mike Babcock's groundout plated Josh Hoffman in the eighth to push across the winning run. Babcock joined Jon Ager and David Hoffman with a couple hits apiece to help make a winner of Chris Way in the 9-8 game.

For the third year in a row, Groves met Redford Union to decide the District Championship. After getting stomped in the 1998 game, Groves won the 1999 contest in a one-run affair. Redford Union cruised past Southfield Lathrup 12-2 in their path to the championship. In the title game, Groves got a two-run homerun in the fifth inning off the bat of David Hoffman and two hits apiece from Jon Ager and Chris Haruska to salvage a 6-4 win over Redford Union in the rivalry's rubber match. Reliever Mark Wolfman was credited with the win and Sam Wilson came on to notch the save in the close game.

After a rough start to the season, Groves really turned things around when it meant the most. After beginning the 2000 campaign with a 3-7 record through the first ten games, Groves won ten of eleven heading into Regionals with their lone loss being a one-run game in the Cranbrook split to end the regular season.

Chris Way was a recent draft choice of the Seattle Mariners heading into Regional play. Way allowed seven hits while striking out nine and walking three in the nine-inning complete game pitching dual with U of D. U-D took a 2-1 lead into the fifth and Groves tied the game in the bottom of the sixth inning on an RBI single by outfielder Rob Hinman, who finished with three

hits on the day. The Falcons scored the winning run in the ninth on hits by Sam Wilson, Hinman, and Josh Hoffman to secure the 3-2 victory over University of Detroit Jesuit in neutral territory.

After keeping things close with extra-inning games in both the District and Regional semi-finals, the Falcons had little left in the tank.

Seattle picks Groves' Way in MLB draft

They headed into the Regional Championship squaring off against the host team, Royal Oak Kimball. Despite splitting the regular season two-game league series, Kimball has been a perennial thorn in Groves' side and the Falcons have found little success in the rivalry. The 2000 season was no exception. After a superb showing in the semi-final game, Groves committed five fielding errors, numerous mental mistakes, and its pitching staff allowed a combined 14 walks and hit-batsmen allowing for the Knights to score five unearned runs. With the score tied one run apiece after the first inning, that's as close as the game would be as Kimball batted around and scored four times in the second inning on just two hits and commanded a 9-1 lead through four innings as Royal Oak Kimball came away with a 10-3 victory to end Groves' season.

The Falcons finished 23-12 and walked away with the first, and only, back-to-back District Championships in school history.



2010 SEASON REVIEW

In 2010, Groves found itself in the middle season of its three year stint in the OAA Blue/South division. In 2009, a late May victory over Bloomfield Andover kept the 20+ win streak alive at five as the Falcons finished at 20-11. Coach Crosby would look to extend that streak another year in his 36th season at the helm of the storied Groves program.

Pitching, defense make Groves a team to watch

For the fourth time in Groves' baseball history, opening day occurred with a March matchup. Groves used a March 31st opening day victory to begin the season for the second year in a row. This time, Waterford Kettering was the victim as Groves racked up double-digit runs in the 14-4 win at home. Jake Balbes led the onslaught with four hits, including a homerun.

Moving into April, Groves would continue their winning ways as Groves hosted West Bloomfield in the league opener on April 12th. Groves scored twice in the second and once in the third in the 3-1 OAA Monday afternoon win. Chris Pochas had two hits and scored a run while Sam Grusin had a single and an RBI. Jake Balbes was the winning pitcher as he struck out six in four innings. Offensively, he added an RBI double. Mike Mestdagh struck out six Lakers of his own while allowing no hits in the final three frames to collect the save.

Groves hosted Cranbrook on Thursday, April 15th. Jason Schreiber hit a bases loaded double in the 6-1 victory. Mike Mestdagh added an RBI double of his own as Jake Balicki struck out seven in three scoreless innings on the mound.

For the second season in a row, Groves opened with four straight victories as they closed out their four game homestand with an 8-7 victory over Bloomfield Andover on April 16th. Senior Jake Balbes went 4-for-5 including a game-winning single in the bottom of the ninth for the extra-inning victory. Mike Mestdagh got the win in relief.

In the first road game of the season, Groves squeaked by Farmington with a 2-1 win. Farmington took a 1-0 lead in the second inning and did not allow a Groves hit into the sixth. Mike Mestdagh broke up the no-no with a double before scoring on a passed ball to tie the game at one apiece. Jake Balbes scored the game winner on a sacrifice bunt by Jason Schreiber. Mestdagh notched another win in relief.

On April 21st, Groves hosted cross-town rival and reigning league champion, Birmingham Seaholm. Both squads were undefeated heading into the matchup. Groves extended their win streak to six with the 10-6 victory. Offensively, the "Two Jakes" led the way as Jake Balbes

stroked four hits and Jake Balicki added three of his own including a two-run homerun.

Groves continued their winning ways with a 16-6 thumping over visiting Farmington Harrison. Mike Mestdagh hit a three run bomb.

On Saturday, April 24th, the Falcons travelled to the KLAA and came away with two victories in two close contests. In the first game, Groves defeated Walled Lake Northern, 7-5, in the second meeting between the schools. Offensively, the Falcons were led by Chris Pochas' four hits. Next, Groves travelled the couple minutes down Bogie Lake Road for the nightcap at Lakeland for the inaugural match-up between the schools. The game proved even closer as Jason Schreiber had a bases-loaded double en route to a 5-4 one-run victory.

On Wednesday, April 28th, Groves made it ten wins in a row to open the season with a 6-1 victory at Bloomfield Lahser. Adam Ketai helped make it eleven in a row with two hits and three RBIs in an 8-1 win over Royal Oak Shrine at home the next day on the 29th.

Groves closed out the month of April with their first loss of the season at West Bloomfield. The Falcons were led by Ryan Williams who stroked two doubles. The 7-12 loss dropped Groves' league record to 6-1 in the OAA.

As the calendar flipped a page, Mike Mestdagh's eleven strikeouts were not enough as the Falcons came up short in a 1-3 loss to North Farmington on May 3rd at home. With another high-strikeout effort by Jake Balicki, the nine Rochester casualties were not enough once again for Groves as they found themselves on the wrong side of a 3-4 score on May 4th on the road.

After beginning the season with eleven straight victories, Groves dropped its fourth game in a row with another 3-4 loss. This time, Groves fell to Southfield Lathrup in the opening game of the Falcon Invitational on May 8th. Groves snapped the skid with an 8-4 victory over Martin Luther King in the nightcap of the invitational.

On May 10th, Groves made it two wins in a row with a 4-2 win over Farmington. Mike Mestdagh kept Farmington's hitters off-balance while limiting their team to five hits. Groves used four first-inning walks along with some defensive miscues to mount an early game lead.

Seaholm scored all of their runs in the

fourth inning en route to a 4-2 win over Groves on the Maples' turf on May 12th. Ryan Williams hit an RBI double in the loss. Groves fell to 13-5 on the season.

Groves moved to 8-3 in the league when they travelled to Farmington Harrison on May 14th and emerged with a 17-9 victory. Jake Moss and Chris Pochas each had four hits in the win.

After losing two games to Berkley, 5-10 and 2-3, on Saturday, May 15th, the Falcons hosted Royal Oak in an OAA League match-up on May 17th. Mike Mestdagh threw a complete game one-hitter while going 2-4 offensively with two RBI to headline Groves' 13-3 victorious effort.


Groves continued its up-and-down season with a 7-13 loss to Country Day at home on May 18th before continuing the short homestand with a 12-4 win over Bloomfield Lahser on the 19th. Chris Pochas led the offense with three hits in the blowout.

Chris Pochas had another three hit day. This time, Groves piled on the runs at North Farmington in a 9-1 win over the Raiders on May 24th.

Groves travelled to Royal Oak on the 26th and lost 7-8. The Falcons finished out league play with a 10-7 victory at Bloomfield Andover on Friday, May 28th.

Groves finished the regular season behind two stellar pitching performances at the annual Memorial Day weekend tournament in Bay City on May 29th. In the first game, Groves was able to avenge the one-run loss to Plymouth Canton from the year before. Ryan Feist threw a three-hitter as Groves won 6-4. In the second game, Groves shutout Bay City John Glenn 4-0 behind a two-hitter from Jake Moss.

Groves took a 20-9 overall record into District play. For the third season in a row, Groves would face Brother Rice in the playoffs. Brother Rice used three pitchers to limit the Falcons to three hits. Jake Balbes hit a solo shot in the sixth inning to break up the Warrior shutout. Groves reached the twenty win plateau for the sixth season in a row. With the graduation of only two starting seniors, the Falcons would look to significantly improve upon their 20-10 overall record heading into the 2011 campaign.




LETTERMEN

This list is meant to be a celebration of people involved in Groves Baseball. Any missing names or incorrect dates are accidental. Spring sports are not always covered in yearbooks and sometimes team photos do not exist when they are. Additionally, players could have been absent from team photos when they do exist. Furthermore, sometimes yearbooks cover the current season with a "summer insert" that very rarely were kept by the school. On top of this, sometimes yearbooks covered spring sports from the year before and this is not always easy to decipher. These variances could have created unintentional inaccuracies. Although the alumni research began with yearbooks; newspaper articles and other sources (including reaching out to alumni) were used to strengthen the accuracy of the list. If you have information about inaccuracies or omissions, please reach out to Coach Morrison (smorrison@birmingham.k12.mi.us) or someone within the baseball family so the necessary corrections can be made.

A

Abbo, Aaron 1997
 Abbott, Bob 1987-1989
 Abbott, Chris 1986-1987
 Acquaro, Ralph 1981
 Adams, Ron 1982
 Ager, Jon 1999-2000
 Almeter, Lucas 2013
 Alvin, Rob 1983-1984
 Amos, Mike 2008-2009
 Anderson, Brock 2017
 Anderson, Per 1996
 Andrews, Jim 1964-1966
 Arabo, Faris 1996-1997
 Arambula, Rolando 2017-2018
 Arbogast, Travis 1992-1994
 Arbogast, Tyler 1998-1999
 Arno, Joe 1976-1977
 Ayres, Fred 2012-2013




Travis Arbogast

Bell, Brian 1984-1985
 Begun, Evan 2006-2007
 Berry, Dave 1962
 Berry, James 2019
 Bertelson, Dan 1976-1978
 Bihler, Bob 1961-1962
 Bittker, Jason 2013-2014
 Bittker, JJ 2008-2009
 Blades, Jason 1989-1990
 Blaha, Chris 1973
 Blamy, Chris 1989-1990
 Blamy, Dave 1991-1992
 Blamy, Matt 1987-1988
 Blatt, Adam 2000-2001
 Blythe, Kris 2007
 Bodary, Adam 2006-2008
 Bolz, Mike 1965-1967
 Booth, Brett 2005
 Boring, Steve 1984-1985
 Botsford, Ashton 2011-2012
 Bound, Scott 1968
 Bracken, Gary 1969-1970
 Bradbury, Connor 2016-2018
 Bragdon, Andy 1988
 Braha, Carey 1972-1974
 Bratton, Drew 1990-1991
 Brayton, Jeff 1978-1979
 Breaugh, John 1966
 Brettschneider, Brad 1976-1977
 Brickman, Sam 2008-2009
 Briggs, William 2014-2015
 Broadwell, Gary 1966
 Brooks, Gus 1980-1981
 Brown, Adam 2000-2001
 Brown, Doug 2008-2009
 Brown, Lane 1965-1966
 Brown, Malik 2012-2015
 Brown, Michael 2019
 Brown, Rick 1989-1990
 Brown, Stephen 2013-2014
 Bruttell, Pat 1999-2000
 Bryson, Laurence 2018-2019
 Burke, Kevin 1968-1970
 Burke, Mike 1985
 Butler, Dwight 1964


C

Cahill, Ryan 2003-2004
 Cameron, Brian 1980-1982
 Cameron, Eric 1983-1984
 Cameron, Kyle 2011-2012
 Caputo, Pat 1975-1976
 Carlson, Marv 1961
 Carpenter, Darren 1989
 Castle, Tom 1991
 Cauley, Jon 1960
 Chapedis, Andy 1971
 Chase, Bill 1960-1961
 Clark, Dennis 1961-1963
 Clark, John 1985-1986



Mike Bolz

Clay, Dave 1985-1986
 Cloutier, Bill 1971-1972
 Cloutier, Mike 1983-1984
 Coatney, Chris 1966-1967
 Cole, Harrison 2017-2019
 Collins, Danny 1987
 Colton, Eric 2001-2002
 Cornett, Tom 1987
 Cossey, Charles 1976
 Coughenour, Paul 1974
 Coy, Ken 1978
 Craig, James 2006
 Creager, Phil 1978-1979
 Crosswell, Matt 2002-2003
 Cusimano, Charlie 2019
 Cutler, George 2016-2018



Brian Cameron


B

Babcock, Mike 2000-2002
 Bachand, Matt 2017-2018
 Baker, Andrew 2009
 Baker, Chris 1988-1990
 Balbes, Jake 2008-2010
 Balgenorth, Dick 1964-1965
 Balicki, Jake 2010-2012
 Barry, Max 2014-2015
 Bartleson, J.D. 1964
 Bass, Tim 1977-1978
 Battle, Matt 1999-2000
 Beier, Dave 1966

LETTERMEN

D

Dacey, Emmett	2010-2011
Dallavecchia, Raymo	1993-1994
Damman, Brad	2013-2014
Davies, Emrys	1968-1969
Davis, Aidan	2019
DeCarlo, Ron	1963-1964
Delgado, Antonio	2014-2015
Deshler, Matt	1976-1977
Dennis, Bralen	2015-2016
Dennis, Justin	2013-2014
Dickson, John	1969-1971
Dickson, Tim	1982-1983
Dillingham, Jeff	1994-1996
Dishler, Matt	1976
Disner, Jon	2000-2001
Disner, Mike	2001-2003
DiStefano, Chip	1975
DiStefano, Gary	1968
Doll, Brendan	2015-2016
Domas, Greg	1994
Donn, David	2002-2003



Ron Douglas

Downey, Tom	2003
Dreiman, Paul	1979-1980
Driver, Rocky	1962
Douglas, Ron	1966-1967
Dudas, Leo	2014-2016

E

Eberhart, Bill	1978-1979
Eberhart, Mike	1982-1983
Edwards, Blake	2004-2005
Edwards, Christian	2005
Eisen, Bob	1971-1973
Ellis, Jeremy	2014
Ernst, Ted	1988
Eurich, Matt	2002

F

Fabbri, Morris	2012
Faber, Steve	1985
Feist, Ryan	2010
Feist, Scott	2011-2012
Feldman, Brian	1988
Felker, Del	1970-1972
Felker, Ted	1967

Ferraro, Greg	1985
Ferrel, Chuck	1970-1971
Ferrel, Rich	1972-1974
Ferrel, Tim	1975
Fershtman, Jordan	2007-2008
Fisher, Jason	2006-2008
Fitzgibbons, Tom	1963
Fitzpatrick, Kevin	1967
Fletcher, Tom	1978-1979
Ford, Chaise	2016-2018
Foussianes, George	1975-1976
Foussianes, Nick	1980-1981
Fowler, Jeff	1983-1984
Fox, Ben	1993-1994
Fraser, Randy	1963, 1965
Fregolle, Bob	1973-1975
Friesner, Scott	1971-1973
Friesner, Todd	1973-1975
Froling, Dylan	2018
Fujita, Joey	1985-1986

G

Gagstetter, Greg	1964
Garrett, Curt	1978-1979
Garrett, Derek	1998-1999
Garrett, Dave	1995
Garrett, Les	1976-1978
Garvey, Mike	1974
Garzia, Sam	1963-1964
Gaskin, Shannon	1989-1990
Gatward, Jim	1974-1975
Geiger, Gordon	1966
Geist, Geoff	2008-2009
Gershenson, Drew	2001-2002
Gershenson, Mike	1995-1996
Ghazel, George	1962-1964
Gilbert, Kory	2015
Gilman, Ethan	2018
Gilman, Evan	2016-2017
Glessler, Tom	1969-1970
Glime, Pete	1985-1986
Godlew, Mark	1976-1977
Gofrank, Norm	1961
Goudie, Chuck	1972-1973
Goudie, Jeff	1977-1979
Gougeon, Bob	1989-1991
Gracely, Brian	1988-1990
Gracely, Kevin	1991-1993
Graham, Bob	1960
Granader, Kevin	1982-1983
Grenfell, Bob	1961
Groskind, Blake	2011-2012
Grusin, Sam	2009-2010

H

Hafner, Brian	1994-1996
Hafner, Dan	1994-1995
Hall, Elliot	2009
Hamilton, Bob	1965-1966
Hamming, John	1977
Hampson, Tom	1965
Hanchin, Pat	1991
Hansen, Chris	1985-1987
Hanson, Scott	2000-2001
Harms, Beau	2013-2014
Harms, Griffin	2011-2012
Harms, Shea	2014-2015
Harms, Steve	1962-1963


Harris, Dave	1975-1976
Haruska, Chris	1999-2000
Hayden, Brian	1996-1997
Haywood, Steve	1977-1978
Hefele, Brian	1980-1981
Heist, Bob	1971-1972
Henderson, Don	1973-1974
Henkel, Jack	1964-1965
Henkel, Jerry	1963
Herrick, John	1963
Herron, Dave	1991-1992
Hershiser, Gordie	1980-1982
Hershiser, Judd	1985-1986
Hertz, Donovan	2013
Hess, Will	2019
Higley, Nate	2016-2017
Higuchi, Yasushi	1993-1994
Hiller, Larry	2010-2011
Hinman, Rob	1999-2000
Hintermister, Rick	1961
Hoffman, David	2000-2001
Hoffman, Jarett	2005-2006
Hoffman, Josh	1999-2000
Hohl, Herb	1961
Holloway, Jon	1998-1999
Holmes, Jeff	1967-1969
Hopwood, Hunter	1960-1961
Howard, Steve	1965
Hribernik, Michael	1993-1994
Hughes, Brent	1965-1966
Humenny, Gary	1966, 1968
Hurbis, Casey	1988-1989
Husband, John	1982-1983

I

Iffinger, Gregg	1974-1975
Irwin, Jon	1998-1999
Irwin, Todd	1991-1993

J

Jackman, Drew	1969-1971
Jackson, Josh	2001-2002
Jacobites, Steve	2003



Gregg Iffinger



LETTERMEN


Jaglois, DJ 2008
 Jahnke, Kevin 2004-2005
 Janisse, Dan 1998-1999
 Janisse, David 2002-2003
 Jardine, Doug 1965
 Jensen, Todd 1987
 Joe, Aerik 2018-2019
 Johnson, Peter 1969-1970
 Jones, Chris 1990-1991
 Jones, Nathan 1993-1994
 Jordan, Nate 2000-2001
 Judd, Jason 1991

Kuhn, Harold 1969-1971
 Kummeler, Jeff 1988-1989
 Kuntzman, Dave 1980-1982


McLaughlin, Tom 1982-1983
 McLean, Mike 1969-1971
 McMahan, Tim 1997-1999
 McNamara, Rich 1983-1984
 McRobb, Greg 1987

L

Laarman, Jim 1980
 Lachowicz, Adam 2004-2005
 Lamb, John 1969-1971
 Larsen, Don 1970-1971
 Laub, Ryan 2016-2018
 Lawson, Curt 1989-1990
 Ledgley, Jim 1978
 Letscher, Mark 1997-1998
 Levine, Sandy 1994-1995
 Lewis, Jim 1975-1976
 Lewis, Lloyd 1962
 Lewis, Mike 1975
 Lindeman, Tom 1962-1963
 Lipsey, Trey 2018-2019
 London, Ben 2012-2014
 Loukes, Paul 1989-1990
 Lysaght, Aidan 1985-1986



Tom O'Brien



Tom McKennie


M

MacCallum, Mike 2002-2003
 Macke, Ryan 2003-2004
 MacKeller, Andy 2000-2003
 Mackey, Keith 1986-1987
 Mailing, Andre 2015-2016
 Malerman, Kevin 2010-2011
 Malkovich, Jim 1983-1984
 Malkovich, Michael 1993-1994
 Mann, Chris 2006-2007
 Martin, Andrew 2016-2017
 Martin, Tom 1960
 Masek, Jeff 1983
 Maxwell, Pat 1992-1994
 Mayer, Jeff 1983-1984
 McCann, Wesley 2011-2012
 McClorey, Casey 1997
 McComas, Eric 2003-2005
 McGowan, Rob 2010
 McHugh, Rich 1980
 McKeever, Caleb 2019
 McKennie, Tom 1964
 McKinney, Brandon 2004-2005
 McKinney, Jim 1963

Meilinger, Charlie 2019
 Meinert, Bill 1983-1984
 Meininger, Steve 1963
 Mestdagh, Mike 2009-2011
 Meyer, Clint 1968-1969
 Michalik, Kevin 1986-1987
 Michalik, Pat 1987-1988
 Miller, Steve 1976-1977
 Minkus, Dave 1974
 Mitchell, Charlie 1963-1964
 Mitchell, Tim 1960-1962
 Mitchell, Todd 1985
 Mock, Felix 1963
 Moffat, Rob 2003-2005
 Moon, Randy 1975-1977
 Mooney, Dan 2010
 Morris, Tim 1988
 Moss, Alex 2006-2008
 Moss, Jake 2009-2010
 Motley, Roger 2018
 Mourray, Mark 1980

K

Kaczander, Aaron 2002
 Kaline, Colin 2004-2007
 Kanak, Brian 1995-1996
 Kanak, John 1993-1994
 Kanak, Wally 1963
 Katz, Jason 1991-1992
 Kaweck, Dave 1962, 1964
 Kennedy, Bruce 1973-1974
 Kenney, Tim 1980
 Ketai, Adam 2010-2011
 Ketai, Evan 2012-2013
 Keydal, Karl 1980
 Khachatourian, Mark 1995-1997
 Kime, Brian 1993-1994
 Kime, Greg 1987-1988
 Kime, Matt 1994-1996
 King, Andy 1998-1999
 King, Chris 1987-1988
 Kirschenbaum, Storm 1994-1996
 Kizy, Nicholas 2012
 Klein, Ben 2019
 Klein, Josh 2018
 Kokones, Jim 1961
 Koncius, Brian 1995
 Koshewitz, Jon 2007
 Kowalchuk, John 2015-2017
 Kowalewski, Steve 1997-1998
 Krawczak, Doug 1985
 Kripke, Larry 1964
 Kuczaj, Steve 1987



Bill Meinert

N

Nader, Alex 2019
 Nason, Sam 1997-1999
 Nead, Ron 1965
 Neistein, Gabe 2004-2005
 Newitt, Tyler 2017-2018
 Newman, Jeff 1982-1983
 Newman, Tim 1980-1982
 Noonan, John 1978-1979
 Norland, Doug 1961-1962
 Novick, Max 2016-2017

O

Obee, Pete 1975-1976
 O'Brien, Tom 1992
 O'Bryan, Ian 2014-2015
 Oh, David 1992-1993
 Oleniczak, Pachel 1985
 Olesnavich, Andrew 2005-2006
 Oliveto, Russ 1971

LETTERMEN

Onisko, Byron 1977-1978
 Orman, Pete 1980-1982
 Osher, Dan 2005-2006
 Osher, Matt 2002-2003
 Ouellette, Dennis 1984-1986
 Ouellette, Jason 1988-1991

P

Paletta, Joe 1986
 Pappas, Greg 1997-1998
 Pappas, Steve 2002-2003
 Pastoria, Michael 2016-2017
 Patterson, Ron 1985-1986
 Payne, Jeff 1994-1995
 Pecar, Dennis 1982
 Peters, Larry 1975-1976
 Petrosky, Dale 1972-1973
 Phillips, Todd 1991-1992
 Plachta, Brian 1978-1979
 Plait, Dean 1976-1977
 Pochas, Chris 2009-2011
 Pomorski, Mark 1975-1977
 Prew, John 1979

Q

Quill, Dan 1981-1982

R

Raepsaet, James 1997-1998
 Randolph, Josh 2011
 Rankin, Bill 1980-1981
 Rafferty, Mike 1965-1967
 Raft, Arnie 1970
 Rau, Chuck 1963-1964
 Rawls, Ty 1988-1989
 Reberger, Bob 1960-1963
 Resnick, Zach 2014-2015
 Ricelli, Lee 1968




Joe Sheeran

Ricelli, Mike 1971-1973
 Ricelli, Rocky 1980-1981
 Richards, Steve 2004-2005
 Richter, Jim 1972-1973
 Riddle, David 1999
 Riely, James 1982
 Ringler, Nick 2017-2018
 Ris, Steve 1981-1982
 Rivet, Mitch 1991-1993
 Rizk, Bob 1979-1980
 Roberts, Brian 2018
 Roberts, Joe 2015-2016
 Roberts, Ryan 2013
 Robinson, Bob 1992
 Robinson, Jim 1984-1985
 Robnett, Jim 1981-1982
 Robnett, Ron 1983-1984
 Robnett, Spenser 2012-2014
 Roche, Doug 2015-2016
 Roller, Scott 1967-1969
 Rometty, John 1979
 Romund, Steve 1984-1985
 Roth, Doug 2007
 Roth, Justin 2003
 Rottiers, Bob 1960-1962
 Rowley, Scott 1968
 Roy, Joe 1991-1993
 Ruhf, Larry 1964-1965
 Ruhf, Pete 1964-1965
 Rzepka, Paul 1973-1974
 Rzeppa, Jonah 2015


S

Sabat, John 1999-2000
 Sackett, James 2006-2009
 Sackett, Jay 2004-2007
 Sajovec, Paul 1987
 Sajovec, Pete 1992-1993
 Salter, Josh 2018-2019
 Sams, Eric 1996-1998
 Sangregorio, Greg 1986-1987
 Schaefer, Matt 1990-1991
 Schaeorges, Tom 1967-1968
 Schafer, Brian 1997-1998
 Schafer, John 1979
 Schaffer, David 2003-2004
 Schaffer, Matt 2001-2002
 Schmidt, Jake 2008-2009
 Schmidt, Keith 2018
 Schmitz, Chris 1987-1988
 Schomer, Ben 1996-1998
 Schreck, Dan 1968-1970
 Schreck, Ed 1966-1967
 Schreiber, Jason 2009-2010
 Schuetz, Bill 1981
 Schwab, Erik 1998-1999
 Scialli, Vince 1962-1964
 Sechrist, Jon 1987-1988
 Sechrist, Paul 1984
 Sechrist, Steve 1987-1989
 Seid, Brad 2006-2009
 Seid, Sean 2003-2006
 Seneker, Mike 1987, 1989
 Shada, Mark 1967-1969
 Shapero, Joey 2018-2019
 Shattuck, Rocky 2008-2009
 Shea, Matt 1995
 Sheeran, Brett 1976
 Sheeran, Joe 1981-1982



Kyle Sherman

Sheppard, Tom 1963-1964
 Sherman, Ari 2018-2019
 Sherman, Eli 2012-2013
 Sherman, David 2008-2009
 Sherman, Kyle 2013-2015
 Shienbaum, Sam 2019
 Shugg, Rich 1966-1968
 Siegel, Mickey 1972-1974
 Singer, David 1978
 Simancek, Bob 1961
 Sitto, Brett 2006-2008
 Smith, Adam 1996-1997
 Smith, Brian 1978-1979
 Smith, Clark 1973
 Smith, Clayton 1977
 Smith, David 2004-2005
 Smith, Joel 1964
 Smith, Josh 2007-2009
 Smith, Pete 1960-1961
 Smith, Randy 1972
 Snyder, Mark 1984-1985
 Spada, Tom 1991
 Spiegel, Brian 1994
 Spitznagle, Rob 1965-1967



Tom Spada

LETTERMEN



Chad Switzer

Spresser, Alex 2005-2006
 Stacy, Dave 1967-1969
 Stimet, Bob 1975
 Storch, Tim 1973-1974
 Strand, Todd 2001-2002
 Stratton, Kyle 2013-2015
 Strome, Mike 1986
 Stutz, Jonah 1989-1990
 Swaney, Rick 1961
 Swenson, David 2002-2003
 Switzer, Chad 1981-1983
 Szczurek, Jon 2007

T

Teitel, Nate 2004
 Tekelly, Ben 1992
 Thomas, Drew 2018
 Totten, Tracy 1979-1980
 Trager, Ryan 1998
 Travis, Rudy 1960
 Trevino, Juan 1995-1997
 Tuohy, John 1984
 Turner, Chase 2011-2013
 Turner, Eli 2019
 Turner, Dean 1974
 Turner, Steve 1973-1974
 Tylanda, Chris 2004

U

Ugorowski, Chris 1984-1986
 Uzelac, Alex 1997

V


Van Camp, Jason 1988-1990
 Van Faussien, Henry 2019
 Van House, Dick 1960-1961
 Vartanian, Steve 1966
 Vibbert, Bill 1971-1972
 Vibbert, Rob 1963-1964
 Vogt, Chris 1979
 VonBehren, Bill 1978
 Vordermark, Casey 2013-2014
 Vordermark, Mike 1979-1980

W

Wainer, Michael 2018-2019
 Wallace, Gary 1965-1967
 Walter, Eric 2003-2004
 Ward, Don 1968-1969
 Ward, Paul 1971-1973
 Warren, Zavier 2014-2017
 Way, Chris 1998-2000
 Webberly, Chris 2010-2011
 Weinberg, Sam 1966
 Weisberg, Aaron 1968
 Weiss, Max 2013-2014
 Weisman, Ethan 2006
 Went, Ray 1969-1970
 Whalen, Max 2016-2017
 White, Brian 1992-1993
 White, Jim 1963
 Whitney, Jim 1961-1963
 Wilkinson, Chuck 1976
 Williams, Ryan 2010-2012
 Wilson, Sam 2000-2002
 Wilson, Tim 1990-1991
 Woodman, Geoff 1995-1997
 Wolf, Dave 1983
 Wolf, Ryan 1992
 Wolfman, Mark 2000-2001
 Wolfson, Cooper 2004
 Wright, Bob 1962
 Wright, Erik 2001-2002

Y


Yennie, Frank 1994-1995
 Young, Dominic 2006
 Yunker, Josh 2016



Mike Vordermark

Z

Zacharias, Noah 2016-2017
 Zako, Jackson 2019
 Zeidman, Max 2016-2017
 Zelinski, Walt 1970
 Zeman, Dave 1977
 Ziegel, Zeke 1964-1965
 Zolewski, Dave 1973
 Zoller, Dan 1995-1996



Don Ward



YEAR-BY-YEAR TEAM RECORDS

Independent Era (1960-1961)

Year	Head Coach	Won	Lost	Tied	Win %	Year	Head Coach	Won	Lost	Tied	Win %
1960	Robert Mirer	1	5	0	.167	1961	Robert Mirer	0	13	0	.000

Tri-River League Era (1962-1963)

Year	Head Coach	Won	Lost	Tied	Win %	Year	Head Coach	Won	Lost	Tied	Win %
1962	Robert Mirer	4	7	0	.364	1963	Robert Mirer	3	9	0	.250

Northwest Suburban League Era (1964-1972)

Year	Head Coach	Won	Lost	Tied	Win %	Year	Head Coach	Won	Lost	Tied	Win %
1964	Dave Gottschalk	5	7	0	.417	1969	Dave Gottschalk	11	8	0	.579
1965	Dave Gottschalk	3	11	0	.214	1970	Dave Gottschalk	10	7	1	.588
1966	Dave Gottschalk	8	6	0	.571	1971	Dave Gottschalk	5	11	0	.313
1967	Dave Gottschalk	7	7	0	.500	1972	Dave Gottschalk	11	8	0	.579
1968	Dave Gottschalk	8	7	0	.533						

Metro Suburban Activities Association Era (1973-1994)

Year	Head Coach	Won	Lost	Tied	Win %	Year	Head Coach	Won	Lost	Tied	Win %
1973	Dave Gottschalk	15	8	0	.652	1984	Jim Crosby	15	14	0	.517
1974	Dave Gottschalk	13	8	0	.619	1985	Jim Crosby	11	17	0	.393
1975	Jim Crosby	12	10	0	.545	1986	Jim Crosby	12	17	0	.414
1976	Jim Crosby	21	6	0	.778	1987	Jim Crosby	10	19	0	.345
1977	Jim Crosby	18	9	0	.667	1988	Jim Crosby	11	18	0	.379
1978	Jim Crosby	10	17	0	.370	1989	Jim Crosby	19	14	0	.576
1979	Jim Crosby	7	13	0	.350	1990	Jim Crosby	10	15	0	.400
1980	Jim Crosby	5	20	0	.200	1991	Jim Crosby	13	12	0	.520
1981	Jim Crosby	13	11	0	.542	1992	Jim Crosby	13	15	0	.464
1982	Jim Crosby	23	4	0	.852	1993	Jim Crosby	19	11	0	.633
1983	Jim Crosby	16	11	0	.593	1994	Jim Crosby	19	11	0	.633

League Opponents (Through the Years)

Years	League	School Members
1962-1963	Tri-River	Cherry Hill, Haston, North Farmington, Riverside, Southgate
1964	NWSL	Livonia Franklin, North Farmington, Oak Park, Redford Thurston
1965-1972	NWSL	Livonia Franklin, North Farmington, Oak Park, Redford Thurston, Westland John Glenn
1973-1976	MSAA	Bloomfield Lahser, Rochester Adams, Royal Oak Dondero, Southfield Lathrup, Utica Eisenhower
1977	MSAA	Bloomfield Lahser, Rochester Adams, Royal Oak Dondero, Southfield Lathrup
1978-1983	MSAA	Bloomfield Lahser, Rochester Adams, Royal Oak Dondero, Southfield Lathrup, Troy Athens
1984-1994	MSAA	Bloomfield Lahser, Rochester, Rochester Adams, Royal Oak Dondero, Southfield Lathrup, Troy Athens, West Bloomfield

YEAR-BY-YEAR TEAM RECORDS

Oakland Activities Association Era (1995-2019)

Year	Head Coach	Division	Won	Lost	Tied	Win %	Year	Head Coach	Division	Won	Lost	Tied	Win %
1995	Jim Crosby	III	18	12	1	.600	2008	Jim Crosby	II	23	9	1	.719
1996	Jim Crosby	III	22	5	0	.815	2009	Jim Crosby	Blue/West	20	11	0	.645
1997	Jim Crosby	II	20	9	0	.690	2010	Jim Crosby	Blue/West	20	10	0	.667
1998	Jim Crosby	II	22	9	0	.710	2011	Jim Crosby	Blue/West	24	7	0	.774
1999	Jim Crosby	II	22	8	1	.733	2012	Jim Crosby	White	20	15	0	.571
2000	Jim Crosby	II	21	13	0	.618	2013	Jim Crosby	White	13	19	0	.406
2001	Jim Crosby	II	20	9	0	.690	2014	Jim Crosby	White	11	20	1	.355
2002	Jim Crosby	II	17	10	1	.630	2015	Jim Crosby	White	18	18	0	.500
2003	Jim Crosby	II	21	9	0	.700	2016	Shawn Morrison	White	31	10	0	.756
2004	Jim Crosby	II	18	15	0	.545	2017	Shawn Morrison	White	32	7	0	.821
2005	Jim Crosby	II	26	11	0	.703	2018	Shawn Morrison	White	26	10	0	.722
2006	Jim Crosby	II	20	13	1	.606	2019	Shawn Morrison	White	17	18	0	.486
2007	Jim Crosby	II	22	12	0	.647							

OAA Division Opponents (Through the Years)

Years	Division	School Members
1995-1996	III	Bloomfield Lahser, Ferndale, Hazel Park, Pontiac Northern, Southfield Lathrup
1997-1998	II	Berkley, Seaholm, Waterford Kettering, Waterford Mott, West Bloomfield
1999-2000	II	Royal Oak Dondero, Royal Oak Kimball, Seaholm, Troy Athens, Waterford Kettering, Waterford Mott
2001-2002	II	Berkley, Ortonville Brandon, Royal Oak Kimball, Seaholm, Waterford Kettering, Waterford Mott
2003-2004	II	Berkley, Farmington, North Farmington, Seaholm, Troy Athens, Waterford Mott
2005-2006	II	Farmington Harrison, North Farmington, Rochester Adams, Seaholm, Troy Athens, Waterford Mott
2007	II	Bloomfield Lahser, North Farmington, Rochester, Rochester Adams, Troy Athens, Waterford Mott
2008	II	Bloomfield Lahser, North Farmington, Rochester, Rochester Stoney Creek, Troy Athens, Waterford Mott
2009	Blue/West	Berkley, Bloomfield Andover, Bloomfield Lahser, Farmington, Farmington Harrison, North Farmington, Royal Oak, Seaholm, West Bloomfield
2010-2011	Blue/West	Bloomfield Andover, Bloomfield Lahser, Farmington, Farmington Harrison, North Farmington, Royal Oak, Seaholm, West Bloomfield
2012-2017	White	Farmington, Farmington Harrison, North Farmington, Seaholm, West Bloomfield
2018-2019	White	Farmington, North Farmington, Seaholm, West Bloomfield
2020	White	Farmington, North Farmington, Oak Park, Seaholm, Southfield A&T, West Bloomfield

2020 OAA White Members



PARENT'S AWARD

The Parent's Award was founded in 1962 by a group of interested parents in conjunction with the P.T.S.A. It is their desire that this award serve as an annual testimonial for the benefits, both physically and mentally, that the athletic program has contributed to ALL athletes at Groves.

The parents desire the trophy to provide a special incentive for all athletes out for varsity sports, to not only excel in sports, but in scholastic standing,

sportsmanship, leadership, and worthiness to team and school.

Each person on the team gets to vote for a graduating senior that is in good scholastic standing. Some of the qualifications are leadership and athletic ability. Points are given for the number of years they have participated in that sport along with the points given for every year that the student lettered. Value to the team takes into consideration attitude, attendance, teamwork, character and integrity.

It is to be awarded to a senior in good standing with a scholastic standing of 2.0 minimum overall average. The student must have attended Groves his junior and senior years.


Each year one award is made to a graduating senior from each varsity sport, taking all of the above information into consideration. The award consists of inscribing the winner's name on the permanent trophy located on the wall in the athletic corridor, along with the presentation of an individual award to the student selected.

HISTORICAL WINNERS

Year	Name
1963	Jim Whitney
1964	Rob Vibbert
'65 - '67	Unknown
1968	Rich Shugg
'69 & '70	Unknown
1971	Mike McLean
1972	Bob Heist
1973	Scott Friesner
1974	Steve Turner
1975	Todd Friesner
1976	George Fousianes
1977	Randy Moon
1978	Tim Bass
1979	Jeff Brayton
1980	Bob Rizk
1981	Tom Ricelli
1982	David Kuntzman
1983	Mike Eberhart
1984	Mike Cloutier
1985	Jim Robinson
1986	Chris Ugorowski
1987	Chris Abbott
1988	Greg Kime
1989	Steve Sechrist
1990	Brian Gracely
1991	Jason Ouellete
1992	Jason Katz
1993	Kevin Gracely
1994	Pat Maxwell
1995	Dan Hafner
1996	Jeff Dillingham
1997	Mark Khachaturian
1998	Brian Schaffer
1999	Tim McMahon
2000	Rob Hinman
2001	David Hoffman
2002	Mike Babcock
2003	Andy MacKellar
2004	David Schaffer
2005	Eric McComas
2006	Sean Seid
2007	Colin Kaline
2008	Alex Moss
2009	James Sackett
2010	Jake Moss
2011	Michael Mestdagh
2012	Jake Balicki
2013	Evan Ketai
2014	Spenser Robnett
2015	Kyle Stratton
2016	Andre Mailing
2017	Zavier Warren
2018	George Cutler
2019	Harrison Cole




Scott Friesner, '73 Winner



Rocky Ricelli, '81 Winner



Greg Kime, '88 Winner



Andy MacKellar, '03 Winner

21ST CENTURY GAME-BY-GAME RESULTS

2000 (21-13 overall, 7-5 OAA II)

District Champion
Head Coach - Jim Crosby (26th season)

Date	Site	W-L	Score	Opponent
1-Apr	H	L	12-13	Bloomfield Lahser
1-Apr	H	W	5-0	Bloomfield Lahser
3-Apr	A	L	0-6	Rochester
5-Apr	H	L	2-3	Troy
10-Apr	A	L	2-3	* Seaholm
12-Apr	H	L	0-12	* Royal Oak Kimball
14-Apr	A	W	7-3	* Royal Oak Dondero
15-Apr	H	W	3-2	Berkley
15-Apr	H	L	5-7	Berkley
17-Apr	H	L	2-24	* Troy Athens
18-Apr	H	W	8-7	St. Martin de Porres
19-Apr	A	W	11-1	* Waterford Mott
29-Apr	H	W	15-0	Cass Tech
29-Apr	H	W	17-1	Cass Tech
4-May	H	W	7-3	* Waterford Kettering
6-May	N	W	4-3	Macomb Dakota
6-May	A	L	2-4	Grosse Pointe South
6-May	N	W	10-1	Sterling Heights
8-May	H	L	8-9	* Seaholm
12-May	H	L	5-8	* Royal Oak Dondero
13-May	H	L	1-2	Southfield Lathrup
13-May	H	W	14-4	Cass Tech
15-May	A	W	14-4	* Troy Athens
18-May	H	W	10-2	* Waterford Mott
22-May	A	W	8-6	* Waterford Kettering
23-May	A	W	3-0	* Royal Oak Kimball
24-May	H	W	9-6	Hazel Park
27-May	A	W	11-10	Cranbrook
27-May	A	L	6-7	Cranbrook
31-May	H	W	13-2	# Southfield
3-Jun	H	W	9-8	# Detroit Henry Ford
3-Jun	H	W	6-4	# Redford Union
10-Jun	N	W	3-2	\$ Detroit U of D
10-Jun	A	L	3-10	\$ Royal Oak Kimball

* = OAA II League Game # = District Game \$ = Regional Game

2001 (20-9 overall, 10-2 OAA II)

OAA II League Champion
Head Coach - Jim Crosby (27th season)

Date	Site	W-L	Score	Opponent
2-Apr	H	L	0-12	Clarkston
4-Apr	A	L	9-10	Troy Athens
9-Apr	A	L	3-13	Rochester
11-Apr	A	W	16-4	* Waterford Kettering
23-Apr	H	W	10-1	Detroit Southwestern
25-Apr	H	W	15-0	* Waterford Mott
27-Apr	A	W	2-0	* Berkley
28-Apr	H	W	13-9	Cass Tech
28-Apr	H	W	10-9	Cass Tech
30-Apr	H	W	9-7	* Ortonville Brandon
2-May	A	W	4-3	* Royal Oak Kimball
4-May	H	W	8-7	* Seaholm
5-May	N	L	9-11	Sterling Heights
5-May	N	W	6-5	Macomb Dakota
5-May	A	L	3-16	Grosse Pointe South
7-May	H	L	6-18	Rochester
9-May	H	W	19-14	* Waterford Kettering
11-May	A	W	12-2	* Waterford Mott
12-May	A	W	15-2	Hazel Park
12-May	A	W	6-4	Hazel Park
14-May	H	W	4-3	* Berkley
16-May	A	W	8-5	* Ortonville Brandon
19-May	H	W	12-5	Southfield Lathrup
19-May	H	W	9-2	St. Martin de Porres
22-May	H	W	16-1	Cranbrook
23-May	A	L	3-4	* Seaholm
30-May	H	L	5-9	* Royal Oak Kimball
31-May	H	W	10-4	Clawson
5-Jun	H	L	6-8	# West Bloomfield

* = OAA II League Game # = District Game

2002 (17-10-1 overall, 7-5 OAA II)

Head Coach - Jim Crosby (28th season)

Date	Site	W-L	Score	Opponent
27-Mar	H	T	8-8	Bloomfield Lahser
10-Apr	A	W	3-0	Rochester Adams
12-Apr	H	W	4-0	Troy Athens
13-Apr	A	L	8-9	Bay City John Glenn
13-Apr	N	W	6-5	Caro
15-Apr	A	W	5-0	Clarkston
17-Apr	H	L	6-8	* Seaholm
19-Apr	A	L	5-6	* Royal Oak Kimball
20-Apr	A	W	8-2	Bloomfield Andover
22-Apr	H	W	7-5	* Ortonville Brandon
24-Apr	A	W	10-0	* Berkley
25-Apr	H	W	9-8	St. Martin de Porres
26-Apr	H	L	8-9	* Waterford Mott
27-Apr	H	W	10-1	Detroit ML King
27-Apr	H	W	18-3	Detroit ML King
29-Apr	H	W	9-7	* Waterford Kettering
1-May	H	L	6-16	Rochester
3-May	A	L	2-9	* Seaholm
7-May	H	L	1-6	* Royal Oak Kimball
10-May	A	W	9-1	* Ortonville Brandon
13-May	H	W	6-2	* Berkley
15-May	A	W	3-2	* Waterford Mott
18-May	H	W	14-4	Southfield Lathrup
18-May	H	L	3-4	St. Martin de Porres
20-May	A	L	1-4	Rochester
22-May	H	W	10-9	* Waterford Kettering
25-May	N	W	6-5	North Farmington
1-Jun	H	L	0-5	# Brother Rice

* = OAA II League Game # = District Game

2003 (21-9 overall, 8-4 OAA II)

OAA II League Champion
Head Coach - Jim Crosby (29th season)

Date	Site	W-L	Score	Opponent
1-Apr	A	W	7-2	Bloomfield Andover
2-Apr	H	L	4-6	Clarkston
11-Apr	H	L	1-3	* North Farmington
12-Apr	N	W	8-3	Bridgeport
12-Apr	A	L	6-7	Bay City John Glenn
14-Apr	H	W	8-2	Detroit ML King
15-Apr	H	W	11-6	* Berkley
16-Apr	H	W	10-1	* Waterford Mott
26-Apr	H	W	19-9	Cass Tech
28-Apr	H	W	20-10	* Seaholm
30-Apr	A	W	4-2	* Troy Athens
2-May	A	L	3-4	* Farmington
3-May	H	W	12-2	Detroit Henry Ford
3-May	H	W	11-1	Detroit Henry Ford
7-May	A	L	1-4	* North Farmington
8-May	A	W	14-1	Detroit Henry Ford
9-May	A	L	3-5	* Berkley
10-May	A	W	6-3	Jackson Lumen Christi
10-May	N	L	7-9	Quincy
13-May	H	W	2-1	Rochester
14-May	A	W	10-0	* Waterford Mott
16-May	A	W	5-2	* Seaholm
17-May	H	L	7-12	St. Martin de Porres
17-May	H	W	13-1	Southfield Lathrup
19-May	H	W	10-1	* Troy Athens
20-May	A	W	11-2	Ortonville Brandon
21-May	H	W	5-1	* Farmington
24-May	H	W	22-0	Cass Tech
24-May	H	W	11-5	Cass Tech
27-May	H	L	2-6	# West Bloomfield

* = OAA II League Game # = District Game

2004 (18-15 overall, 6-6 OAA II)

Head Coach - Jim Crosby (30th season)

Date	Site	W-L	Score	Opponent
1-Apr	A	L	3-10	Bloomfield Andover
3-Apr	N	W	12-2	Bridgeport

3-Apr	A	W	5-2	Bay City John Glenn
8-Apr	A	L	4-6	Clarkston
17-Apr	H	W	20-0	Cass Tech
17-Apr	H	W	10-4	Cass Tech
20-Apr	H	W	10-8	Bloomfield Lahser
21-Apr	H	L	2-11	Lake Orion
23-Apr	A	W	14-6	Rochester Adams
24-Apr	H	L	11-13	Livonia Franklin
24-Apr	H	L	4-7	Livonia Franklin
26-Apr	A	W	10-4	* Berkley
28-Apr	A	L	7-8	* North Farmington
29-Apr	H	W	5-4	Farmington Harrison
3-May	A	W	7-4	* Waterford Mott
4-May	A	L	4-14	Ortonville Brandon
5-May	A	L	3-4	* Seaholm
6-May	H	W	7-4	* Troy Athens
10-May	H	L	2-7	* Farmington
12-May	H	W	12-1	* Berkley
15-May	H	W	12-7	St. Martin de Porres
15-May	H	L	0-1	Bloomfield Andover
18-May	A	L	2-13	Rochester
19-May	H	W	14-1	* Waterford Mott
20-May	H	L	1-11	* North Farmington
22-May	H	W	15-6	Detroit Southwestern
22-May	H	W	14-4	Detroit Southwestern
24-May	A	L	2-16	* Troy Athens
25-May	A	L	5-6	* Farmington
28-May	H	W	6-3	* Seaholm
2-Jun	H	W	16-6	Detroit ML King
5-Jun	H	W	11-6	# Southfield Lathrup
5-Jun	H	L	5-7	# Brother Rice

* = OAA II League Game # = District Game

2005 (26-11 overall, 9-3 OAA II)

District Champion
Head Coach - Jim Crosby (31st season)

Date	Site	W-L	Score	Opponent
30-Mar	A	L	5-9	Cincinnati Hills Christian Acad.
31-Mar	A	W	7-2	Mason, Ohio
1-Apr	A	L	2-14	Wyoming, Ohio
4-Apr	H	L	3-16	Lake Orion
6-Apr	A	W	9-2	Troy
8-Apr	H	L	2-9	West Bloomfield
11-Apr	H	W	10-4	* Rochester Adams
13-Apr	A	L	0-3	* Troy Athens
15-Apr	A	W	10-5	* Waterford Mott
18-Apr	H	W	19-9	Royal Oak Shrine
20-Apr	A	W	12-6	* Farmington Harrison
22-Apr	H	W	10-0	* Seaholm
28-Apr	H	W	4-3	* North Farmington
30-Apr	N	L	0-7	Allen Park
30-Apr	N	W	6-3	Clinton
2-May	H	W	6-2	* Troy Athens
4-May	H	W	4-2	* Waterford Mott
6-May	A	W	6-4	Berkley
6-May	A	W	5-4	Berkley
10-May	H	W	15-2	Ortonville Brandon
11-May	H	L	4-5	* Farmington Harrison
12-May	H	W	17-3	Southfield
16-May	A	W	5-1	* Seaholm
18-May	A	W	5-1	* North Farmington
21-May	H	W	11-1	Cass Tech
21-May	H	W	6-1	Cass Tech
24-May	A	L	5-6	* Rochester Adams
25-May	H	W	16-4	Cranbrook
26-May	H	L	3-5	Rochester
26-May	H	W	7-3	Rochester
28-May	N	W	9-6	Gaylord
28-May	A	L	4-9	Bay City John Glenn
31-May	H	W	7-0	# Southfield Lathrup
4-Jun	H	W	7-6	# Brother Rice
4-Jun	H	W	8-1	# West Bloomfield
11-Jun	H	W	12-2	\$ Clarkston

11-Jun H L 3-13 \$ Walled Lake Western
* = OAA II League Game # = District Game \$ = Regional Game

2006 (20-13-1 overall, 9-2-1 OAA)

OAA II League Champion
Head Coach - Jim Crosby (32nd season)

Date	Site	W-L	Score	Opponent
4-Apr	H	L	3-4	Troy
8-Apr	H	L	3-6	Livonia Franklin
8-Apr	H	L	3-13	Livonia Franklin
10-Apr	A	W	8-4	* Rochester Adams
11-Apr	A	L	6-8	Rochester
22-Apr	H	W	17-2	Cass Tech
22-Apr	H	W	17-2	Cass Tech
24-Apr	H	L	13-14	* Waterford Mott
27-Apr	A	L	8-9	Country Day
28-Apr	H	W	10-9	* Farmington Harrison
1-May	A	W	10-1	* Seaholm
3-May	A	W	11-8	* North Farmington
4-May	H	W	15-9	Southfield
5-May	H	W	7-6	* Rochester Adams
8-May	A	L	8-18	* Troy Athens
9-May	A	W	16-10	Ortonville Brandon
10-May	A	W	7-5	* Waterford Mott
11-May	H	W	12-2	Berkley
13-May	H	W	13-4	Southfield Lathrup
13-May	H	W	18-4	Detroit ML King
13-May	H	L	5-13	Bloomfield Andover
17-May	H	W	9-2	* Farmington Harrison
19-May	H	W	4-0	* Troy Athens
20-May	N	L	2-5	Oxford
20-May	A	L	7-11	Clarkston
22-May	H	T	9-9	* Seaholm
23-May	H	W	4-3	* North Farmington
26-May	A	W	18-6	Clawson
26-May	A	W	14-4	Clawson
27-May	N	L	5-7	Gaylord
27-May	A	L	3-5	Bay City John Glenn
30-May	N	W	5-4	# West Bloomfield
3-Jun	A	W	15-5	# Southfield Lathrup
3-Jun	N	L	1-2	# Brother Rice

* = OAA II League Game # = District Game

2007 (22-12 overall, 6-6 OAA II)

Head Coach - Jim Crosby (33rd season)

Date	Site	W-L	Score	Opponent
30-Mar	H	W	2-0	Lake Orion
2-Apr	H	L	3-10	Royal Oak
12-Apr	A	L	1-9	Anderson, Ohio
12-Apr	A	L	2-12	Anderson, Ohio
16-Apr	H	L	2-11	* North Farmington
18-Apr	A	L	3-8	* Rochester Adams
19-Apr	H	W	15-0	Detroit Renaissance
21-Apr	N	W	8-6	Cranbrook
21-Apr	N	W	12-2	Waterford Kettering
21-Apr	A	W	8-6	Clarkston
23-Apr	H	L	0-5	* Waterford Mott
27-Apr	A	W	13-10	* Bloomfield Lahser
28-Apr	H	W	10-8	Berkley
28-Apr	H	W	6-2	Berkley
30-Apr	H	W	7-3	Rochester
1-May	H	W	11-0	Ortonville Brandon
1-May	H	W	10-8	Ortonville Brandon
4-May	A	W	5-3	* Rochester
5-May	A	L	2-3	Seaholm
5-May	A	W	5-4	Seaholm
7-May	H	L	0-11	* Rochester Adams
10-May	H	W	2-1	Clawson
12-May	H	W	12-4	Southfield Lathrup
12-May	H	W	7-0	Bloomfield Andover
14-May	H	W	7-5	* Bloomfield Lahser
15-May	A	W	6-5	Clarkston
16-May	A	W	4-1	* Troy Athens
17-May	A	L	4-5	Rochester

21ST CENTURY GAME-BY-GAME RESULTS

21-May	H	L	4-7	Farmington
22-May	H	L	1-4	* Troy Athens
25-May	A	W	5-4	* Waterford Mott
26-May	N	W	5-0	Gaylord
26-May	A	W	9-0	Bay City John Glenn
29-May	N	L	1-4	# West Bloomfield

* = OAA II League Game # = District Game

2008 (23-9-1 overall, 8-4 OAA II)

Head Coach - Jim Crosby (34th season)

Date	Site	W-L	Score	Opponent
9-Apr	A	L	2-13	* North Farmington
12-Apr	H	W	15-1	Clawson
12-Apr	H	W	14-4	Clawson
14-Apr	A	L	5-8	* Rochester Stoney Creek
16-Apr	H	W	11-1	* Waterford Mott
17-Apr	H	W	16-1	Southfield
19-Apr	H	W	14-5	Berkley
19-Apr	H	W	4-3	Berkley
21-Apr	A	L	12-13	* Troy Athens
23-Apr	H	W	5-4	* Bloomfield Lahser
24-Apr	A	L	0-8	Lake Orion
25-Apr	H	L	7-12	Clarkston
26-Apr	H	W	17-1	Detroit ML King
26-Apr	H	W	12-11	Bloomfield Andover
28-Apr	A	W	16-2	* Rochester
30-Apr	A	W	5-0	Ortonville Brandon
30-Apr	A	T	7-7	Ortonville Brandon
1-May	H	W	12-2	Detroit Southeastern
5-May	H	W	7-0	* Rochester Stoney Creek
6-May	A	L	0-10	Royal Oak
8-May	H	L	2-3	Country Day
10-May	H	W	8-4	Seaholm
10-May	H	W	12-2	Seaholm
13-May	A	W	16-5	* Waterford Mott
15-May	H	W	9-7	* Troy Athens
19-May	H	W	7-0	* Rochester
20-May	H	L	5-7	* North Farmington
21-May	H	W	10-2	Farmington
24-May	A	W	18-8	Bay City John Glenn
24-May	A	W	13-1	Bay City John Glenn
27-May	A	W	7-2	* West Bloomfield
28-May	A	W	8-0	* Bloomfield Lahser
31-May	N	L	0-10	# Brother Rice

* = OAA II League Game # = District Game

2009 (20-11 overall, 9-4 OAA Blue)

Head Coach - Jim Crosby (35th season)

Date	Site	W-L	Score	Opponent
31-Mar	H	W	10-4	* Farmington Harrison
2-Apr	H	W	3-2	* Royal Oak
16-Apr	A	W	7-4	* Berkley
18-Apr	N	W	10-0	Waterford Mott
18-Apr	N	L	2-8	Farmington
22-Apr	H	W	6-2	Country Day
23-Apr	H	L	5-7	* Seaholm
24-Apr	H	L	5-7	Rochester
25-Apr	H	W	15-4	Cass Tech
27-Apr	A	W	14-11	* North Farmington
29-Apr	A	L	5-6	* Bloomfield Andover
1-May	H	W	7-1	* West Bloomfield
2-May	N	L	8-9	Milan
2-May	A	W	6-5	South Lyon
2-May	N	L	2-6	Swartz Creek
5-May	H	W	11-3	* Berkley
6-May	A	L	1-5	* Seaholm
8-May	A	L	1-8	* Royal Oak
9-May	H	W	10-4	Detroit ML King
11-May	A	W	4-0	* Farmington
12-May	H	W	16-0	Southfield
14-May	H	W	9-1	Waterford Mott
18-May	H	W	8-0	* Bloomfield Lahser
18-May	H	W	12-8	* Bloomfield Lahser
19-May	N	W	22-0	Troy Athens

20-May	A	W	12-6	Rochester
21-May	A	W	6-4	Walled Lake Northern
23-May	N	L	5-6	Plymouth Canton
23-May	A	L	0-8	Bay City John Glenn
27-May	A	W	4-1	Bloomfield Andover
29-May	N	L	1-6	# Brother Rice

* = OAA Blue/West League Game # = District Game

2010 (20-10 overall, 12-4 OAA Blue)

Head Coach - Jim Crosby (36th season)

Date	Site	W-L	Score	Opponent
31-Mar	H	W	14-4	Waterford Kettering
12-Apr	H	W	3-1	* West Bloomfield
15-Apr	H	W	6-1	Cranbrook
16-Apr	H	W	8-7	* Bloomfield Andover
19-Apr	A	W	2-1	* Farmington
21-Apr	H	W	10-6	* Seaholm
23-Apr	H	W	16-6	* Farmington Harrison
24-Apr	A	W	7-5	Walled Lake Northern
24-Apr	A	W	5-4	Lakeland
28-Apr	A	W	6-1	* Bloomfield Lahser
29-Apr	H	W	8-1	Royal Oak Shrine
30-Apr	A	L	7-12	* West Bloomfield
3-May	H	L	1-3	* North Farmington
4-May	A	L	3-4	Rochester
8-May	H	L	3-4	Southfield Lathrup
8-May	H	W	8-4	Detroit ML King
10-May	H	W	4-2	* Farmington
12-May	A	L	2-4	* Seaholm
14-May	A	W	17-9	* Farmington Harrison
15-May	A	L	2-3	Berkley
15-May	A	L	5-10	Berkley
17-May	H	W	13-3	* Royal Oak
18-May	H	L	7-13	Country Day
19-May	H	W	12-4	* Bloomfield Lahser
24-May	A	W	9-1	* North Farmington
26-May	A	L	7-8	* Royal Oak
28-May	A	W	10-7	* Bloomfield Andover
29-May	N	W	6-4	Plymouth Canton
29-May	A	W	4-0	Bay City John Glenn
1-Jun	N	L	1-9	# Brother Rice

* = OAA Blue/West League Game # = District Game

2011 (24-7 overall, 13-3 OAA Blue)

OAA Blue/West League Champion
Head Coach - Jim Crosby (37th season)

Date	Site	W-L	Score	Opponent
12-Apr	H	W	9-2	Troy
13-Apr	H	L	1-6	* Bloomfield Andover
15-Apr	A	W	15-9	* Farmington
20-Apr	H	L	0-4	* Seaholm
23-Apr	N	W	10-1	Waterford Our Lady of Lakes
23-Apr	N	L	4-6	Royal Oak
29-Apr	A	L	4-6	* Bloomfield Lahser
30-Apr	H	W	15-0	Lakeland
30-Apr	H	L	9-18	Lakeland
2-May	A	W	4-2	* West Bloomfield
3-May	H	W	10-0	* Farmington Harrison
4-May	H	W	4-1	* North Farmington
6-May	A	W	4-1	Berkley
7-May	H	W	15-5	Southfield
7-May	H	W	2-1	Novi
9-May	A	W	9-1	* Bloomfield Andover
11-May	H	W	7-3	* Farmington
12-May	A	W	7-3	* Seaholm
16-May	A	W	6-0	* Farmington Harrison
18-May	H	W	3-1	* Royal Oak
20-May	H	W	12-0	* Bloomfield Lahser
21-May	H	W	15-0	Walled Lake Northern
21-May	H	W	16-1	Walled Lake Northern
24-May	A	W	12-4	* Royal Oak
24-May	H	W	13-6	Cranbrook
27-May	H	W	6-5	* West Bloomfield
28-May	A	L	0-4	Bay City John Glenn

28-May	N	W	5-3	Plymouth Canton
1-Jun	A	W	14-12	* North Farmington
4-Jun	H	W	10-6	# Southfield Lathrup
4-Jun	H	L	1-3	# Brother Rice

* = OAA Blue/West League Game # = District Game

2012 (20-15 overall, 11-4 OAA White)

OAA White League Champion
Head Coach - Jim Crosby (38th season)

Date	Site	W-L	Score	Opponent
28-Mar	H	L	2-11	Walled Lake Northern
10-Apr	A	L	7-8	* Seaholm
12-Apr	A	W	14-1	Detroit ML King
13-Apr	H	W	8-5	* Farmington
14-Apr	H	L	11-14	Bloomfield Lahser
14-Apr	H	L	8-19	Bloomfield Lahser
16-Apr	H	W	5-4	* Farmington Harrison
20-Apr	H	W	5-4	* North Farmington
21-Apr	H	W	7-0	Royal Oak
21-Apr	H	W	12-11	Royal Oak
23-Apr	A	W	5-4	* West Bloomfield
24-Apr	A	W	11-6	Southfield
26-Apr	H	W	5-2	* Seaholm
26-Apr	H	W	6-5	* Seaholm
28-Apr	H	L	6-18	Country Day
28-Apr	H	L	8-19	Country Day
1-May	A	L	3-5	Bloomfield Andover
2-May	H	W	4-1	Farmington
2-May	H	L	8-10	Farmington
5-May	N	L	3-13	Holly
5-May	N	W	16-15	Waterford Our Lady of Lakes
9-May	A	W	6-2	* Farmington Harrison
9-May	A	W	14-1	* Farmington Harrison
12-May	H	W	7-1	Southfield Lathrup
12-May	H	W	9-1	Cass Tech
14-May	A	L	5-10	Cranbrook
16-May	A	L	3-9	* North Farmington
17-May	A	L	6-7	* North Farmington
22-May	H	L	3-10	Berkley
23-May	H	W	8-4	* West Bloomfield
23-May	H	W	7-1	* West Bloomfield
26-May	N	W	6-1	Imlay City
26-May	A	L	6-10	Bay City John Glenn
2-Jun	A	W	7-3	# Southfield Lathrup
2-Jun	N	L	2-9	# Brother Rice

* = OAA White League Game # = District Game

2013 (13-19 overall, 2-13 OAA White)

Head Coach - Jim Crosby (39th season)

Date	Site	W-L	Score	Opponent
1-Apr	N	L	0-18	Bishop Foley
1-Apr	N	L	0-7	Wyandotte Roosevelt
3-Apr	N	W	18-9	Rochester Stoney Creek
3-Apr	N	W	13-3	Wyandotte Roosevelt
6-Apr	N	L	3-13	Bishop Foley
6-Apr	N	W	11-8	Rochester
9-Apr	A	L	4-5	* Farmington Harrison
15-Apr	A	L	8-15	* Seaholm
22-Apr	A	L	1-4	* North Farmington
25-Apr	H	W	12-11	Troy
29-Apr	A	L	5-9	* Farmington Harrison
30-Apr	H	L	11-14	Bloomfield Andover
1-May	A	L	3-4	* West Bloomfield
1-May	A	L	4-5	* West Bloomfield
4-May	N	W	6-4	Waterford Kettering
4-May	A	L	0-15	Clarkston
6-May	H	W	4-3	* Farmington Harrison
7-May	H	W	11-10	Southfield
8-May	H	L	5-9	* Seaholm
8-May	H	W	17-5	* Seaholm
10-May	H	L	6-8	* Farmington
11-May	H	W	9-5	Detroit ML King
11-May	H	W	16-1	Detroit ML King
13-May	H	W	1-0	Cranbrook

15-May	A	L	7-10	* Farmington
15-May	A	L	0-8	* Farmington
16-May	H	L	4-6	* West Bloomfield
20-May	H	L	2-18	* North Farmington
20-May	H	L	1-11	* North Farmington
25-May	N	W	5-4	Imlay City
25-May	A	W	9-8	Bay City John Glenn
28-May	H	L	1-11	# Brother Rice

* = OAA White League Game # = District Game

2014 (11-20-1 overall, 3-11 OAA White)

Head Coach - Jim Crosby (40th season)

Date	Site	W-L	Score	Opponent
2-Apr	A	L	4-5	* Farmington
9-Apr	A	L	2-8	Rochester
9-Apr	N	T	12-12	Southfield Lathrup
10-Apr	A	L	2-9	Grand Blanc
12-Apr	H	W	9-4	Southfield Lathrup
12-Apr	H	W	11-3	Southfield
14-Apr	A	W	5-2	* Farmington
16-Apr	H	L	0-8	* Farmington Harrison
17-Apr	A	L	1-11	* West Bloomfield
21-Apr	H	L	1-12	* North Farmington
23-Apr	H	L	9-10	* Seaholm
24-Apr	A	L	3-13	Walled Lake Northern
26-Apr	A	W	9-7	Troy
26-Apr	A	L	1-10	Troy
29-Apr	H	W	18-8	Detroit Consortium
30-Apr	A	W	5-4	* Farmington Harrison
1-May	H	L	3-13	Bloomfield Hills
2-May	H	W	4-1	* Farmington Harrison
6-May	H	W	4-1	Southfield
7-May	H	L	1-4	* West Bloomfield
7-May	H	L	2-11	* West Bloomfield
8-May	A	L	0-10	Avondale
9-May	A	L	3-4	* North Farmington
10-May	A	L	5-7	Cranbrook
10-May	H	W	4-2	Novi Franklin Rd Christian
15-May	H	L	2-3	* Seaholm
19-May	A	W	5-3	Cranbrook
20-May	A	L	0-5	* Seaholm
23-May	H	L	1-6	* North Farmington
24-May	N	W	12-5	Imlay City
24-May	A	L	3-5	Bay City John Glenn
31-May	H	L	4-9	# Seaholm

* = OAA White League Game # = District Game

2015 (18-18 overall, 10-5 OAA White)

Head Coach - Jim Crosby (41st season)

Date	Site	W-L	Score	Opponent
30-Mar	H	L	2-12	Walled Lake Northern
1-Apr	H	W	12-11	Southfield Lathrup
10-Apr	A	L	1-11	Grosse Pointe North
10-Apr	A	L	3-6	Grosse Pointe North
14-Apr	H	L	7-12	* Farmington
14-Apr	H	W	7-2	* Farmington
16-Apr	A	W	3-4	* Farmington
17-Apr	H	W	9-2	Troy
17-Apr	H	L	1-9	Troy
20-Apr	A	L	1-4	* West Bloomfield
20-Apr	A	W	6-5	* West Bloomfield
22-Apr	H	L	4-11	* West Bloomfield
23-Apr	A	W	9-3	Ortonville Brandon
23-Apr	A	L	4-5	Ortonville Brandon
25-Apr	H	W	13-3	Royal Oak
25-Apr	H	W	9-1	Royal Oak
27-Apr	A	W	9-1	* Farmington Harrison
27-Apr	A	W	9-2	* Farmington Harrison
29-Apr	H	W	10-0	* Farmington Harrison
1-May	H	L	5-9	Avondale
2-May	H	L	1-2	Allen Park
2-May	H	L	4-5	Livonia Stevenson
4-May	H	W	5-1	* North Farmington
6-May	A	L	3-8	* North Farmington



21ST CENTURY GAME-BY-GAME RESULTS

7-May	H	L	6-11	* North Farmington
9-May	N	L	3-5	Waterford Mott
9-May	A	L	3-10	Clarkston
11-May	H	W	7-3	* Seaholm
11-May	H	W	5-0	* Seaholm
12-May	H	W	4-3	Cranbrook
13-May	A	W	5-0	* Seaholm
14-May	H	L	1-3	Waterford Mott
14-May	H	L	2-4	Waterford Mott
23-May	N	W	15-5	Ann Arbor Skyline
23-May	A	W	4-1	Bay City John Glenn
26-May	N	L	2-3	# Bloomfield Hills

* = OAA White League Game # = District Game

2016 (31-10 overall, 12-3 OAA White)

District Champion

Head Coach - Shawn Morrison (1st season)

Date	Site	W-L	Score	Opponent
30-Mar	H	W	8-2	Berkley
13-Apr	H	L	4-8	Royal Oak Shrine
14-Apr	H	W	4-3	Southfield Lathrup
16-Apr	H	W	10-1	Utica
16-Apr	H	W	11-8	Utica
18-Apr	A	W	6-5	* Farmington
19-Apr	A	L	2-4	* Farmington
20-Apr	H	W	10-6	Ortonville Brandon
22-Apr	H	L	3-4	* Farmington
23-Apr	A	W	4-3	Livonia Franklin
23-Apr	A	W	12-11	Livonia Churchill
23-Apr	A	W	6-0	Livonia Stevenson
25-Apr	H	W	7-0	* Farmington Harrison
26-Apr	H	W	6-4	* Farmington Harrison
27-Apr	A	W	11-1	* Farmington Harrison
29-Apr	A	L	2-3	St. Thomas of Villanova
2-May	H	W	5-4	* West Bloomfield
2-May	H	W	7-1	* West Bloomfield
5-May	H	W	4-3	Detroit ML King
7-May	N	W	11-3	Walled Lake Northern
7-May	A	L	4-5	Clarkston
7-May	N	W	11-3	Waterford Our Lady of Lakes
11-May	A	L	6-7	* North Farmington
11-May	A	W	15-3	* North Farmington
12-May	H	W	8-2	* North Farmington
14-May	H	L	3-4	Royal Oak
14-May	H	W	4-3	Royal Oak
16-May	H	W	13-2	* Seaholm
16-May	H	W	5-1	* Seaholm
18-May	A	W	4-2	* Seaholm
19-May	H	W	9-2	Detroit Renaissance
20-May	A	W	7-2	Ortonville Brandon
21-May	A	W	12-5	Berkley
21-May	A	W	21-6	Berkley
24-May	A	W	6-2	Cranbrook
25-May	A	W	8-7	* West Bloomfield
28-May	A	L	4-5	Bay City John Glenn
28-May	N	L	1-5	Gaylord
4-Jun	A	W	2-0	# Seaholm
4-Jun	N	W	8-6	# Brother Rice
11-Jun	N	L	6-10	§ Rochester Adams

* = OAA White League Game # = District Game § = Regional Game

2017 (32-7 overall, 13-2 OAA White)

OAA White League Champion

Head Coach - Shawn Morrison (2nd season)

Date	Site	W-L	Score	Opponent
29-Mar	H	W	8-0	Berkley
11-Apr	H	W	8-5	Walled Lake Northern
12-Apr	H	W	10-3	Royal Oak
13-Apr	A	W	6-3	Royal Oak
17-Apr	H	W	3-2	* Farmington
19-Apr	H	W	13-3	* Farmington
24-Apr	A	L	0-3	* Farmington Harrison
24-Apr	A	W	3-1	* Farmington Harrison
25-Apr	H	W	7-2	Utica

26-Apr	H	W	15-0	* Farmington Harrison
28-Apr	A	W	15-0	St. Thomas of Villanova
29-Apr	A	L	8-9	Walled Lake Northern
29-Apr	A	W	14-2	Lakeland
30-Apr	N	W	13-1	Berkley
1-May	A	W	17-0	* West Bloomfield
1-May	A	W	11-1	* West Bloomfield
2-May	H	W	9-6	Southfield Arts & Tech
3-May	H	W	10-0	* West Bloomfield
6-May	A	W	11-1	Clarkston
6-May	A	W	4-1	Clarkston
6-May	N	W	3-1	Flint Carman-Ainsworth
8-May	H	W	10-0	* North Farmington
8-May	H	W	6-0	* North Farmington
9-May	A	L	3-4	Southfield Arts & Tech
10-May	A	W	16-9	* North Farmington
13-May	H	W	5-4	Portage Central
13-May	H	W	10-6	Portage Central
15-May	A	W	7-1	* Seaholm
15-May	A	W	7-3	* Seaholm
16-May	H	W	16-1	Orchard Lake St. Mary's
17-May	H	W	9-6	* Seaholm
18-May	H	L	4-6	Troy Athens
22-May	H	L	0-2	Livonia Stevenson
23-May	H	W	10-5	Troy
24-May	A	L	2-4	* Farmington
26-May	H	W	5-0	Cranbrook
27-May	N	W	6-0	Yale
27-May	A	W	6-2	Bay City John Glenn
30-May	A	L	2-5	# Bloomfield Hills

* = OAA White League Game # = District Game

2018 (26-10 overall, 8-4 OAA White)

Head Coach - Shawn Morrison (3rd season)

Date	Site	W-L	Score	Opponent
28-Mar	A	W	4-1	Berkley
9-Apr	H	W	3-2	Bishop Foley
11-Apr	A	W	7-2	Troy
12-Apr	A	W	8-2	Walled Lake Central
18-Apr	A	W	7-5	* Seaholm
19-Apr	H	L	8-11	Royal Oak Shrine
21-Apr	A	W	8-6	Utica
21-Apr	A	W	13-2	Utica
23-Apr	A	L	0-1	* Farmington
23-Apr	A	L	4-7	* Farmington
25-Apr	H	W	6-2	* Farmington
27-Apr	A	W	5-1	St. Thomas of Villanova
28-Apr	H	L	0-7	Northville
28-Apr	H	L	2-14	Northville
30-Apr	A	W	8-1	Avondale
1-May	A	L	2-10	Warren De La Salle
4-May	H	W	3-1	Rochester Stoney Creek
4-May	H	W	6-5	Rochester Stoney Creek
7-May	H	L	1-4	* West Bloomfield
7-May	H	W	5-4	* West Bloomfield
8-May	H	W	5-1	Lamphere
9-May	A	W	7-3	* West Bloomfield
10-May	H	W	2-0	Berkley
14-May	A	L	2-5	* North Farmington
16-May	H	W	11-3	* North Farmington
17-May	A	W	11-1	* North Farmington
22-May	H	W	5-4	Farmington
23-May	H	W	7-2	* Seaholm
23-May	H	W	5-4	* Seaholm
24-May	H	W	6-2	Waterford Mott
26-May	H	L	9-14	Walled Lake Northern
26-May	H	W	7-3	Walled Lake Central
29-May	H	W	6-5	# Bloomfield Hills
31-May	H	W	15-9	Royal Oak
2-Jun	H	W	7-1	# Avondale
2-Jun	H	L	3-7	# Brother Rice

* = OAA White League Game # = District Game

2019 (17-18 overall, 5-7 OAA White)

Head Coach - Shawn Morrison (4th season)					
Date	Site	W-L	Score	Opponent	
28-Mar	H	W	8-7	Detroit Western Intrnl	
9-Apr	H	W	13-3	Royal Oak	
10-Apr	H	L	4-5	Troy	
12-Apr	A	W	14-9	Lamphere	
13-Apr	H	L	3-5	Utica	
13-Apr	H	W	5-4	Utica	
15-Apr	H	L	3-4	* North Farmington	
15-Apr	H	W	9-4	* North Farmington	
16-Apr	H	L	1-3	Country Day	
17-Apr	A	W	6-3	* North Farmington	
22-Apr	A	L	3-4	* Seaholm	
30-Apr	A	L	0-10	* Seaholm	
24-Apr	H	L	0-9	* Seaholm	
27-Apr	N	W	5-4	Plymouth	
27-Apr	A	L	2-5	Walled Lake Central	
30-Apr	H	L	9-12	* Farmington	
2-May	A	W	8-0	* Farmington	
3-May	H	L	0-1	* Farmington	
4-May	N	L	4-5	Jenison	
4-May	A	L	8-9	East Lansing	
6-May	A	L	4-7	South Lyon East	
8-May	H	W	6-4	Avondale	
11-May	H	W	6-3	Waterford Mott	
13-May	A	W	8-1	* West Bloomfield	
13-May	A	L	3-8	* West Bloomfield	
14-May	H	W	10-0	Walled Lake Western	
15-May	H	W	4-2	* West Bloomfield	
16-May	H	L	3-6	Walled Lake Central	
20-May	A	W	3-0	Walled Lake Central	
23-May	H	L	7-8	Troy Athens	
24-May	A	W	11-5	Waterford Mott	
25-May	H	W	8-3	Walled Lake Northern	
28-May	A	L	0-4	Rochester Adams	
29-May	H	W	10-9	Utica Ford	
1-Jun	N	L	6-7	# Seaholm	

* = OAA White League Game # = District Game



CHAMPIONS

G

LEAGUE	DISTRICT
1972 1996 2005	1989
1976 1998 2006	1999
1977 1999 2011	2000
1982 2001 2012	2005
1995 2003 2017	2016

COACHING RECORDS

Shawn Morrison




2016-2019
106-45

Jim Crosby




1975-2015
719-507-6

Dave Gottschalk



1964-1974
97-88

Robert Mirer



1960-1963
8-34

