



by Honeywell

InnovairFlex™ Series DNR/DNRW Duct Smoke Housing

Description

The InnovairFlex™ Series, DNR intelligent, non-relay photoelectric duct smoke detector, and the DNRW watertight, non-relay photoelectric duct smoke detector feature a pivoting housing that fits both square and rectangular footprints. These detectors are capable of mounting to a round or rectangular duct. The DNR/DNRW detectors can be used with the E3 Series® and 7100 Series Systems.

Note: The InnovairFlex™ Series, DNR requires the Velociti® Series, ASD-PL2FR Sensor and AOM-2RF, if relays are required for the fan control.

The DNRW duct smoke detector, with its NEMA 4 rating, is Listed as a watertight enclosure providing protection against falling dirt, rain, and windblown dust, splashing and hose directed water. These features allow operators to use the detector in the most extreme environments.

The units sense smoke in the most challenging conditions, operating in airflow speeds of 100 to 4,000 feet per minute, temperatures of -4°F to 158°F, and a humidity range of 0 to 95 percent (non-condensing).

An improved cover design isolates the sensor head from the low-flow feature for simple maintenance. A cover tamper feature was added to indicate a trouble signal for a removed or improperly installed sensor cover. The InnovairFlex housing provides a 3/4-inch conduit knockout and ample space to facilitate easy wiring and mounting of the relay module.

The InnovairFlex duct smoke detector can be customized to meet local codes and specifications without additional wiring. The new InnovairFlex product line is compatible with all previous Innovair models, including remote test accessories.

WARNING:Duct smoke detectors have specific limitations. **DUCT SMOKE DETECTORS ARE:**

NOT a substitute for an open area smoke detector, NOT a substitute for early warning detection, and NOT a replacement for a building's regular fire detection system. Refer to NFPA 72 and 90A for additional duct smoke detector 2911 application information.

E3 Series® and Velociti® are registered trademarks and InnovairFlex™ is a trademark of Honeywell International, Inc.

UL® is a registered trademark of Underwriters Laboratories Inc.

Intelligent Non-Relay Photoelectric Duct Smoke Housing



InnovairFlex-DNR/DNRW

Features

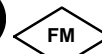
- Photoelectric, integrated low-flow technology
- Air velocity rating from 100 ft/min to 4,000ft/min (0.5m/s to 20.32m/sec)
- Versatile mounting options: square or rectangular configuration
- Broad ranges for operating temperature (-4°F to 158°F) and humidity (0% to 95% non-condensing)
- Patented sampling tube installs from front or back of the detector with no tools required
- New Cover tamper signal
- Increased wiring space with a newly added 3/4-inch conduit knockout
- Available space within housing to accommodate the mounting of the relay module
- Easily accessible code wheels on sensor head (sold separately)
- Clear cover for convenient visual inspection
- UL® 268A Listed
- Remote testing capability
- Requires SLC line power only
- NEMA Type 4 UL Listed for non-hazardous indoor and outdoor applications (DNRW only)
- UV Resistant, UL® Listed housing and cover material (DNRW only)

SIGNALING



LISTED

S911



APPROVED

3029700

MSFM

2202

2207



S911



GAMEWELL-FCI

12 Clintonville Road, Northford, CT 06472-1610 USA • Tel: (203) 484-7161 • Fax: (203) 484-7118

Specifications are for information only, are not intended for installation purposes, and are subject to change without notice. No responsibility is assumed by Gamewell-FCI for their use.

©2013 by Honeywell International Inc. All rights reserved.

www.gamewell-fci.com

9021-60475 Rev. E page 1 of 4

Architectural/Engineering Specifications

The air duct smoke detector shall be a System Sensor InnovairFlex™ DNR Intelligent Non-Relay Photoelectric Duct Smoke Detector and DNRW Watertight NEMA4 Duct Smoke Detector. The detector housing shall be UL Listed per UL 268A specifically for use in air handling systems. The flexible housing of the duct smoke detector fits both square and rectangular footprints. The detector shall operate at air velocities of 100 ft/min to 4,000 ft/min (0.5 m/sec to 20.32 m/sec). The unit shall be capable of providing a trouble signal in the event that the sensor cover is removed or improperly installed. It shall be capable of local testing via magnetic switch or remote testing using the RTS151KEY remote test station. Terminal connections shall be of the strip and clamp method suitable for 12–18 AWG wiring.

Physical Specifications

Size:

Rectangular Dimensions:	14.38 in (37 cm) Length; 5 in (12.7 cm) Width; 2.5 in (6.6 cm) Depth
Square Dimensions:	7.75 in (19.7 cm) Length; 9 in (22.9 cm) Width; 2.5 in (6.35 cm) Depth
Weight:	1.6 lb (0.73 kg)
Environmental Rating:	NEMA4 (DNRW only)
Operating Temperature Range:	−4° to 158°F (−20° to 70°C)
Storage Temperature Range:	−22° to 158°F (−30° to 70°C)
Operating Humidity Range:	0% to 95% relative humidity non-condensing
Air Duct Velocity:	100 to 4000 ft/min (0.5 to 20.32 m/sec)
DCOIL - (if included)	17.5 - 26.4 VDC .95mA max.

Electrical Ratings

For information on the electrical specifications, refer to the InnovairFlex DNR Duct Smoke Detector Installation Instructions, P/N I56-3051-001R.

Accessory Current Loads at 24 VDC

Device	Standby	Trouble
RA100Z	0 mA	12 mA Max.
RTS151/RTS151KEY	0 mA	12 mA Max.

Installing the InnovairFlex Sampling Tube

The InnovairFlex sampling tube may be installed from the front or back of the detector. The tube locks securely into place and can be removed by releasing the front or rear locking tab. (Figure 3 illustrates the front locking tab).



Figure 1



Figure 2



Figure 3

Wiring for Intelligent Non-Relay Duct Smoke Detector

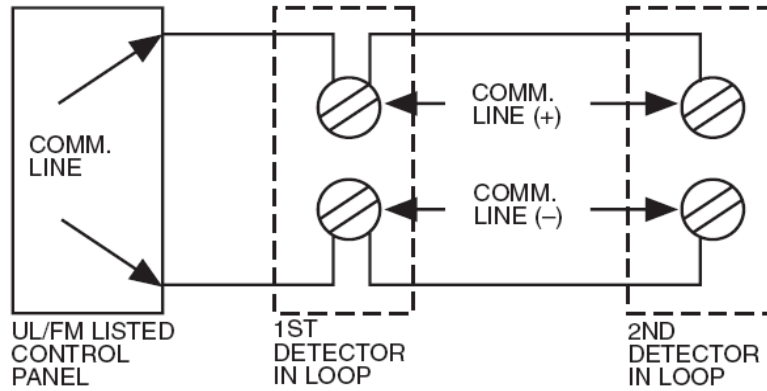


Figure 4 System Wiring Diagram for DNR

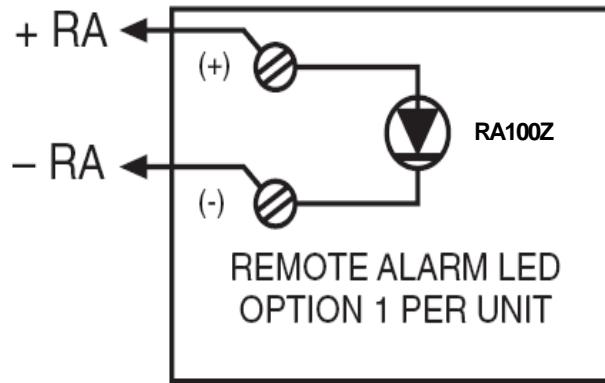


Figure 5 DNR to RA100Z

DNR TO RTS451/RTS451KEY/RTS151/
RTS151KEY WITH "R" REMOTE TEST
CAPABLE DETECTOR HEAD OPTION:

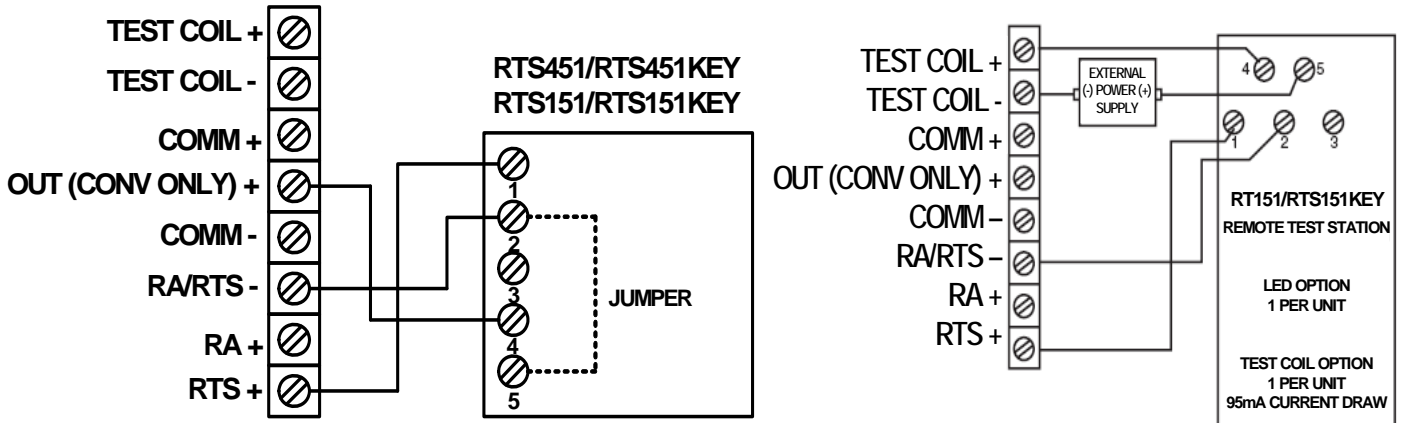


Figure 6 DNR to RTS151/RTS151 Key

Important Notes:

- The use of either RTS151 or RTS151KEY requires the installation of an accessory coil, DCOIL, sold separately. For additional information, refer to the DNR or DNRW Duct Smoke Detector Installation Instructions, P/N I56-3051-001R and the Duct Application Smoke Detectors Application Guide.
- The RTS151/RTS151KEY test coil circuit requires an external 24 VDC power supply which must be UL Listed.

GAMEWELL-FCI

12 Clintonville Road, Northford, CT 06472-1610 USA • Tel: (203) 484-7161 • Fax: (203) 484-7118

www.gamewell-fci.com

9021-60475 Rev. E page 3 of 4

Accessories

System Sensor provides system flexibility with a variety of accessories, including two remote test stations and different means of visible and audible system annunciation. As with our duct smoke detectors, all duct smoke detector accessories are UL Listed.



Ordering Information

Part Number	Description
DNR	Intelligent non-relay photoelectric low-flow duct smoke detector
DNRW	Watertight intelligent non-relay photoelectric low-flow duct smoke detector
ASD-PL2FR	Intelligent photoelectric smoke sensor with remote test capability in duct applications

Accessories

Part Number	Description
DCOIL	Remove test coil required with RTS151/RTS151151KEY
DST1	Metal sampling tube duct width up to 1 ft (0.3m)
DST1.5	Metal sampling tube duct widths 1 ft to 2 ft (0.3 to 0.6 m)
DST1.5	Metal sampling tube duct widths 1 ft to 2 ft (0.3 to 0.6 m)
DST3	Metal sampling tube duct widths 2 ft to 4 ft (0.6 to 1.2 m)
DST5	Metal sampling tube duct widths 4 ft to 8 ft (1.2 to 2.4 m)
DST10	Metal sampling tube duct widths 8 ft to 12 ft (2.4 to 3.7 m)
DH400OE-1	Weatherproof enclosure
ETX	Metal exhaust tube duct width 1ft (0.3m)
M02-04-00	Test magnet
P48-21-00	End cap for metal sampling tubes
RA100Z/RA100ZA	Remote annunciator alarm LED
RTS151	Remote test station
RTS151KEY	Remote test station with key lock

GAMEWELL-FCI