

*Since 1948 Exploring the Wonderful World of Beekeeping Together*

## The Bee Buzzer

*Monthly Publication of the*

### Northeastern Kansas Beekeepers' Association

VOLUME 75, NUMBER 5

EDITOR: CHERYL BURKHEAD

May 2023

#### General Meeting

**Monday, May 15, 2023 (7:00 p.m.)**

**(IN PERSON ONLY-website for updates)**

Douglas County Fairgrounds Bldg. 21N  
2110 Harper St., Lawrence KS


**Directions:** The address is 2110 Harper St. It is easily accessible from 23<sup>rd</sup> Street. Turn north on Harper Street and it is just a few blocks. We are in Building 21 North, which will be on your left after you turn into the fairgrounds.

#### Main Program: Colony Monitoring with Technology (Precision Beekeeping)

Matthew Brandes will talk about the use of sensors in hives to monitor activity. What it can and cannot tell you. How useful is this tool and what options are available.

#### Beelines

By President Ed Darlington



This is meant to inform you of a series of experiments I am running. Not a solicitation for you to follow suit. Feel free to ask questions.

The design of the experiment:

- To develop a method to reduce the load we beekeepers need to lift.

- Eliminate my required twisting during inspections.
- Reduce cold air into the hive when checking the hives food supply in the very coldest part of the year.
- Increase the insulation value of the hive thereby reducing the work load on the bees.
- Increase the colonies' ability to rapidly increase their population and reduce their desire to swarm.

Beekeepers may not beware of Langstroth's view on the hive body. We are very aware of the advances when he introduced the removable frames. But he was also very much against uninsulated thin wood hives.

From the response I received to an earlier newsletter in which I pointed out that in addition to helping bees, we needed to find ways to ease up the work load on beekeepers. Most of us old-timers are either recovering from, or scheduling future surgeries for shoulders, knee, hip, or hernia. A deep hive with honey weighs close to a hundred pounds. I have been watching the benefit of an 8-frame versus 10-frame hive bodies.

One of the potential unintended consequences of insulating a hive is that it negates the improvements gained by using a thermal imaging camera to perform cold weather inspections (dead of winter). Another side benefit is that one does not have to buy the thermal imaging camera (rather pricy).

For several years I have been following Jim's experiments on his You Tube channel "Vino Farm". He has found unique ways of solving bee and beekeepers' problems, he seems to have some valid solutions. Below are segments of his version

of how to make the required components for his “Bee Barn”.

*Bee Barn MAIN HIVE BODY (Build Series - Part One)*

*This Changed Beekeeping for Me (Bee Barn Build Series - Part Two)*

*Clear Beehive Covers! (Bee Barn Build Series - Part Three)*

*Queen Size Brood Frames! (Bee Barn Build - Part Four)*

*Next title, Jim is trying to survey interest in having the large frames manufactured.*

*Bigger, Better Bee Frames? Let's Make This Happen!*

He has a number of fascinating subjects. The one I am attempting to present to you is the topic he designates as his “bee barn”. I am building two hives using his basic ideas; but not completely, as I believe his method is very expensive.

His two main concepts, I think he is “spot on”.


- Making his brood hive into a single box using a hybrid; medium, + a deep into a single box. He then makes his frames to fit that configuration. This forces the side rails to be 15 ¾” long, which maintains the proper bee space throughout the hive.
- He also insulates his hive using 2” foam board which yields him a 10+ R factor for the hive body.

I have a lot of 10-frame equipment that I intend to use for this project. I will put spacers in the brood hive so that I will have a configuration of only 7 of these large hybrid frames for overwintering; which can be expanded for the spring buildup. Some people might prefer to buy these large frames, but another of my hobbies is woodworking; so, I have been having fun building them in my shop. Jim, in one of his episodes, is trying to survey people to see if he can gain enough interest to have them manufactured.

His Bee Barn Version #1 had moisture problems that affected his wooden hive bodies. His version 2.0 was designed to address this issue. I do not believe he has completely fixed it. I will attempt to try a different method of correcting this problem, especially because I intend to reuse my wooden hive bodies. He went with a foam hive (Lyson 8/9 from Better Bee). I intend to stay with my 10-frame Langstroth hive bodies and use varied inserts to adjust the volume of the hive for various seasonal change of requirements.

This project is a work in progress, if you are interested, I will bring samples and pictures and we will have an opportunity to exchange ideas at our next monthly meeting. In the meantime, I hope you will visit Vino Farm on You Tube. Another person who has incorporated some of his concepts is another You Tuber called Bug Farmer. Jim lives in Massachusetts, so he is further north than we are; and the bug Farmer lives in Georgia.

I have found insulation to be a benefit to our bees, both in the winter and summer. Bees can survive extreme temperatures; but why not make it easier for them to do so? There are many things totally out of our control for which we do not possess the ability to fix, this is one we can make a difference.



#### **2023 Meeting Dates:**

- May 8, 2023 Beginning Beekeeping (6:30p-9p)
- May 15, 2023, 5PM - Open Apiary at Pendleton's Country Market, 1446 E 1850 Rd, Lawrence, KS prior to club meeting.
- May 15, 2023, 7 PM - Monthly Meeting
- May 27, 2023, 9-11 AM - Open Apiary at Pendleton's Country Market
- June 3, 2023 FunDay!
- June 19, 2023, 7 PM - Monthly Meeting





## NEKBA Bee Yard and Teaching Apiary

### Open Apiary- Monday, May 15<sup>th</sup> 5:00 pm- Before the general meeting

Good News! Our club Apiary has bees! We installed 4 packages of bees at the Beginning Beekeeper Class on April 24<sup>th</sup>. As part of a Great Plains Master Beekeeper Program the Northeastern Kansas Beekeepers Assoc. are starting their own apiary for teaching purposes. This is funded, in part, from a grant from GPMB. The eventual goal is to meet before our monthly meetings and some Saturdays. The bee yard will be at Pendleton's Country Market which is only about 5 minutes from the Fairgrounds where our meetings are held. Pendleton's Country Market, 1446 E 1850 Rd., Lawrence, KS. We would like to start our gathering at 5:00 pm prior to the general meeting. We may adjust the time in the future. Bring your bee suits, wear close-toed shoes and long pants. Our goal is to meet on a few Saturday mornings, as well.

### FunDay Silent Auction Needs Your Stuff

If you have bee equipment or fun bee-related items that you are not using, consider donating it to the FunDay silent auction where your donations help NEKBA remain strong. The silent auction is a big contributor to the student scholarship and veterans funds.

Please bring your gently used items to the May monthly NEKBA meeting so the items can be processed and ready to go on FunDay morning. Jay Francis will accept your items at the meeting. Thank you!



# FunDay!

FunDay: Full day of playing with bees and beekeepers.



Workshop, classes, vendors, lunch, homemade honey ice-cream, & door prizes.



At the hive demonstrations.

Special Guests and Local Talent:  
Dr. Jamie Ellis  
Dr. Judy Wu-Smart  
Dr. Autumn Smart  
UNL Students  
In-the-hive  
Hands-on activities  
Fun for kids

Saturday, **June 3, 2023**  
8:30-5:00  
Location: Douglas County Fairgrounds, Lawrence, KS  
2120 Harper Street

Register on line: \$70/person  
[www.nekba.org](http://www.nekba.org)

For more info:



Event Coordinator: Jay Francis  
[jay.m.francis@gmail.com](mailto:jay.m.francis@gmail.com)  
785-608-0726



### Ol' Bee Gal

Busy, busy, busy as a bee. This last month we have made packages for sale, made nuc colonies for our yard and for sale, presented to new beekeepers twice, presented to school youth group, held an open apiary, and did a live hive demonstration at Mother Earth News Fair. The message in every presentation was hive health. This next month we will set the stage in all our hives for a successful honey crop. Education and planning are the keys to our success. Toward that end, here is a few more words of wisdom from our FunDay keynote speaker, Dr. Jamie Ellis from the University of Florida bee lab. Jamie is not only a bee scientist, but he is also a beekeeper and understands the challenges and frustrations of keeping healthy hives.

In a recent recording, Jamie names 4 Most Important Aspects Related to Bee Management:

- 1—Weather and climate issues (news flash, we really cannot do much about this).
- 2—Controlling varroa mites adequately
- 3—Recognizing queen quality/issues and addressing them
- 4—Nutrition and recognizing colony problems

All beekeepers need to manage these elements to achieve success. There are other concerns or stressors that can be a problem in our hives but if you can address these 3 issues, you can find beekeeping fun, enjoyable, and successful. Why are these the only issues Jamie mentions? Because if you control varroa, queen quality, and nutrition, most of the other problems take care of themselves! The varroa mite vectors a myriad of problems—control mite populations and the viruses do not reach critical levels.

Like our other livestock, good nutrition is the basis for herd health. Good nutrition is the basis for human health. If your bees are starving or have existed on a monocrop diet, they are unable to fend off the diseases that may be attacking your colony. These are often things we cannot see ourselves. What we do see is a colony that fails to thrive, remains weak, and never stores surplus honey. What are the signs and how to remedy the problem? Dry brood, little stored honey, little stored pollen, entombed pollen, spotty brood are frequent symptoms. The answer is location, location, location!

Queen viability is facet of this trifecta that might be most difficult for new beekeepers. Dr. Judy Wu-Smart will hold sessions and help us understand what healthy queens should look like. As well as learning to recognize brood/queen issues, keeping records of your colony related to size, position of brood, age of your queen will help you monitor growth. Marking your queen is important and lets new beekeepers find her more easily and determine if they have had a supersedure event within the hive. Understanding what is going on inside the hive makes all the difference to success. You cannot know your hive is healthy only by observing bees on the landing board.

Again, where can you improve your knowledge of these 3 most important aspects to hive management? Our June 3<sup>rd</sup>, NEKBA FunDay at the

Douglas County Fairgrounds. NONE of our speakers are “fad” beekeepers. All adhere to solid, proven, science-based beekeeping practices. The cost of a package was about \$170 this year. The cost of a nuc colony about \$225. For less than one-third the cost of a single colony (or less than 1/4<sup>th</sup> the cost of a nuc) you can learn what will keep your bees alive and prospering throughout the year. Success makes beekeeping fun. Register today for FunDay and start on the road to success.

**Becky Tipton**



NEKBA and the Kansas Honey Producers educational booth at MEN Fair.

Becky Tipton gives a bee presentation.



Steve Tipton performs a live hive inspection in a screened tent at MEN Fair.

### **ASK QUINBY & REMI**



**Dear Quinby and Remi:** I can never find the queen in my hive. I am obsessed with finding her every time that I look into my hive. Do you have any tips for finding her, repeatedly?

**Quinby and Remi answer:** You need to get over expecting to see the queen every time you open your hive. It is not that important. What is important is knowing what to look for when you open your hive.

Look for eggs and larva- if you see that, then you have had a queen in the last 3 days.

Do you have honey? Your bees are not hungry-if you do not see honey—feed!

Do you see pollen? Your bees have protein to raise young bees.

Do you see sealed queen cells at the bottom of the frame? Your bees have most likely already swarmed.

Do you see queen cells with egg or larva in them on the face of the frame? That is a supersedure cell- the bees are trying to replace your queen.

Do you see queen cell cups that are empty? Do not worry about it, that is normal.

**Dear Quinby and Remi:** I put on both of my hive bodies when I installed my package. They are only working in the lower box- what is the deal.

**Quinby and Remi answer:** It would be best to remove the upper box, shake the bees out and just keep the bottom hive body on until 8 of the 10 frames are drawn out. When all the frames except those in positions 1 and 10 are drawn out, move frame 1 into frame 2's spot and frame 10 into frame 9's spot and then add your top hive body. Otherwise, your bees will work up the middle of both hive bodies and not fill it out side to side. If you are using foundation, feed until both hive bodies are drawn out.

**Dear Quinby and Remi:** I am feeding my bees and I cannot figure out what is wrong with them- here is my set up: Bottom board, hive body with 10 frames and foundation, queen excluder, inner cover, feeder, top cover.

**Quinby and Remi answer:** Your queen excluder will not go on your hive until your bees have drawn out the frames in two hive bodies and you are ready to add your honey supers- so remove that. Its purpose is to restrict the queen from going into the honey supers and laying eggs up there. It is best to use your inner cover under your top cover—but not when you are feeding with a top feeder, so remove that now. You have been restricting your bees from being able to get to your feeder. By removing the queen excluder now and the inner cover they

should be able to access the syrup better. FYI some inner covers allow bees access to the top feeder and then they get in and drown- best to keep it off until you are finished with feeding.

**Dear Quinby and Remi:** I have given my new hive of bees 2 quarts of syrup. I do not want them to get lazy and expect me to feed them all the time. Smart of me, huh?

**Quinby and Remi answer:** You need to feed your bees until they have drawn out the foundation in both hive bodies. You should quit feeding sugar syrup when you are ready to add your honey supers. While you are feeding your hives, they will also be bringing in pollen and nectar/honey. So, they are not being lazy, you are just helping them out! When you are ready to add your honey supers you will not want sugar syrup in there so you will quit feeding and they will get nectar from the flowers that will then turn into honey.

**Quinby and Remi would love to answer your questions. Contact them by emailing their owner at [heartlandhoneyks@gmail.com](mailto:heartlandhoneyks@gmail.com).**

#### MENTORING/OPENING APIARIES

Mentoring at our hives on the 4<sup>th</sup> Thursday of the month plus some other dates! Meet at the home of Joli and Cecil at 6pm at 19201 S. Clare Rd., Spring Hill KS. We appreciate a phone call or text to know that people are coming - 913-593-3562. Please bring your beekeeping clothing. We have some extra clothing if you do not have anything. We invite you to go through our hives with us on the following dates (weather dependent): May 25<sup>th</sup>, June 22, July 27<sup>th</sup>, August 24<sup>th</sup>, and September 28<sup>th</sup>. Each time we will identify queens, eggs, larvae, lighting and using a smoker, do a powdered sugar mite check and talk about what you should be doing with your bees that month.



#### Tips for May

- Check for ticks, they love beekeepers.
- When supering your hives, add more than one super at a time if you have drawn comb. If you

have new foundation, add only one super at a time and start with ten frames. Put your second super on after the first one is almost filled.

- Use queen excluders to prevent brood in your honey supers.
- Double-check medication dates-safety matters. Do not misuse any chemicals in the hive. Follow all time guidelines. Never medicate hives with supers on them. It is illegal.
- Keep the grass mowed in front of your hives-it makes it easier for the bees to land. Old carpet scraps, roof shingles, or weed barriers can be used to keep the grass under control.
- Keep supers on until the honey is capped, unripe honey will ferment.
- Do not feed sugar syrup during a honey flow as the bees will store the syrup in your supers rather than honey.
- Do not get excited on hot humid days, if the bees are hanging outside the hive. This is called "bearding". They are trying to relieve the congestion in the hive to cool it off inside. Earlier in the year, this is an indication of swarming but this time of year, it is natural, so do not worry.
- Keep up with your record-keeping, so next year you will know which hives produced the best for you.
- Register for FunDay. It is less than 1 month away.



#### Military/Veterans Apprentices Program

I am pleased to inform the Association that one local veteran from Shawnee, KS, is participating in the Veteran Scholarship program. She is enrolled in the beginner beekeeper course and is expected to get her bees in the next week. I will have her introduce herself in the next month or so.

While NEKBA will not award any more Veteran Scholarships this beekeeping season, we are always

taking applications because we want to award the scholarships. Please continue to spread the word and know that I am willing to talk to any organization about the NEKBA Veteran Scholarship Program.

**Buck Bradley, Military/Veteran Appr. Liaison**

## Honey Plants

 It is hard to believe that the month of May is here and April is in our rear-view mirror. We continue to have seasonably cooler weather than recent memory recalls with nights that drop down in the 40's quite regularly. These conditions offer an extended opportunity to transplant, divide, or add new plants to your pollinator gardens. For our gardens I have added groupings of Dotted Blazing Star (*Liatrus punctata*). This beauty is a native prairie perennial that is extremely drought tolerant, loves full sun, and attracts a host of bees and butterflies.



Another prairie native that I have wanted to add for a while now but could not find good stock locally is Green-headed Coneflower.



A full sun to partial shade native wildflower that blooms from Summer thru and into Fall. A favorite of native bees, bumble bees, honeybees, and butterflies. Know in

advance the attractive perennial spreads thru underground rhizomes, so leave plenty of room for this to expand into a gorgeous mass planting.

The final addition to the N2NF gardens is Pitcher Sage, otherwise known as Big Blue Sage. This is a back of the garden perennial as at maturity it can reach a maximum height of 3-5 foot tall. Thrives in full sun, drought tolerant, and can handle a wide variety of soil



types. A great pollinator plant that attracts bees, butterflies, and hummingbirds.

These are just a couple of new options that I wanted to share that we are adding for diversity and a continued focus on natives that are drought tolerant, low maintenance, and very showy. Enjoy planting this Spring and remember to share photos of your pollinator gardens when in full bloom this Summer. A great way to motivate each other with your creativity, and plant choices.

**Chad Gilliland, Honey Plants Chairman**



## Third Thursdays- Extracting More Money from your Hives- Value-Added program

The Kansas Honey Producers Association- 3rd Thursday, **Extracting More Money from your Hives** is at 7pm CST on Thursday, May 18<sup>th</sup>, 2023.

**"Sculpting Beeswax"** presented by Bridget Lee-Penafort. Bridget's aunt, Rose Lee, is a beekeeper and Bridget is an artist! This great combination has opened the door for Bridget to make several beautiful beeswax sculptures for our Kansas State Fair beeswax competition. Bridget will share tips for us and some of the tools she has used.



If you have never registered for Zoom presentations, please go, and register at [www.kansashoneyproducers.org](http://www.kansashoneyproducers.org). Please do not re-register if you have already registered, you will be sent the link. KHPA Membership is \$15 per year. You will receive an email before the programs with the link to register. If you registered

before or are a NEKBA member or a KHPA member, you will receive the link each month, but you may be asked to register again.

These programs are being recorded and will be available on our <http://www.kansashoneyproducers.org/archives.html> website, under the 'Archives' page.



Kristi Sanderson demonstrates bee package installation at Beginning Beekeeping Class. Krispn Given presents at the Queen Rearing Workshop where beekeepers were given the opportunity to hone their grafting skills.



## NEKBA's 75<sup>th</sup> Diamond Anniversary & 30<sup>th</sup> Bee FunDay Event

FunDay offers so much for all levels of beekeeping. Whether you are considering becoming a beekeeper, are a first-year beekeeper, or a seasoned veteran, FunDay has something for you. There are 23 presentations available ranging from the latest scientific research to practical information that can be assimilated quickly into your hive inspections. Learn how to inspect a hive, find the queen, extract your frames, treat for Varroa mites, and understand what your frames are telling you. In addition, there are presentations that focus on value-added products that you can enjoy; making candles and making mead. Are you considering turning your hobby into a business or your backyard into a more bee and butterfly friendly habitat? We have the information you need.

Enjoy a relaxing stress-free day of learning as you watch our keynote speaker get covered in bees at our swarm demonstration, enjoy the 'always a hit' honey ice cream, or get lucky and bid on some fun bee equipment or bee-related items from our silent auction. We will feed you a catered lunch from *Two Guys and a Grill* and will also have a door prize drawing following the conclusion of FunDay where your evaluation form is your entry ticket.

We are also having a NEKBA 75<sup>th</sup> anniversary catered pizza party by *Glory Days Pizza* in the Flory Building south of 21 North after the event. You must sign up for this via the website (NEKBA.org). Price is \$15.00 and there are gluten free crust options available.

Consider attending FunDay this year. There is plenty to do for the kids and the 'kid in you'. If you learn one thing that helps you harvest a honey crop, keep your bees strong and healthy throughout the season, or grow your colony, wouldn't that be worth the price of FunDay?

Hope to see you there!

FunDay - June 3<sup>rd</sup>

Registration starts at 7:30 am, Event begins at 8:30 am.

Douglas County Fairgrounds

2120 Harper Street, Lawrence, KS

### Hotel Information, Ask for Special Beekeeping FunDay Rates!

#### Country Inn and Suites

2776 E 23rd

Lawrence, KS 66046

785-749-6010

#### Holiday Inn Express

3411 Iowa St

Lawrence, KS 66046

833-301-1065

## NORTHEASTERN KS BEEKEEPERS' ASSOC. 2023 MEMBERSHIP APPLICATION

NAME \_\_\_\_\_  
ADDRESS \_\_\_\_\_  
CITY \_\_\_\_\_ STATE \_\_\_\_\_ ZIP+4 \_\_\_\_\_  
PHONE \_\_\_\_\_ Email Address \_\_\_\_\_  
I would like to receive the newsletter, *The Buzzer*, by email Yes \_\_\_\_\_ No \_\_\_\_\_

Membership Northeastern KS Beekeepers per year (July-Dec. \$12.50)	\$25.00	_____
Additional family members wanting voting rights \$1.00 per person	\$1.00	_____
Additional family member's name _____ (Youth Membership (18 years of age or under)	\$12.50	_____
Membership for Kansas Honey Producers Association	\$15.00	_____
American Bee Journal ( <u>discounted rate through association</u> )	1 year \$27.65	_____
Bee Culture Magazine (or subscribe online at <a href="http://www.BeeCulture.com">www.BeeCulture.com</a> )	1 year \$32.00	_____
Scholarship / Military/Veteran's Appr. Donation		_____
	<b>Total</b>	_____

**Make checks payable to: NEKBA or Northeastern Kansas Beekeepers Assn.**

Mail to: Robert Burns, 7601 W 54<sup>th</sup> Terr., Shawnee Mission KS 66202 ph. 913-481-3504, [rburnshoney@gmail.com](mailto:rburnshoney@gmail.com)

You may join, re-new, register, donate and pay online at [www.nekba.org](http://www.nekba.org)

### MENTORING-SWEET PRAIRIE HONEY

Need help with your hives? -Spring inspections, installing packages, making splits, queen evaluation, diagnosis of pests and diseases, mite monitoring and treatment, etc. I can help you with your beekeeping needs! I am a certified master beekeeper with 30 + years of beekeeping experience. I will leave you with a written course of action after our session at your hives. Call or text at 913-768-4961 or email Kristi Sanderson at [sandersonk09@gmail.com](mailto:sandersonk09@gmail.com) for pricing and appointment times.

### BEEKEEPERS.COM

[Beekeepers.com](http://Beekeepers.com) (Jordy's Honey Company) in [Lenexa, KS](http://Lenexa, KS). We are now accepting pre-orders for 3 lbs. packages and 5 frame Nucs. Choose from MN Hygienic, Italian, or Carniolan queens. Queens will be marked for your convenience. Packages and Nucs have been treated for mites so no treatments needed until Fall. 6 pickup dates to choose from in April so get your orders in soon as we sell out each year. [Beekeepers.com](http://Beekeepers.com) is your only local full-service beekeeping store. We carry a full line of Beekeeping Supplies, Protective Clothing, Bottles, Bee Packages, Nucs and Queens. Visit our web site [Beekeepers.com](http://Beekeepers.com) to view our entire line of beekeeping supplies. You can also shop in-person at our store in Lenexa. We ship queens directly to YOU! Order at [QueenBees.com](http://QueenBees.com). Queens available March - October. Our hours are Monday-Friday 9:00-4:00, Saturday 9:00-12:00. You can find our honey at The Overland Park Farmers Market. **Robert Hughes**, 14054 W 107<sup>th</sup> St, Lenexa, KS 66215, 913-681-5777 or email [Info@Beekeepers.com](mailto:Info@Beekeepers.com)

### COTTIN'S HARDWARE & RENTAL

Cottin's stocks a full line of beekeeping equipment year-round including items manufactured by Harvest Lane Honey, Little Giant, and Bug Baffler. Products include hives, supers, frames, foundations, extractors, tools, and protective apparel. We also stock a full line of Home Brewing Mead Making supplies. Located in Lawrence, KS at 1832 Massachusetts Street (South of Dillon's). We are open Monday - Friday 7:30 am - 6:00 pm, Saturday 8:00 am - 5:00 pm, and Sunday 10:00 am - 5:00 pm. You can follow us on Facebook, Instagram and Twitter. Call us at 785-843-2981 or email us at [hardware@sunflower.com](mailto:hardware@sunflower.com)

## CB'S HONEY

CB's Honey offers pure raw Kansas honey available in 5 gal buckets. Grafted queens and queen cells, and a limited number of nucs/packages each Spring. [CB's Honey | Facebook](#). Located just SE of Topeka. 4521 SE 61<sup>st</sup> Street, Berryton, KS 66409. Call or text Cheryl Burkhead at 785-224-9077 or email @ [cherylbhoney@gmail.com](mailto:cherylbhoney@gmail.com)

---

## CEDAR RIDGE BEES


5 Frame Nucs for Sale. We are your local Premier Bee Products Dealer specializing in plastic foundation made entirely in the U.S.A. We sell bucket feeders and other bee equipment. Call or text Philip Knaus at 785-581-4216 or contact us at [cedarridgebeehives@gmail.com](mailto:cedarridgebeehives@gmail.com) - Check out our bees and products at [www.cedarridgebees.com](http://www.cedarridgebees.com) Cedar Ridge Bees 585 N 500 Rd, Overbrook, KS 66524

---

## T CREEK BEES AND HONEY – Tecumseh/Berryton, KS

Tecumseh Creek winds its way through the home yard lending its name to the brand. Located between Lawrence and Topeka, T Creek offers 5-frame nucs, online honey sales, custom honey packing, wholesale delivery to the Topeka / Lawrence area, 5-gallon buckets of honey, and drop-shipping wholesale service to rural grocery stores and agritourism destinations. Visit [www.tcreekbees.com](http://www.tcreekbees.com) Email: [tcreekbees@gmail.com](mailto:tcreekbees@gmail.com) or find the bees on Facebook. Order 2023 5-frame nucs by visiting the website and completing the nuc order form. Owner: Tim Urich. LLC in the State of Kansas and licensed by Kansas Dept of Ag.

---



**Honey Bee Biology AND BEEKEEPING, Third Edition, Dewey M. Caron and Lawrence John Connor, \$90 postage included.** *This book should stay on the dashboard of every beekeeper's truck. It's that good, and that necessary. Kim Flottum, Bee Culture.* This comprehensive textbook easily replaces many beginner books while adding comprehensive details of bee biology essential to becoming a successful beekeeper and student of the honey bee. First released in 1999, *Honey Bee Biology and Beekeeping* is widely accepted as a major textbook of Apiculture (beekeeping). Beekeepers and bee clubs use it to teach other beekeepers. Universities use it to teach college students bee biology and beekeeping. It concentrates on the 'why', 'how' and 'when' of beekeeping. It explains bee and beekeeping basics in a manner meaningful to people who lack an extensive back-ground in biology. Yet it is not over-simplified, and provides a meaningful source of beekeeping information for the informed beekeeper. The Third Edition has been carefully edited, updated and expanded to 480 pages. New chapters have been added, as have colorful new graphics and photographs. The Glossary has also been expanded. **Wicwas Press LLC Kalamazoo, MI 49001 - [www.wicwas.com](http://www.wicwas.com)**

**The Association does not endorse nor evaluate the advertisements, products or services offered in the Buzzer.**

Northeastern Kansas Beekeepers Association  
Robert Burns, Treasurer  
7601 W 54<sup>th</sup> Terr  
Shawnee Mission KS 66202-1129

## Address Service Requested

### Meeting

Monday, May 15, 2023 (In Person)

### ***The Northeastern Kansas Beekeepers' Association***

Membership is open to anyone interested in bees or bee culture. Dues are \$25.00 per calendar year (December 31-December 31) for the first in the family joining. Those joining in July or later in the year may pay \$12.50 for ½ year. Additional members of that family wanting voting privileges shall be assessed dues at \$1.00 per year. Youth memberships (18 years of age and younger) are \$12.50 per year. Please submit new memberships and renewals to the treasurer or on-line at [www.nekba.org](http://www.nekba.org).

*The Bee Buzzer* is the official publication of the Northeastern Kansas Beekeepers' Association, Inc. and is published monthly. Commercial ads are accepted in the newsletter for a fee; non-commercial ads by paid members are accepted & are free.

The library of the association is free to all members. Books may be checked out at the meetings and kept for a period of 30 days. The bee publications, *The American Bee Journal* and *Bee Culture* can be subscribed through the treasurer or on-line. The *American Bee Journal* is offered at a discount through the association only.

The Association meets each month, generally on the third Monday at 7:00 p.m. except during the months of January and July. Beekeeping classes will tentatively be held in January and February for 2023. This is a non-profit organization; elected officers serve without pay. Everyone is invited to attend the meetings. Check *The Bee Buzzer* or website at [www.nekba.org](http://www.nekba.org) each month for the actual date, time and location. If the weather is bad, call an officer or check the website to find out if the meeting will be held or cancelled.

#### **2023 Officers**

President: <b>Ed Darlington</b> , 2804 E 174th St., Belton, MO 64012	<a href="mailto:edarlington49@gmail.com">edarlington49@gmail.com</a>	816-331-4934
1st VP (Program Chair): <b>Matt Brandes</b> , 4741 Highway K 68, Wellsville, KS 66092	<a href="mailto:matthew@n523rv.com">matthew@n523rv.com</a>	913-706-3087
2nd VP (Librarian): <b>Cecil Sweeney</b> , 19201 S Clare Rd, Spring Hill, KS 66083	<a href="mailto:heartlandhoneyks@gmail.com">heartlandhoneyks@gmail.com</a>	913-593-3851
3rd VP (Honey Plants): <b>Chad Gilliland</b> , 23338 Kissinger Rd, Leavenworth, KS 66028	<a href="mailto:nexttonaturefarm@gmail.com">nexttonaturefarm@gmail.com</a>	785-491-1978
Secretary: <b>Elaine Ellenz</b> , 17650 W 113 <sup>th</sup> St., Olathe, KS 66061	<a href="mailto:elaineellenz@gmail.com">elaineellenz@gmail.com</a>	913-515-1607
Treasurer: <b>Robert Burns</b> , 7601 W 54 <sup>th</sup> Terr., Shawnee Mission KS 66202	<a href="mailto:rburnshoney@gmail.com">rburnshoney@gmail.com</a>	913-481-3504
Youth Scholarship Chair: <b>Dale Spurlin</b> , 24964 160 <sup>th</sup> Ct., Leavenworth, KS 66048	<a href="mailto:LightedPathHoney@outlook.com">LightedPathHoney@outlook.com</a>	913-775-0997
Military/Veteran Appr. Liaison: <b>Buck Bradley</b> , 11 E 900 Rd., Baldwin City, KS	<a href="mailto:buckusmc00@hotmail.com">buckusmc00@hotmail.com</a>	785-248-1005
Editor: <b>Cheryl Burkhead</b> , 4521 SE 61st St., Berryton, KS 66409	<a href="mailto:cbfritz@aol.com">cbfritz@aol.com</a>	785-224-9077
Special Events Coordinator (Class): <b>Kristi Sanderson</b> , 1252 E Frontier Ln., Olathe, KS 66062	<a href="mailto:sandersonk09@gmail.com">sandersonk09@gmail.com</a>	913-768-4961
Special Events Coordinator (Funday): <b>Jay Francis</b> , 6040 NW 52 <sup>nd</sup> St., Topeka, KS 66618	<a href="mailto:jay.m.francis@gmail.com">jay.m.francis@gmail.com</a>	785-608-0726
Webmaster: <b>Robert Burns</b> , 7601 W 54 <sup>th</sup> Terr., Shawnee Mission, KS 66202	<a href="mailto:rburnshoney@gmail.com">rburnshoney@gmail.com</a>	913-481-3504

Visit on-line at [www.nekba.org](http://www.nekba.org). Save time. Join, re-new, or register.