

Guaranteed & Viable Curriculum

Lake Oswego

School Sites

Objectives:

- Increase shared knowledge about curriculum mapping
- Introduce the implementation plan to move towards guaranteed & viable curriculum
- Provide an opportunity for asking & answering questions

Agenda

Welcome/Objectives

L2 Matrix

Curriculum Mapping


- Projection Map
- Unit Map
- Backwards Map


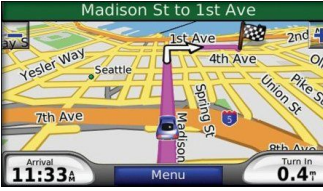
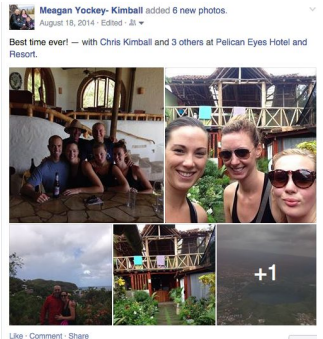
Implementation for LO

What to expect on

Projection Mapping day

Reflection/Closing



	Type of Map	Use	Notes
			
			
			



5th Grade	Unit 1 30 Days Sept 1-Oct 16	Unit 2 15 days Oct 17 - Nov 9	Unit 3 18 Days Nov 13 - Dec 21	Unit 4 25 Days Jan 7 - Feb 15	Unit 5 16 Days Feb 19 - March 11	Unit 6 20 Days March 12 - April 19	Flex 5 Days April 22-26	Unit 7 19 Days April 29 - May 23	Unit 8 12 Days May 24 - June 7
Unit Themes	<i>Maniac Magee</i> <i>Nat. Geo</i>	<i>Maniac Magee</i> <i>Nat Geo</i>	<i>Nat Geo</i>	<i>Nat Geo</i>	<i>Number the Stars</i>	<i>Number the Stars</i> <i>Nat Geo</i>		<i>Novel Study</i>	<i>Novel Study</i>
Reading RL.10/RI.10 Read grade level text	RL.3 Compare/Contrast story elements RL.1 Quote accurately RF.3 Decoding RF.3a Read accurately unfamiliar words RF.4 Accuracy, Fluency RF.4a Purpose, Understanding RF.4c Context clues, self correct	RL.2 (Theme) Character Response, Summarize RL. 5 How chapters, stanzas, scenes fit together RL.4 Meaning of words, phrases, figurative lang.	RL.2 Theme, Character Response, (Summarize) RL.9 Compare/Contrast multi. stories RF.4b Read prose, poetry orally with fluency RL.7 (Visual) Contributions	RI.1 Quote accurately (explicitly) RI.2 (Main Ideas), Summarize RI.5 Compare, contrast structure	RI.2 Main Ideas, (Summarize) RI.7 Info from multiple sources RI.3 Relationships, Interactions	RI.4 Academic, Domain Specific Words, Phrases RL.7 (Multimedia) Contributions RI.3 Relationships, Interactions RI.9 Integrate info from several texts		RI.8 How author uses reasons, evidence RL.6 POV RI.6 Multiple accounts of same event - POV	RI.1 Quote accurately (inferences) RI.9 Integrate info from several texts RI.7 Info from multiple sources
Writing W.10 Write routinely	W.3 Narrative W.3b Techniques, Dialogue W.3a,c,d,e Establish situation, Transitions, Word Choice, conclusion W.5 Writing Process W.8 (Recall) Info W.9 Draw evidence W.9a From literature W.6 Use tech, keyboarding	W.3a,c,d,e Establish situation, Transitions, Word Choice, conclusion	W.2 Informative, Explanatory W.2e Conclusion W.2a,b,c,d Intro, Develop, Link Ideas, Precise Language W.4 Task, Purpose, Audience W.8 (Gather) Info, paraphrase, list sources W.9b Draw evidence from informational W.7 Conduct short research project	W.2 Informative, Explanatory W.2e Conclusion W.2a,b,c,d Intro, Develop, Link Ideas, Precise Language W.4 Task, Purpose, Audience W.8 (Gather) Info, paraphrase, list sources W.9b Draw evidence from informational W.7 Conduct short research project	W.2 Informative, Explanatory W.2e Conclusion W.2a,b,c,d Intro, Develop, Link Ideas, Precise Language W.4 Task, Purpose, Audience W.8 (Gather) Info, paraphrase, list sources W.9b Draw evidence from informational W.7 Conduct short research project	W.2 Informative, Explanatory W.2e Conclusion W.2a,b,c,d Intro, Develop, Link Ideas, Precise Language W.4 Task, Purpose, Audience W.8 (Gather) Info, paraphrase, list sources W.9b Draw evidence from informational W.7 Conduct short research project		W.1 Opinion W.1b Logically ordered W.1a,c,d Intro, Link, Conclusion	W.1 Opinion W.1b Logically ordered W.1a,c,d Intro, Link, Conclusion
Speaking/ Listening	SL.1 Collaborative Discussions (Teacher-led) SL.1b Rules for discussion SL.6 Adapt formal, informal speech	SL.5 Use multimedia to enhance SL.1c Comments that (contribute)	SL.1 Collaborative Discussions (one-on-one) SL.1a Come prepared SL.1c Comments that (elaborate on others remarks)	SL.3 Summarize speaker's points, claim support SL.2 Summarize written text read-aloud or info presented	SL.1 Collaborative Discussions (Groups)	SL.4 Report on a topic		SL.1d Key Ideas expressed, draw conclusions	SL.1 Collaborative Discussions (Groups)
Language L.6 Use words acquired	L.3 Use Conventions in R,W,S,L L.3a Expand, Combine, reduce sentences L.2e Spelling L.4 Meaning of unknown, multiple meaning words L.4a Context clues L.4c Consult reference materials	L.5 Figurative Language, word nuance L.5a Similes L.5a Metaphors	L.1 Command of conventions L.1b Perfect verb tenses L.1c Verb tense L.1d Shifts in verb tense	L.2 Conventions when writing L.2a Punctuation in series L.2b Comma to separate intro element L.2c Comma to set off words, tag question	L.2d Underline, quotes, italics, titles	L.5b Common Idioms Adages, Proverbs		L.4b Roots, Affixes L.5c Relationships between words	L.3b Varieties of English L.1a Function of conjunctions, prepositions, interjections L.1e Correlative, conjunctions

Routines & Rituals 9 Days	Unit 1 28 Days	Unit 2 (1b) 22 Days	Unit 3 26 Days	Flex 2 days	Unit 4 26 Days	Unit 5 20 Days	Flex 2 days	Unit 6 26 Days
Aug 29- Sept 11	Sept 12 - Oct 19	Oct 20 - Nov 30	Dec 1 - Jan 23	Jan 24-25	Jan 29 - Feb 6	Feb 7 - April 12	April 13-16	April 17-May 22
<i>Possible Resources</i>	<i>Novel Studies: Judy Moody</i>		<i>Jan Brett</i>		<i>Nat Geo Unit 3: Water or Unit 5: Nature</i>	<i>Dr. Seuss, Olympics?? Feb 9-25th</i> <i>Dr. Seuss, Poetry</i>		<i>Animal Reports</i>
Reading Foundational	RF.3 Decoding RF.3a Long, short vowel sounds, one syllable words RF.4a Reading purpose and understanding RF.4c Context clues	RF.3c Decode two syllable words RF.4b Read with (Accuracy, Expression)	RF.3d Common Prefixes, suffixes RF.3e Inconsistent spelling-sound correspondences RF.3f Irregularly spelled words			RF.3b Vowel Teams RF.4b Read with (Rate)		
Reading RL.10/RL.10 Read grade level text	RL.5 Story Structure RL.1 Ask, Answer Qs about text RL.7 Use pictures, words to understand character, setting, plot	RL.6 POV RL.3 Character Response	RL.2 Recount stories from diverse cultures, central message, lesson, moral RL.9 Compare, Contrast mult versions of same story		RL.3 Connections between events, concepts steps RL.4 Meaning of words, phrases RL.1 Ask, answer Qs about text RL.2 Main topic of text, paragraphs w/in text RL.5 (Know) text features RL.6 Purpose of a text RL.7 How images contribute	RL.4 How words, phrases supply rhythm, meaning		RL.8 Author's reasons RL.9 Compare, contrast two texts same topic RL.5 (Use) text features to locate info
Writing	W.3 Narrative W.5 Writing process (editing, adult) W.6 Publish w/ digital tools W.8 (Recall) info from experiences		W.1 Opinion (reasons, linking words)		W.2 (Explanatory) W.5 Writing process (editing, peer)	W.1 Opinion W.5 Writing process (revising, adult)		W.2 (Informative) W.7 Research Writing W.5 Writing process (revising, peer) W.8 (Gather) info
Speaking/ Listening	SL.1 Collaborative Conversations SL.1a Rules for discussion	SL.3 Ask, answer q's to speaker SL.1c Ask for clarification	SL.2 Recount, describe read-aloud, presentation SL.1b Build on others talk SL.6 Complete Sentences, adapt to task and situation SL.4 Tell story, recount an experience		SL.5 Audio recordings, add drawings/visuals			
Language L.6 Use words and phrases	L.2 Caps, Punctuation, and Spelling L.2a Capitalization proper nouns L.2e Reference materials for spelling L.4a Sentence level context clues	L.1f (Produce, expand) simple, compound sentences L.2b Commas in greeting letter L.2c Apostrophe (possessives) L.1a Collective nouns L.1b Irregular plural nouns L.1c Reflexive pronouns	L.2c Apostrophe (contractions) L.4b Word meaning w/ prefixes L.1 Command of Conventions L.1e Use adjectives, adverbs depending on what is modified L.3 Use knowledge when W,R,S,L L.3a Formal, Informal uses of English. L.4c Use root words* L.4d Individual word meaning to predict		L.1d Past Tense irregular verbs L.4e Use glossaries, dictionaries L.1f (Rearrange) simple, compound sentences	L.5b Shades of meaning* L.5 Word relationships L.5a Real life connections, words and use		L.2d Generalize spelling patterns

Reflection Page

Guaranteed & Viable Curriculum

Lake Oswego

School Sites

Objectives:

- Increase shared knowledge about curriculum mapping
- Introduce the implementation plan to move towards guaranteed & viable curriculum
- Provide an opportunity for asking & answering questions

Reflection:

Define Guaranteed & Viable Curriculum:

One thing I want to remember is:

Other feedback: