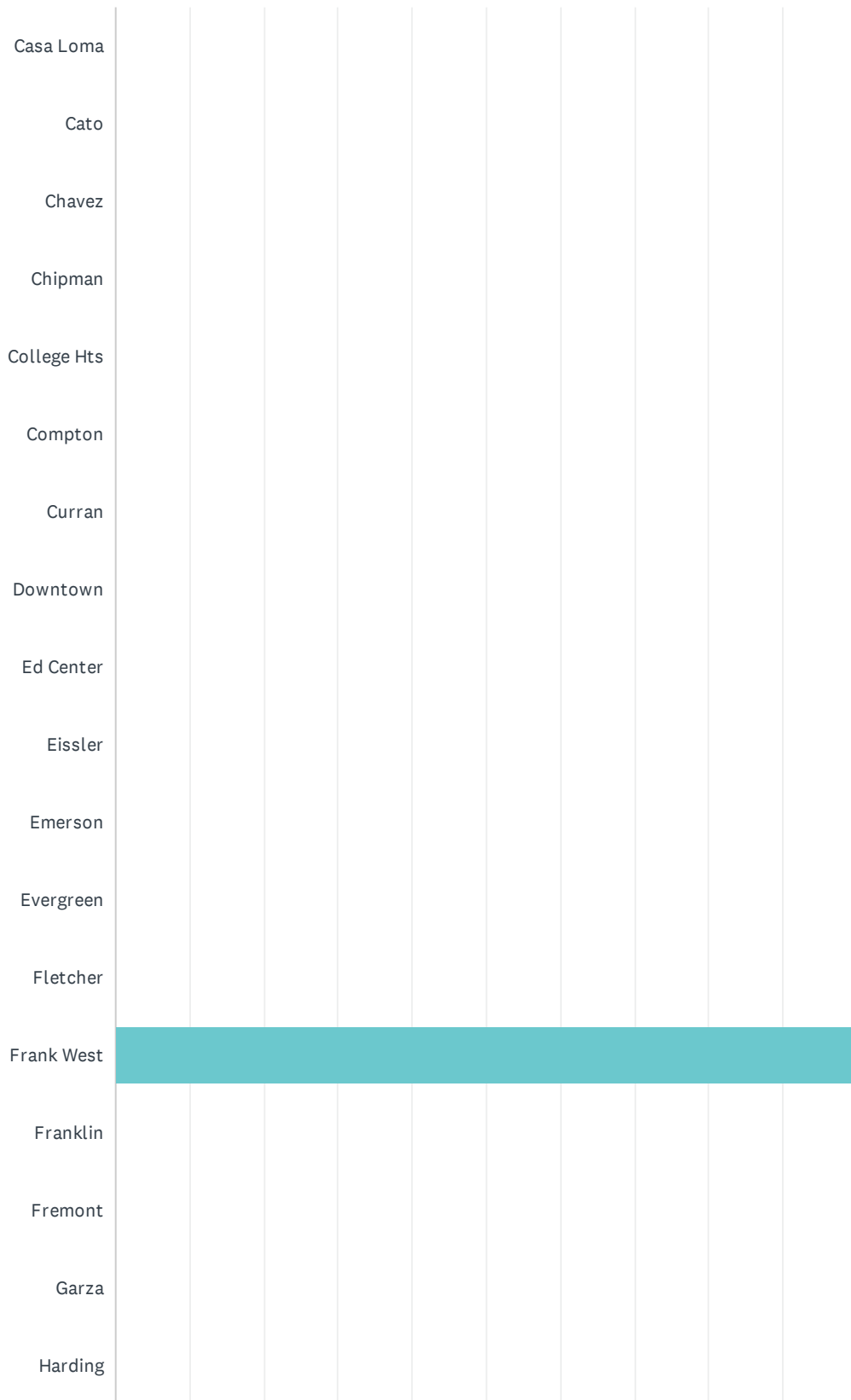


# Q1 School Site (If you work at multiple sites choose your home site OR complete a survey for each site at which you spend significant time.)

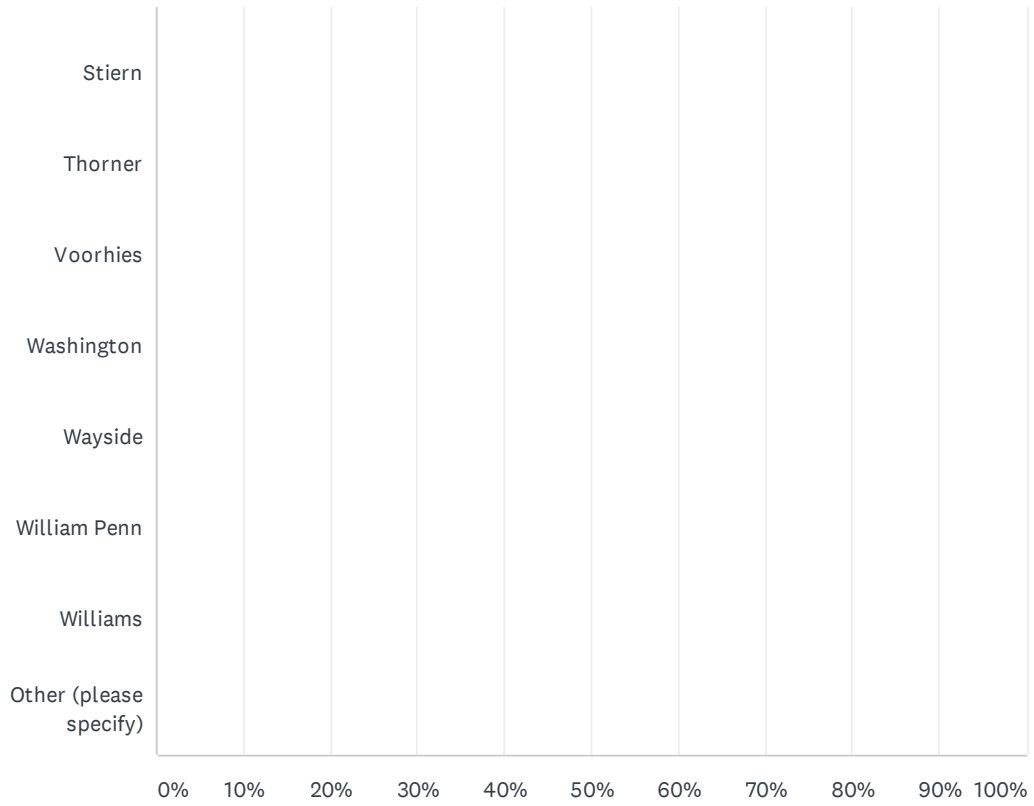
Answered: 18 Skipped: 0



2019-2020 BETA Administration/Site Climate Survey

Harris  
Horace Mann  
Hort  
Jefferson  
Longfellow  
McKinley  
Mt.Vernon  
Munsey  
Nichols  
Noble  
Nurses  
Owens  
Intermediate  
Owens Primary  
Pauly  
Pioneer  
Rafer Johnson  
Roosevelt  
Sequoia  
Sierra  
Special Ed  
Office  
Stella Hills

2019-2020 BETA Administration/Site Climate Survey



2019-2020 BETA Administration/Site Climate Survey

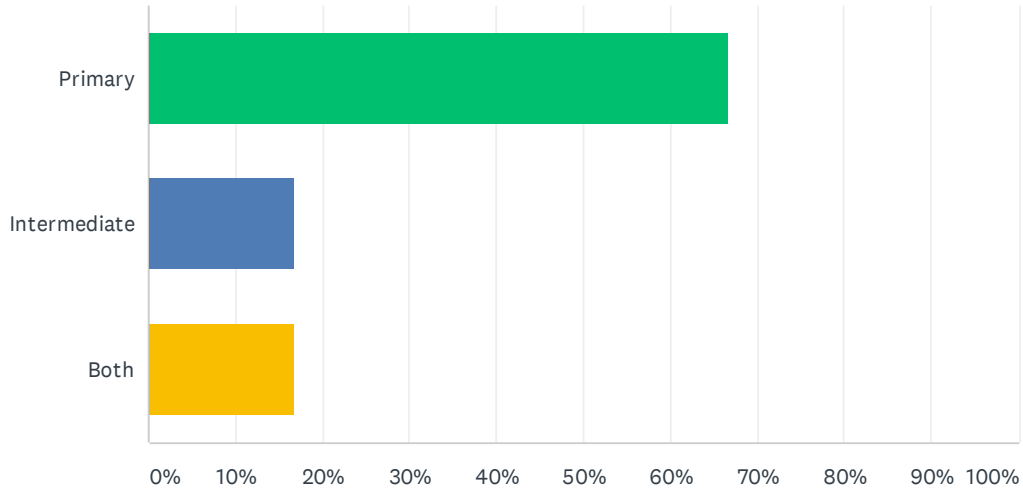
ANSWER CHOICES	RESPONSES	
Casa Loma	0.00%	0
Cato	0.00%	0
Chavez	0.00%	0
Chipman	0.00%	0
College Hts	0.00%	0
Compton	0.00%	0
Curran	0.00%	0
Downtown	0.00%	0
Ed Center	0.00%	0
Eissler	0.00%	0
Emerson	0.00%	0
Evergreen	0.00%	0
Fletcher	0.00%	0
Frank West	100.00%	18
Franklin	0.00%	0
Fremont	0.00%	0
Garza	0.00%	0
Harding	0.00%	0
Harris	0.00%	0
Horace Mann	0.00%	0
Hort	0.00%	0
Jefferson	0.00%	0
Longfellow	0.00%	0
McKinley	0.00%	0
Mt.Vernon	0.00%	0
Munsey	0.00%	0
Nichols	0.00%	0
Noble	0.00%	0
Nurses	0.00%	0
Owens Intermediate	0.00%	0
Owens Primary	0.00%	0
Pauly	0.00%	0

2019-2020 BETA Administration/Site Climate Survey

Pioneer	0.00%	0
Rafer Johnson	0.00%	0
Roosevelt	0.00%	0
Sequoia	0.00%	0
Sierra	0.00%	0
Special Ed Office	0.00%	0
Stella Hills	0.00%	0
Stiern	0.00%	0
Thorner	0.00%	0
Voorhies	0.00%	0
Washington	0.00%	0
Wayside	0.00%	0
William Penn	0.00%	0
Williams	0.00%	0
Other (please specify)	0.00%	0
Total Respondents: 18		

## Q2 Instructional Grade Level or Support Services

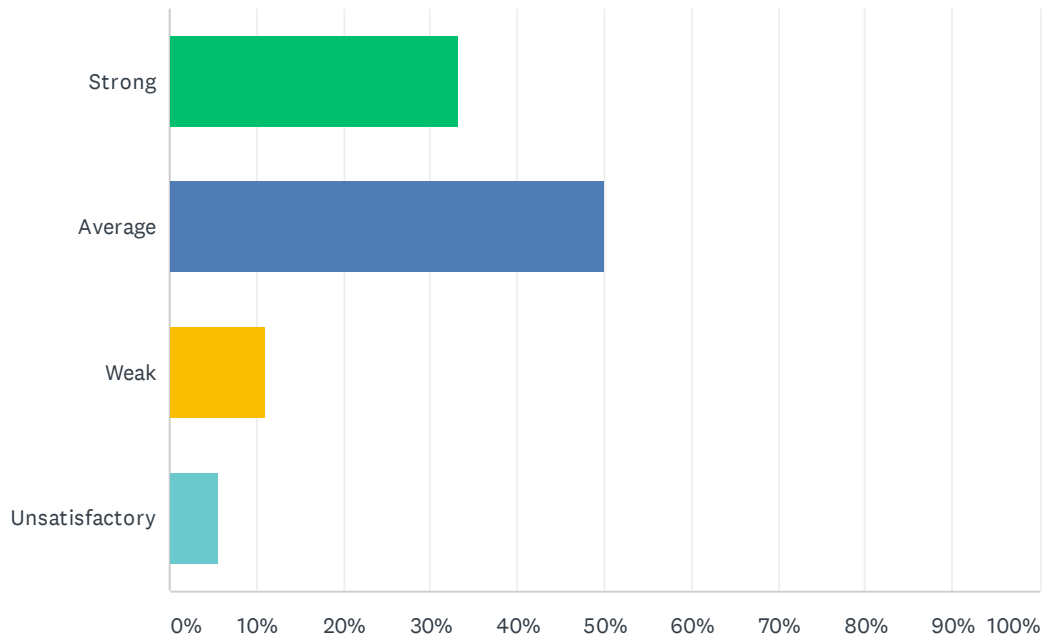
Answered: 18 Skipped: 0



ANSWER CHOICES	RESPONSES	
Primary	66.67%	12
Intermediate	16.67%	3
Both	16.67%	3
TOTAL		18

### Q3 Site administration is sensitive to the needs of students, staff, and community.

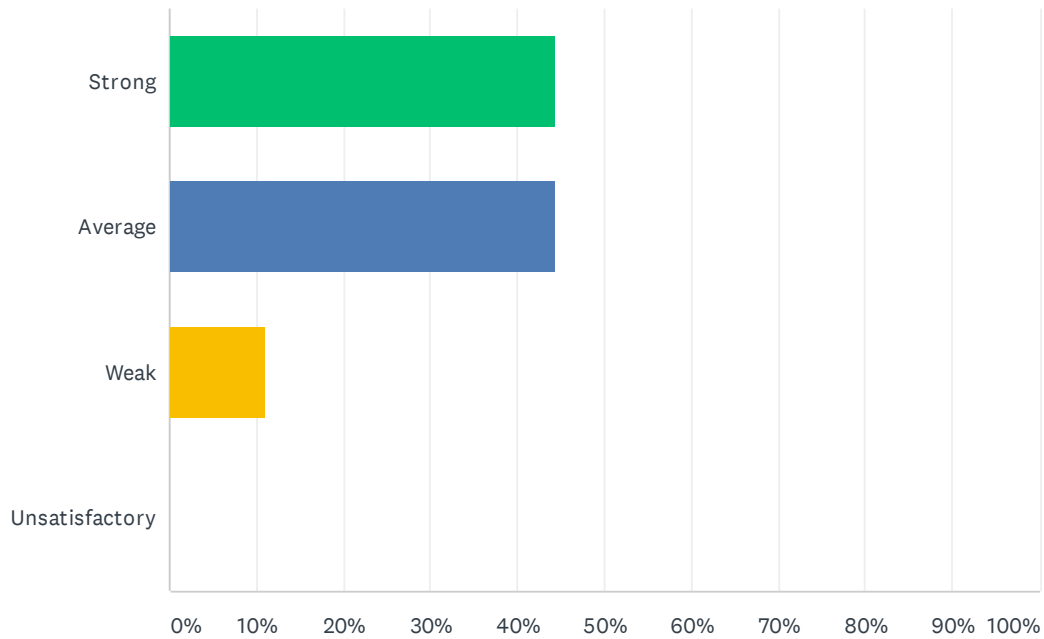
Answered: 18 Skipped: 0



ANSWER CHOICES	RESPONSES	
Strong	33.33%	6
Average	50.00%	9
Weak	11.11%	2
Unsatisfactory	5.56%	1
<b>TOTAL</b>		<b>18</b>

## Q4 Site administration treats staff with respect; you feel like a valued member of a team

Answered: 18 Skipped: 0

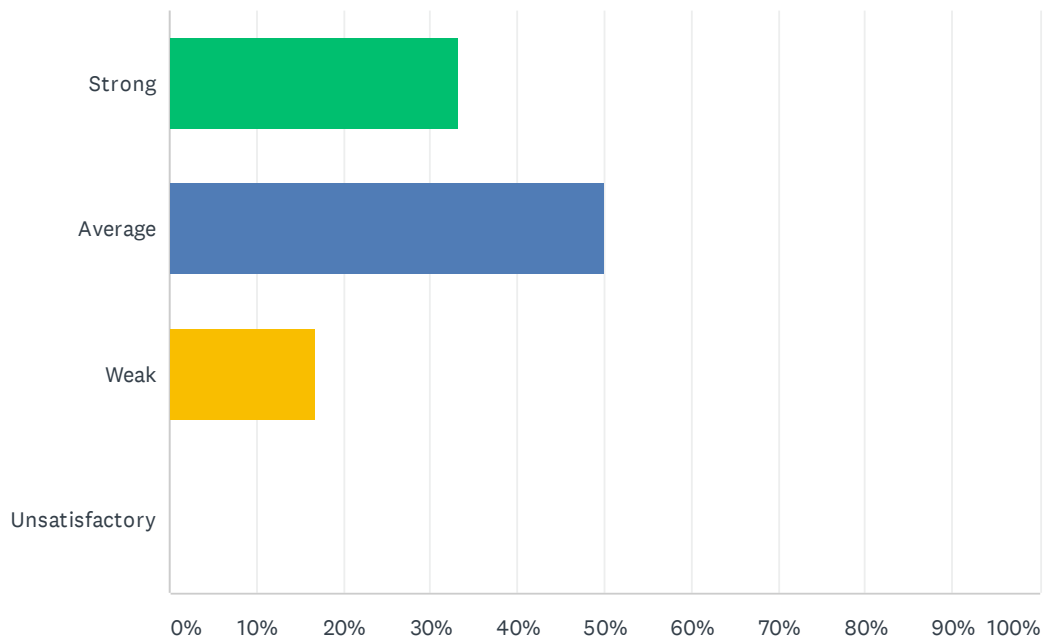


ANSWER CHOICES	RESPONSES	
Strong	44.44%	8
Average	44.44%	8
Weak	11.11%	2
Unsatisfactory	0.00%	0
<b>TOTAL</b>		<b>18</b>



### Q5 Site administration conducts classroom visits (walk-through) in least the disruptive manner and leaves timely feedback (within 24 hours).

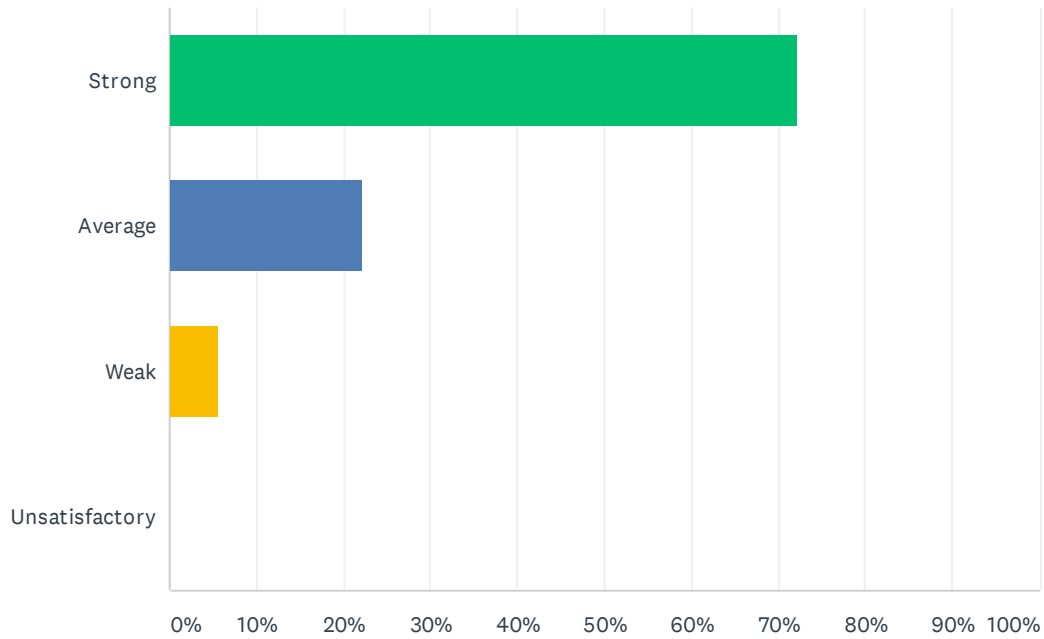
Answered: 18 Skipped: 0



ANSWER CHOICES	RESPONSES	
Strong	33.33%	6
Average	50.00%	9
Weak	16.67%	3
Unsatisfactory	0.00%	0
<b>TOTAL</b>		<b>18</b>

## Q6 Site administration follows the contract and respects personal rights.

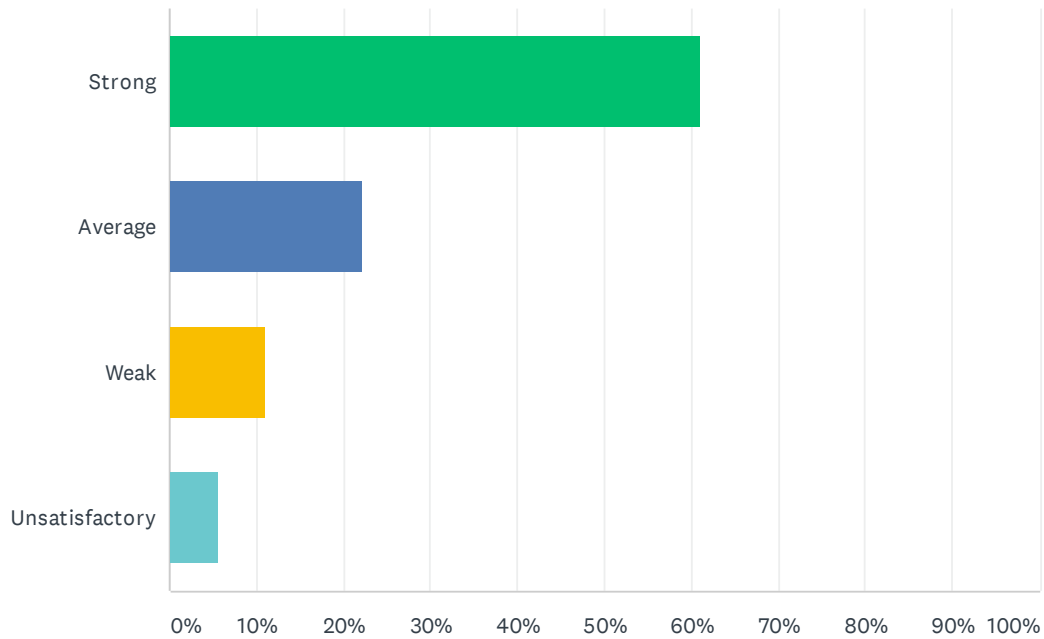
Answered: 18 Skipped: 0



ANSWER CHOICES	RESPONSES	
Strong	72.22%	13
Average	22.22%	4
Weak	5.56%	1
Unsatisfactory	0.00%	0
<b>TOTAL</b>		<b>18</b>

### Q7 Administration utilizes staff according to their job description (ie. Coaches, APL's, Specialists & Staff).

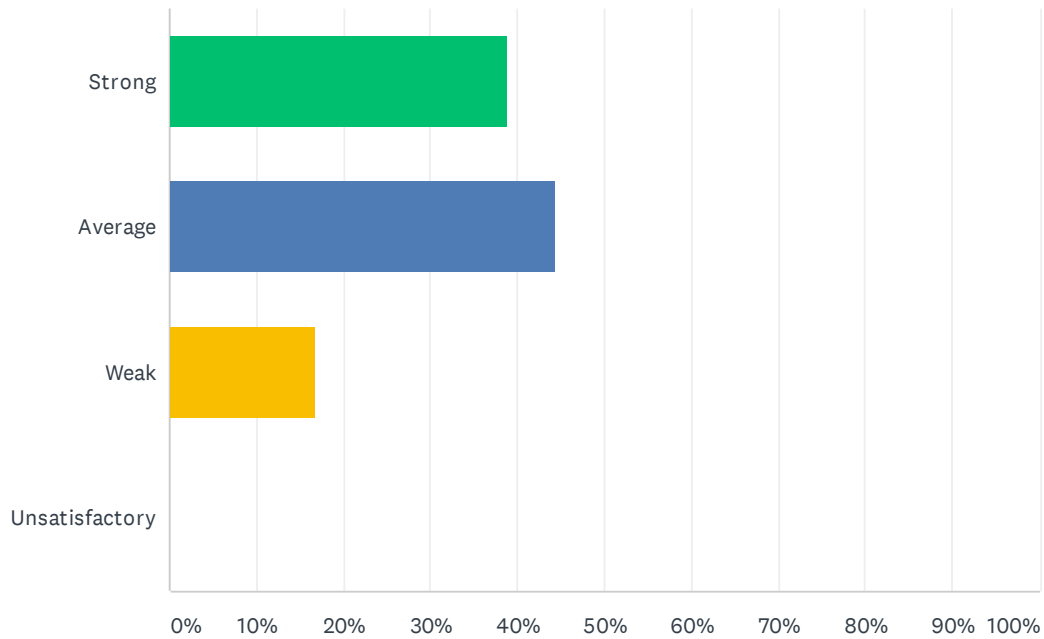
Answered: 18 Skipped: 0



ANSWER CHOICES	RESPONSES	
Strong	61.11%	11
Average	22.22%	4
Weak	11.11%	2
Unsatisfactory	5.56%	1
TOTAL		18

## Q8 Administration maintains open communication with staff, parents, and students.

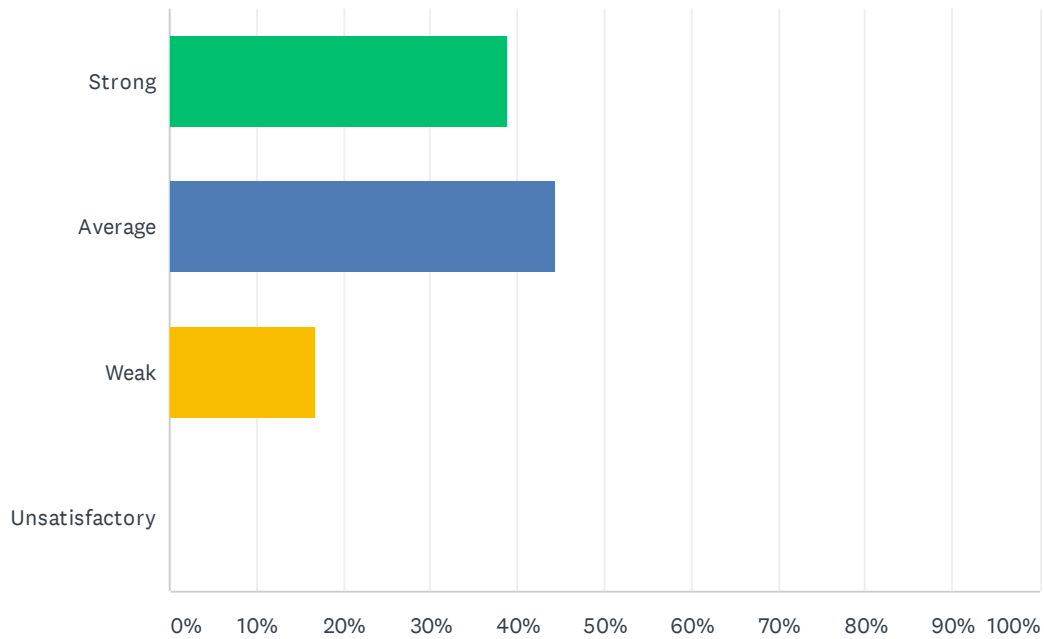
Answered: 18 Skipped: 0



ANSWER CHOICES	RESPONSES	
Strong	38.89%	7
Average	44.44%	8
Weak	16.67%	3
Unsatisfactory	0.00%	0
<b>TOTAL</b>		<b>18</b>

## Q9 Administration supports staff against attacks and criticism from parents.

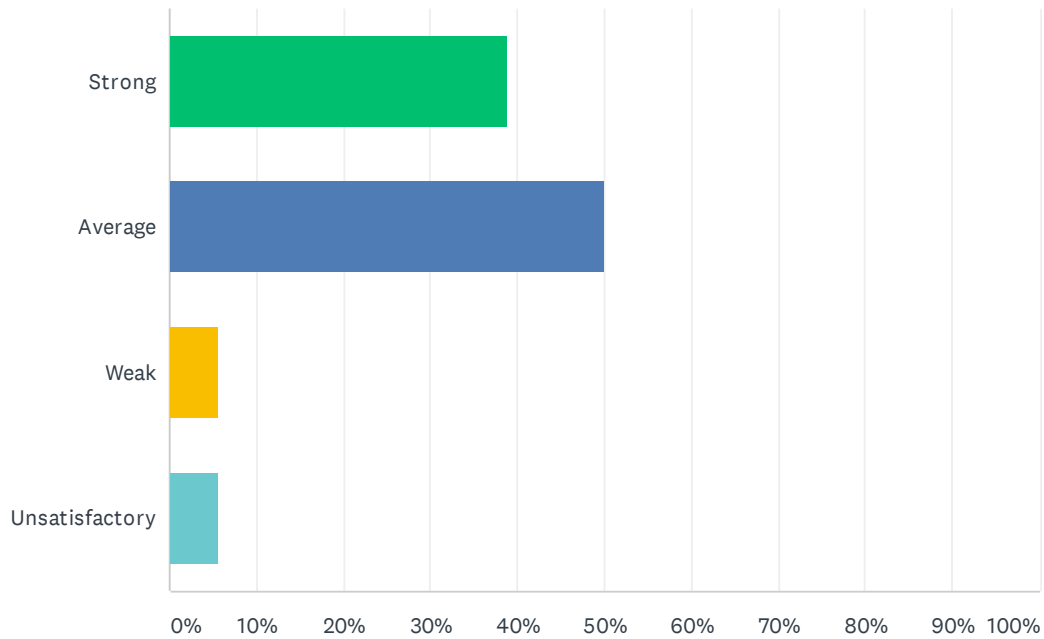
Answered: 18 Skipped: 0



ANSWER CHOICES	RESPONSES	
Strong	38.89%	7
Average	44.44%	8
Weak	16.67%	3
Unsatisfactory	0.00%	0
<b>TOTAL</b>		<b>18</b>

### Q10 Site administration treats all teachers equally; there is no preferential treatment.

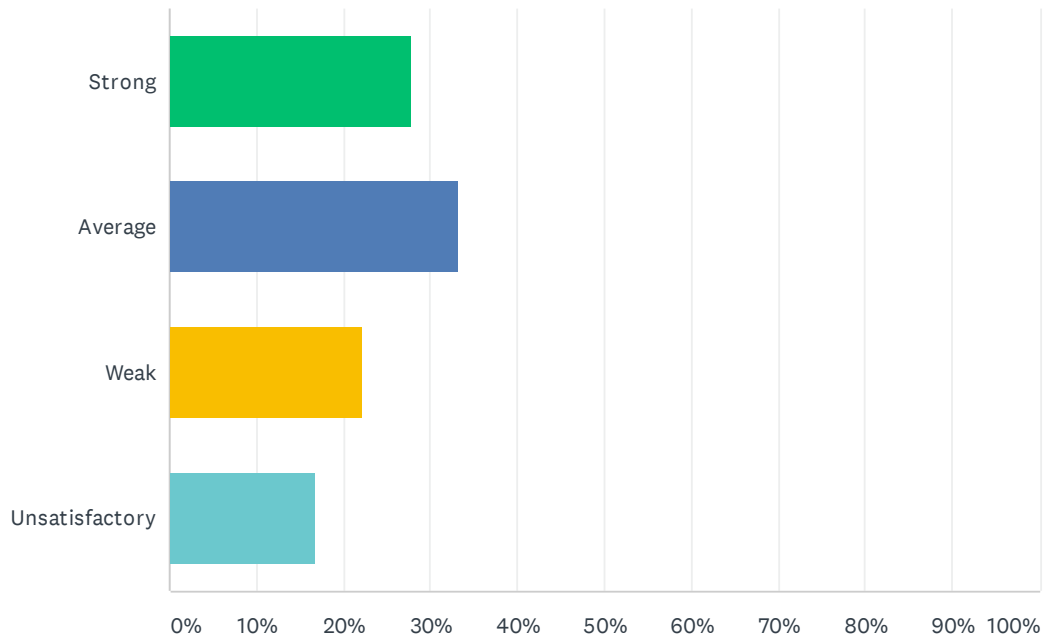
Answered: 18 Skipped: 0



ANSWER CHOICES	RESPONSES	
Strong	38.89%	7
Average	50.00%	9
Weak	5.56%	1
Unsatisfactory	5.56%	1
<b>TOTAL</b>		<b>18</b>

## Q11 Administration supports classroom discipline procedures and follows District discipline guidelines.

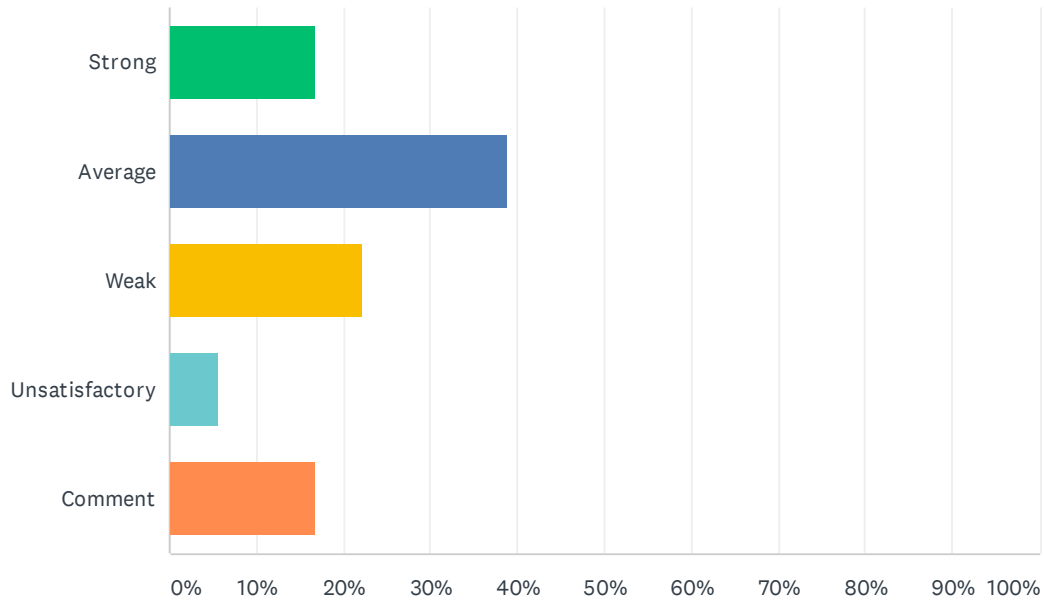
Answered: 18 Skipped: 0



ANSWER CHOICES	RESPONSES	
Strong	27.78%	5
Average	33.33%	6
Weak	22.22%	4
Unsatisfactory	16.67%	3
<b>TOTAL</b>		<b>18</b>

### Q12 Administration processes ODR's (Office Disciplinary Referrals) within 48 hours and supports staff when discipline moves beyond classroom managed behaviors.

Answered: 18 Skipped: 0

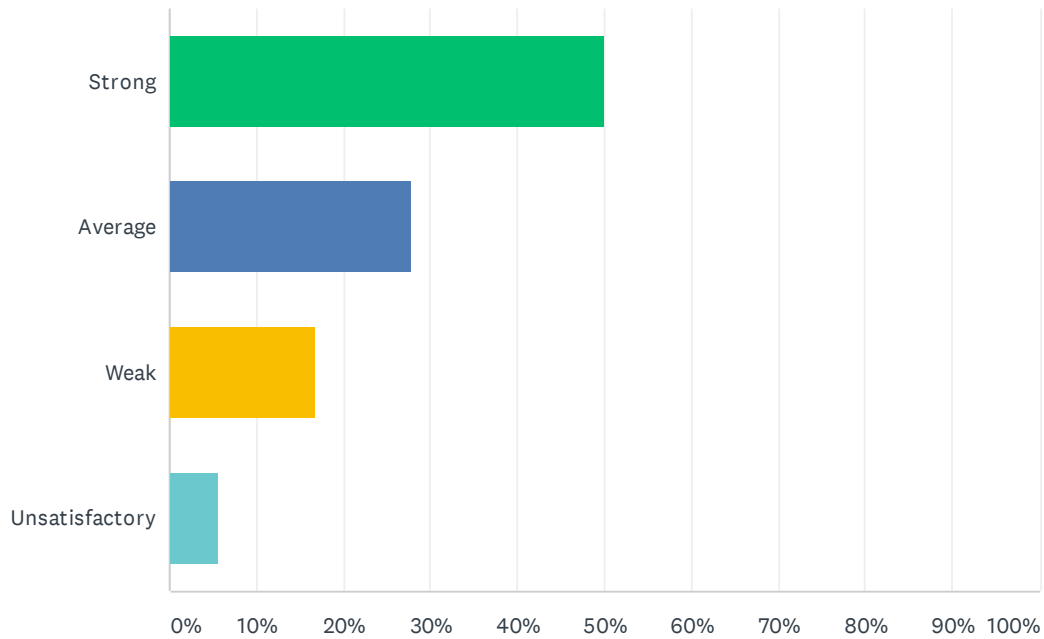


ANSWER CHOICES	RESPONSES	
Strong	16.67%	3
Average	38.89%	7
Weak	22.22%	4
Unsatisfactory	5.56%	1
Comment	16.67%	3
<b>TOTAL</b>		<b>18</b>



### Q13 Administration treats teachers as professionals; the teacher's word is not disregarded in favor of the student's.

Answered: 18 Skipped: 0



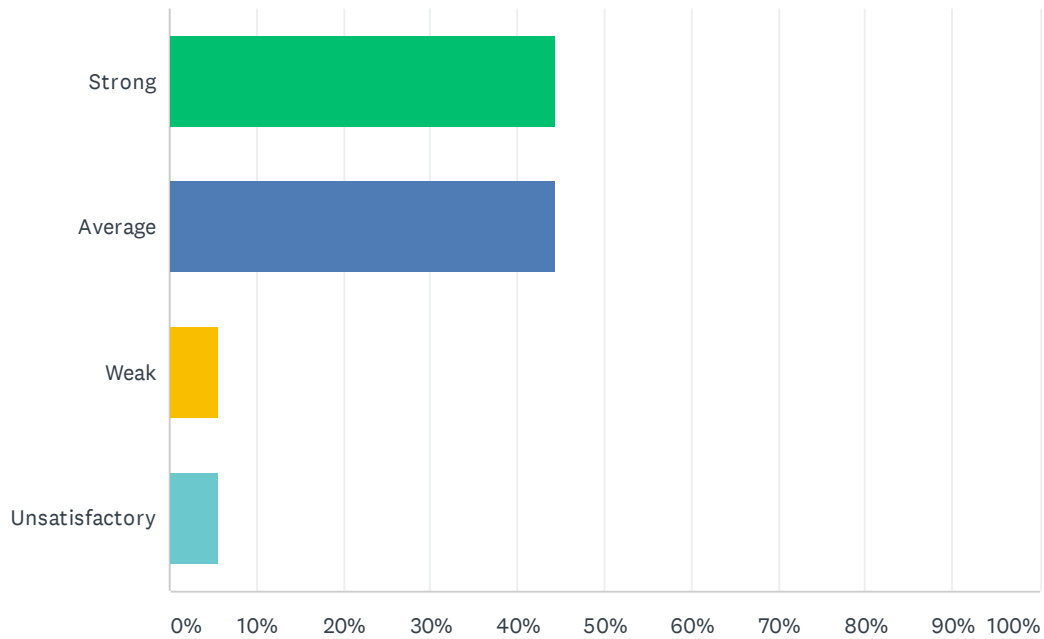
ANSWER CHOICES	RESPONSES	
Strong	50.00%	9
Average	27.78%	5
Weak	16.67%	3
Unsatisfactory	5.56%	1
<b>TOTAL</b>		<b>18</b>

**Q14 How do you feel that your administration positively/negatively impacts working conditions at your site?**

Answered: 10 Skipped: 8

## Q15 Site staff is involved in setting school policies and budgetary priorities.

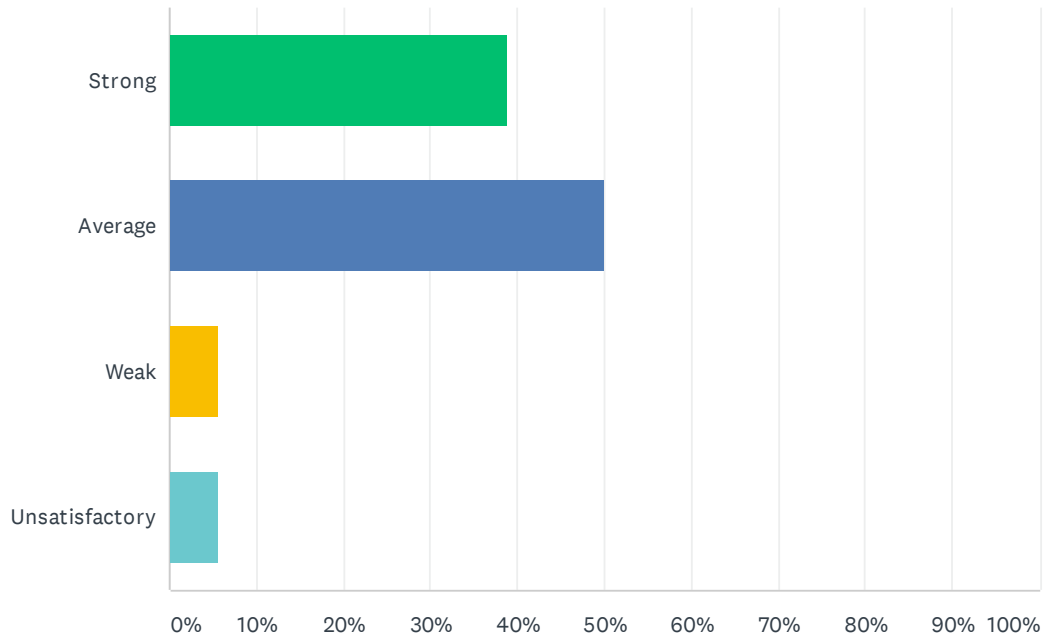
Answered: 18 Skipped: 0



ANSWER CHOICES	RESPONSES	
Strong	44.44%	8
Average	44.44%	8
Weak	5.56%	1
Unsatisfactory	5.56%	1
<b>TOTAL</b>		<b>18</b>

### Q16 Site meetings are productive and not excessive.

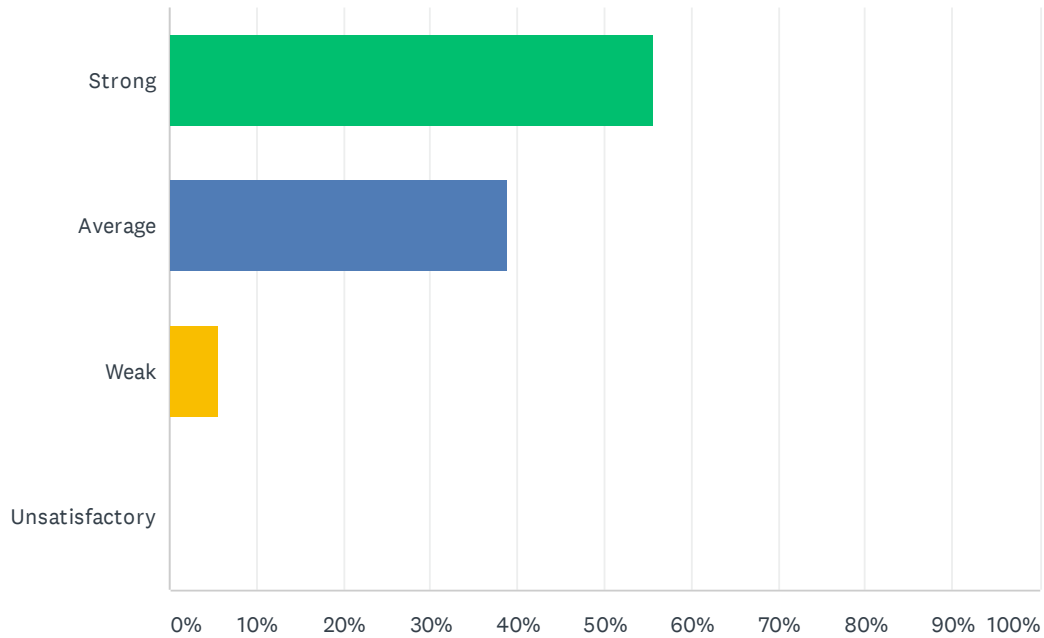
Answered: 18 Skipped: 0



ANSWER CHOICES	RESPONSES	
Strong	38.89%	7
Average	50.00%	9
Weak	5.56%	1
Unsatisfactory	5.56%	1
<b>TOTAL</b>		<b>18</b>

Q17 Bank days are used for PLC activities; Site administration uses two Bank Days a month and staff gets uninterrupted planning/preparation time twice a month during Bank Days.

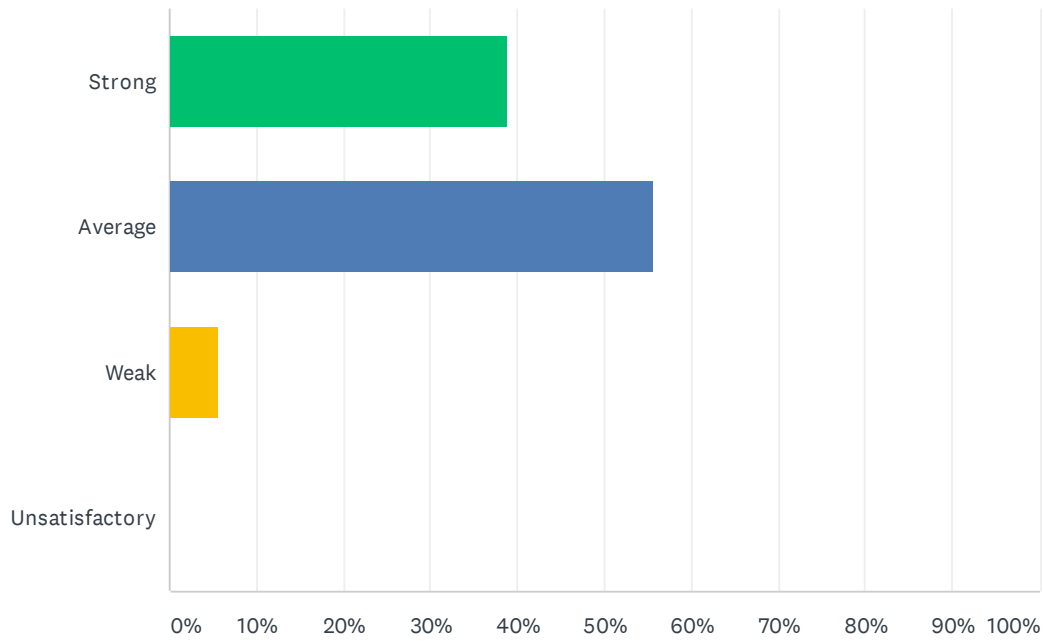
Answered: 18 Skipped: 0



ANSWER CHOICES	RESPONSES
Strong	55.56% 10
Average	38.89% 7
Weak	5.56% 1
Unsatisfactory	0.00% 0
TOTAL	18

### Q18 My site receives daily consecutive uninterrupted planning/preparation time. (30 minutes / 40 minutes)

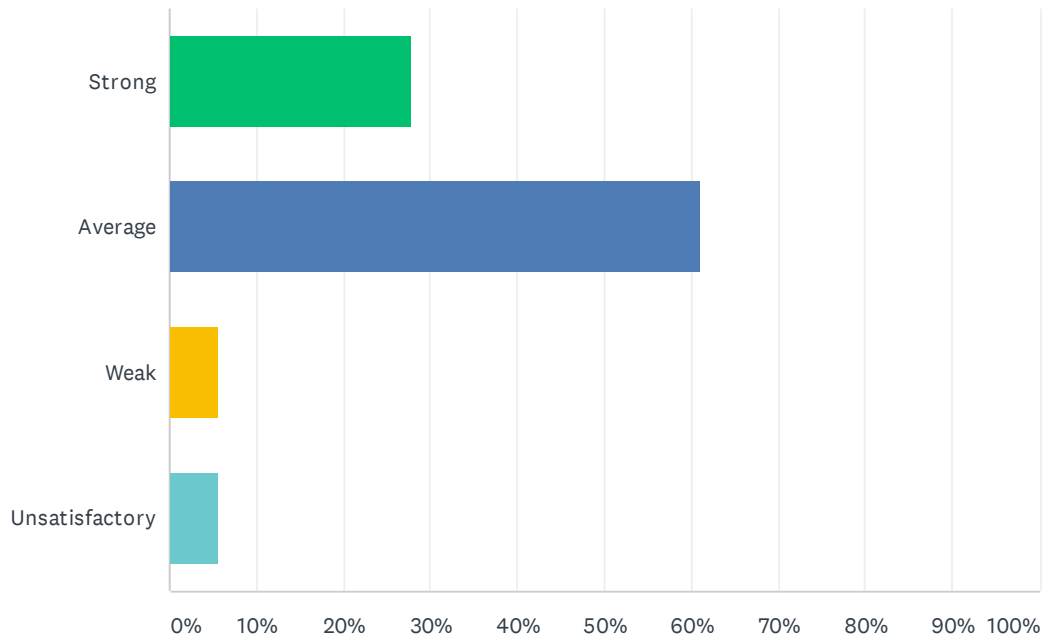
Answered: 18 Skipped: 0



ANSWER CHOICES	RESPONSES	
Strong	38.89%	7
Average	55.56%	10
Weak	5.56%	1
Unsatisfactory	0.00%	0
<b>TOTAL</b>		<b>18</b>

### Q19 Staff is given time to input district required data (ie. Benchmarks, Dibels, CFAs, Report Card, and etc).

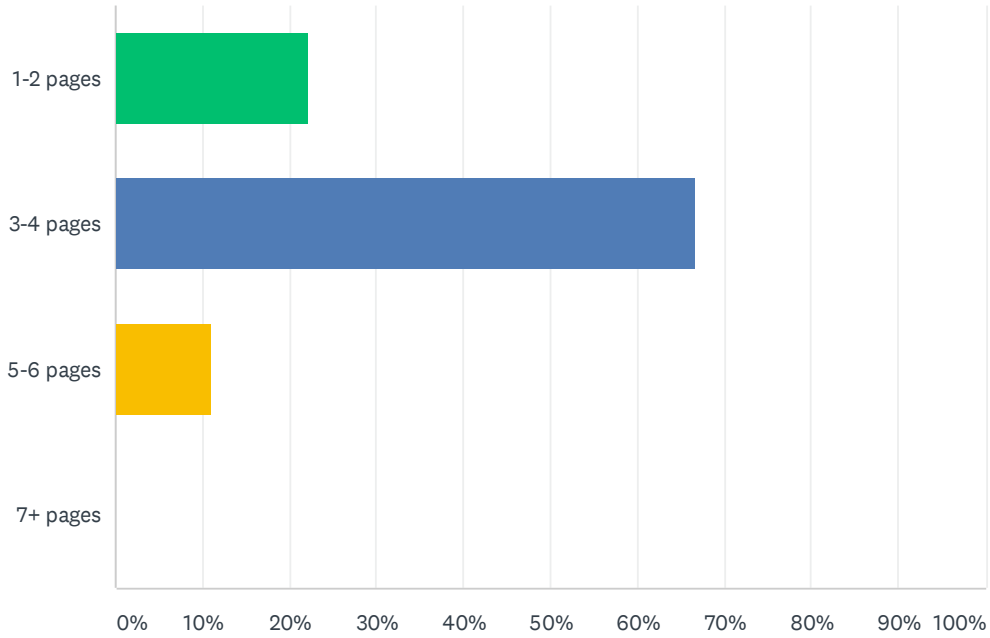
Answered: 18 Skipped: 0



ANSWER CHOICES	RESPONSES
Strong	27.78% 5
Average	61.11% 11
Weak	5.56% 1
Unsatisfactory	5.56% 1
<b>TOTAL</b>	<b>18</b>

## Q20 Teachers are required to submit complete, but not excessively lengthy lesson plans.

Answered: 18 Skipped: 0

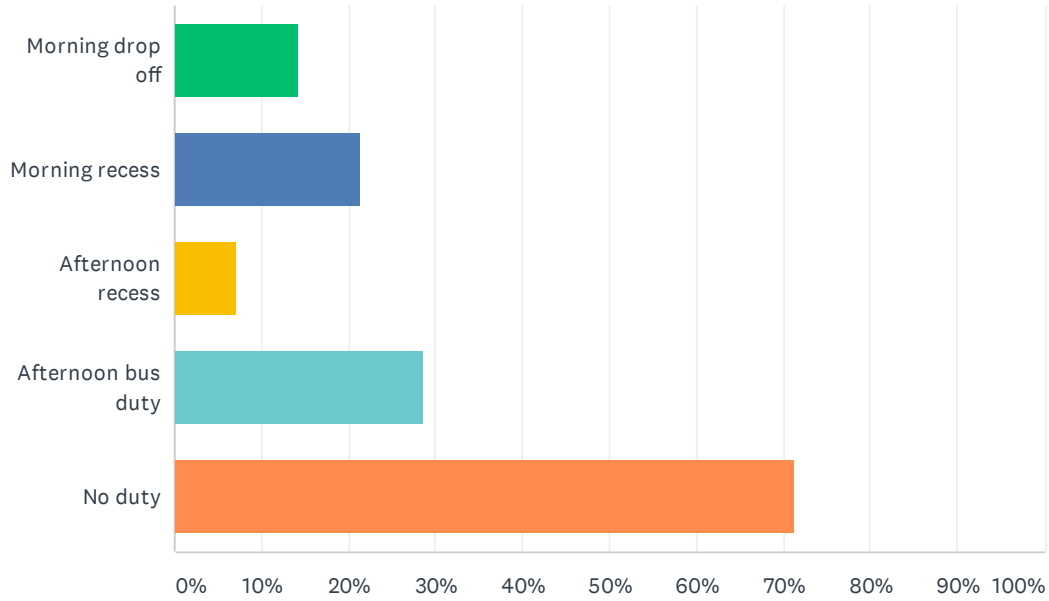


ANSWER CHOICES	RESPONSES	
1-2 pages	22.22%	4
3-4 pages	66.67%	12
5-6 pages	11.11%	2
7+ pages	0.00%	0
<b>TOTAL</b>		<b>18</b>



## Q21 Staff has recess and/or bus duty.

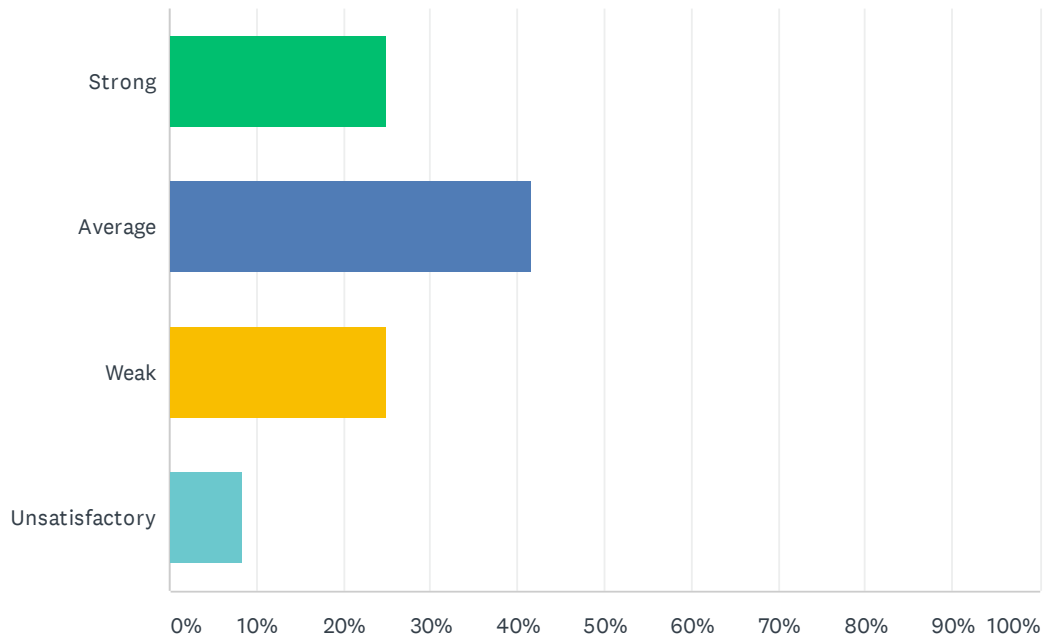
Answered: 14 Skipped: 4



ANSWER CHOICES	RESPONSES	
Morning drop off	14.29%	2
Morning recess	21.43%	3
Afternoon recess	7.14%	1
Afternoon bus duty	28.57%	4
No duty	71.43%	10
Total Respondents: 14		

## Q22 The Special Education Department is assisting you with your questions, problems, and concerns.

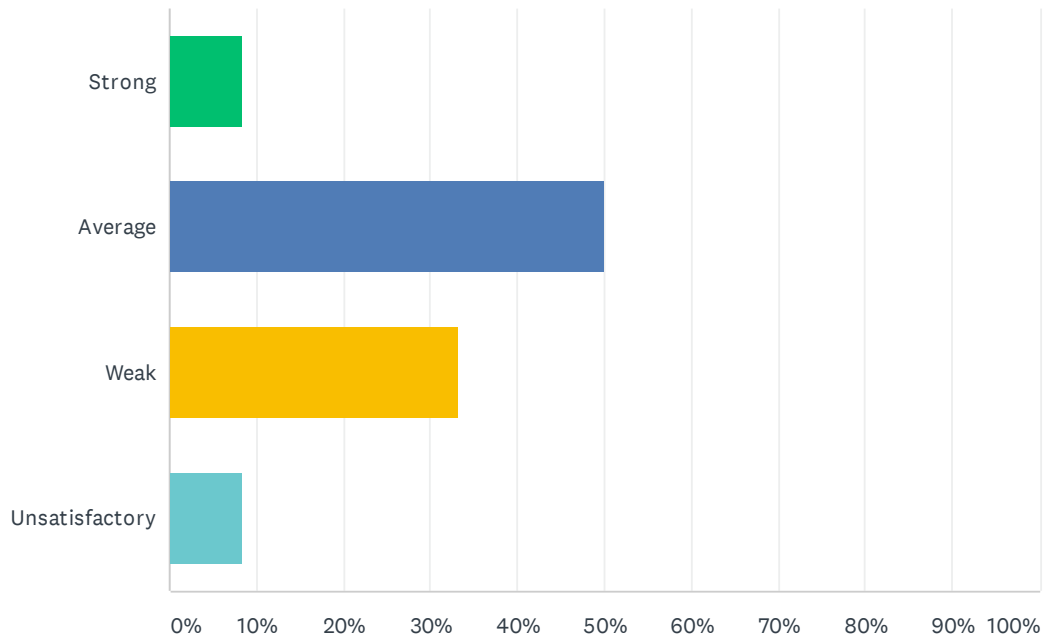
Answered: 12 Skipped: 6



ANSWER CHOICES	RESPONSES	
Strong	25.00%	3
Average	41.67%	5
Weak	25.00%	3
Unsatisfactory	8.33%	1
<b>TOTAL</b>		<b>12</b>

### Q23 Special Education class size is balanced within each program to ensure student safety and individualized instruction.

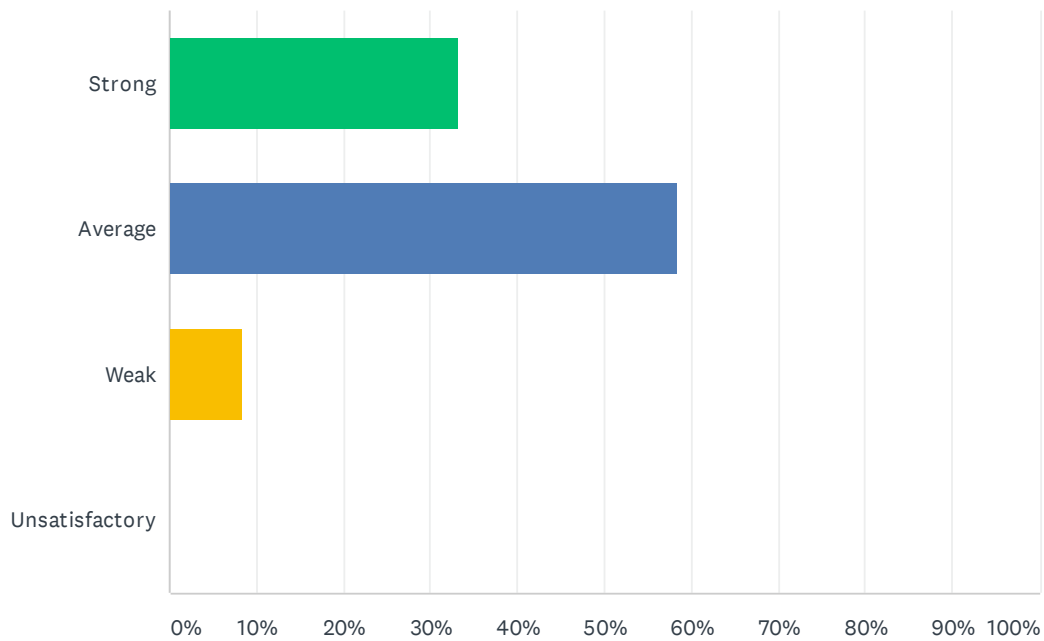
Answered: 12 Skipped: 6



ANSWER CHOICES	RESPONSES	
Strong	8.33%	1
Average	50.00%	6
Weak	33.33%	4
Unsatisfactory	8.33%	1
<b>TOTAL</b>		<b>12</b>

## Q24 Special education teachers have opportunities to participate in school-based, content area staff development.

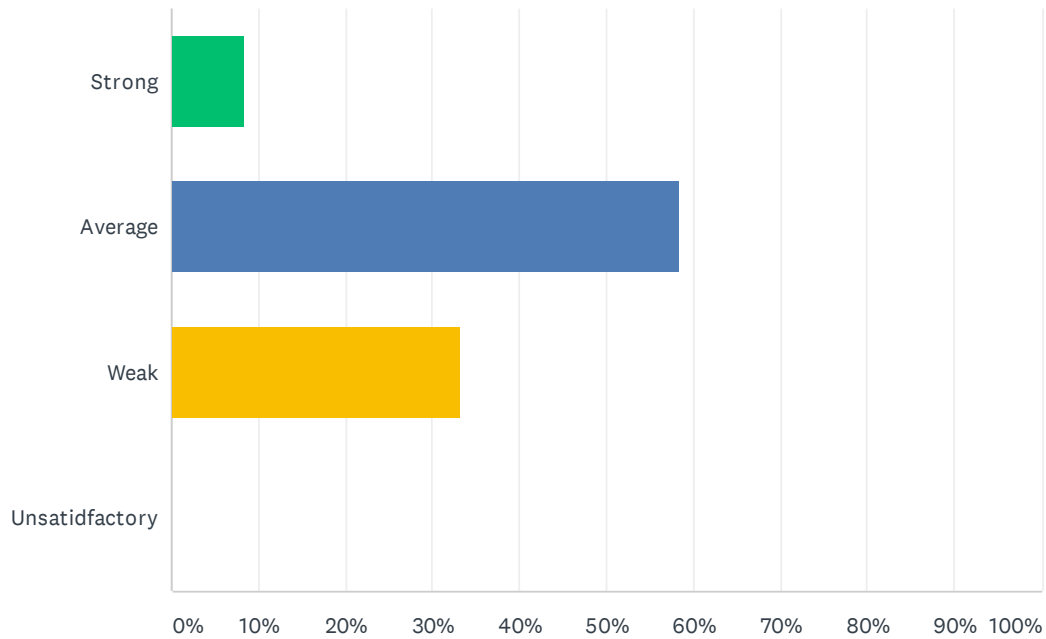
Answered: 12 Skipped: 6



ANSWER CHOICES	RESPONSES	
Strong	33.33%	4
Average	58.33%	7
Weak	8.33%	1
Unsatisfactory	0.00%	0
<b>TOTAL</b>		<b>12</b>

## Q25 Special education teachers have needed access to ALL instructional resources provided to the general education teachers.

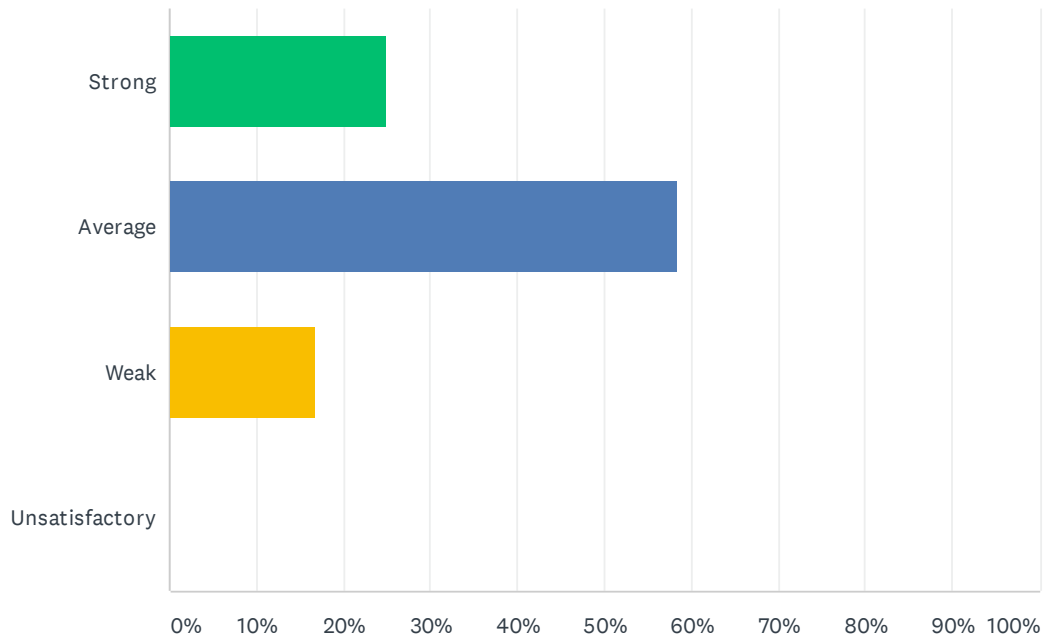
Answered: 12 Skipped: 6



ANSWER CHOICES	RESPONSES	
Strong	8.33%	1
Average	58.33%	7
Weak	33.33%	4
Unsatisfactory	0.00%	0
<b>TOTAL</b>		<b>12</b>

### Q26 Special education teachers are adequately trained in the administration of state assessments and District IEP's.

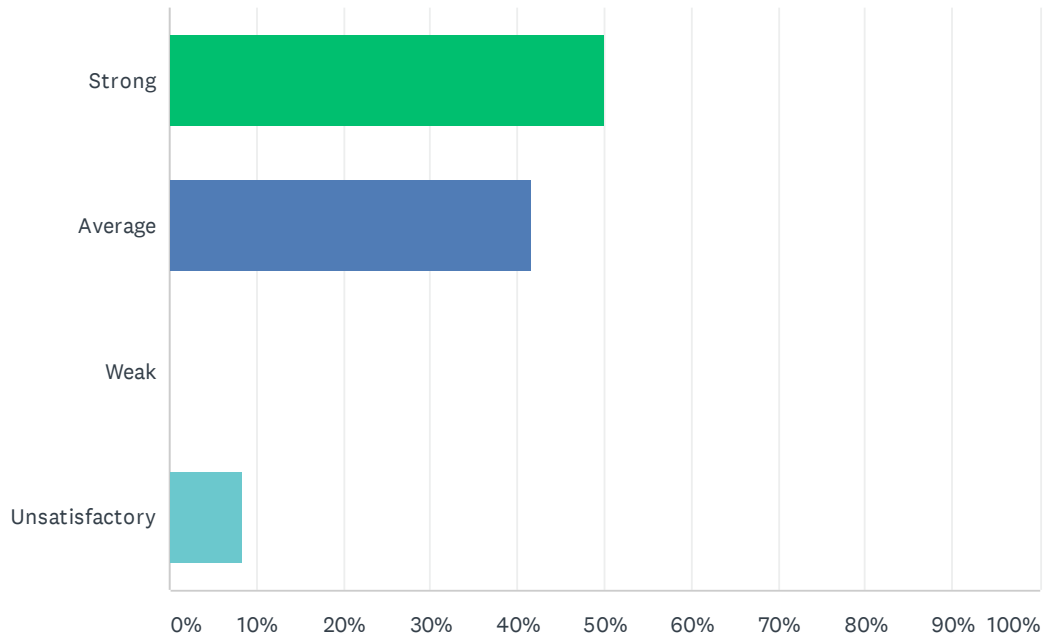
Answered: 12 Skipped: 6



ANSWER CHOICES	RESPONSES	
Strong	25.00%	3
Average	58.33%	7
Weak	16.67%	2
Unsatisfactory	0.00%	0
<b>TOTAL</b>		<b>12</b>

### Q27 The site principal is accessible to discuss special education issues.

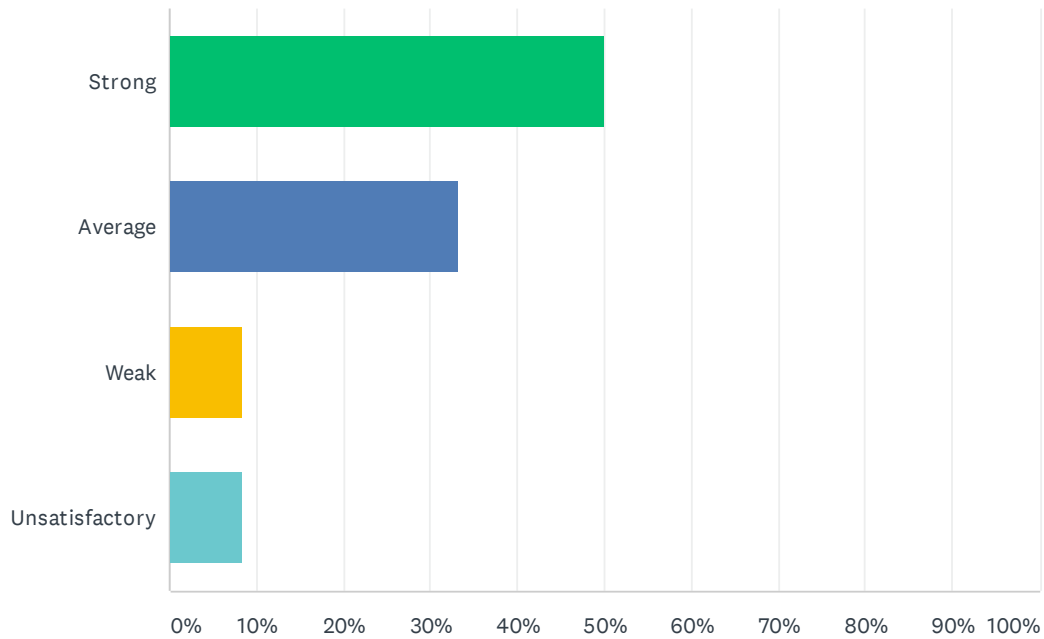
Answered: 12 Skipped: 6



ANSWER CHOICES	RESPONSES	
Strong	50.00%	6
Average	41.67%	5
Weak	0.00%	0
Unsatisfactory	8.33%	1
<b>TOTAL</b>		<b>12</b>

## Q28 The site principal promotes equal opportunities for all students to learn.

Answered: 12 Skipped: 6

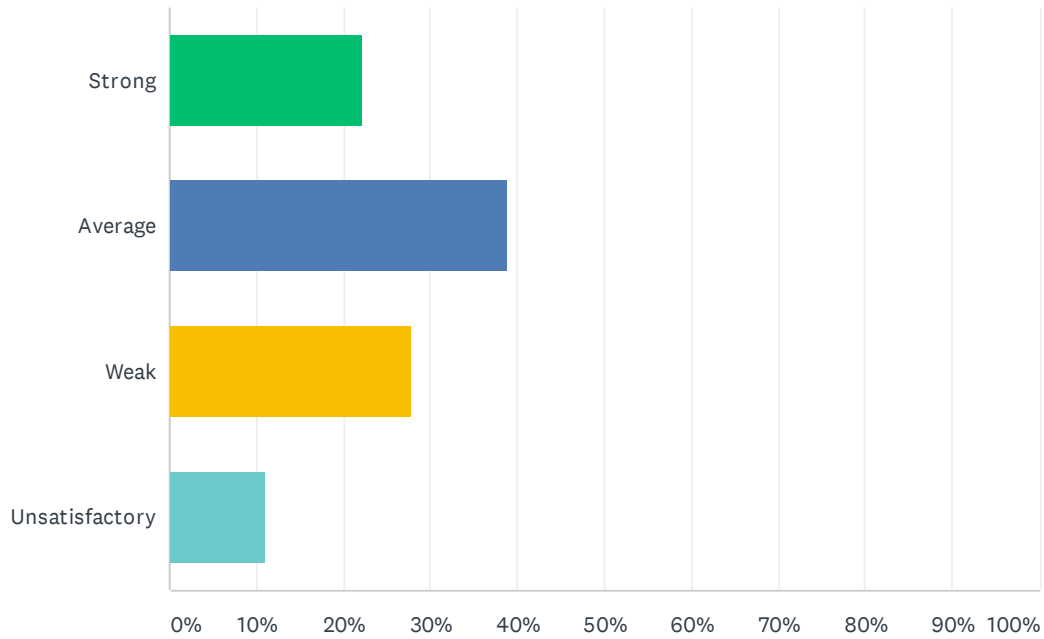


ANSWER CHOICES	RESPONSES	
Strong	50.00%	6
Average	33.33%	4
Weak	8.33%	1
Unsatisfactory	8.33%	1
<b>TOTAL</b>		<b>12</b>



## Q29 PBIS is used effectively and is improving behavior.

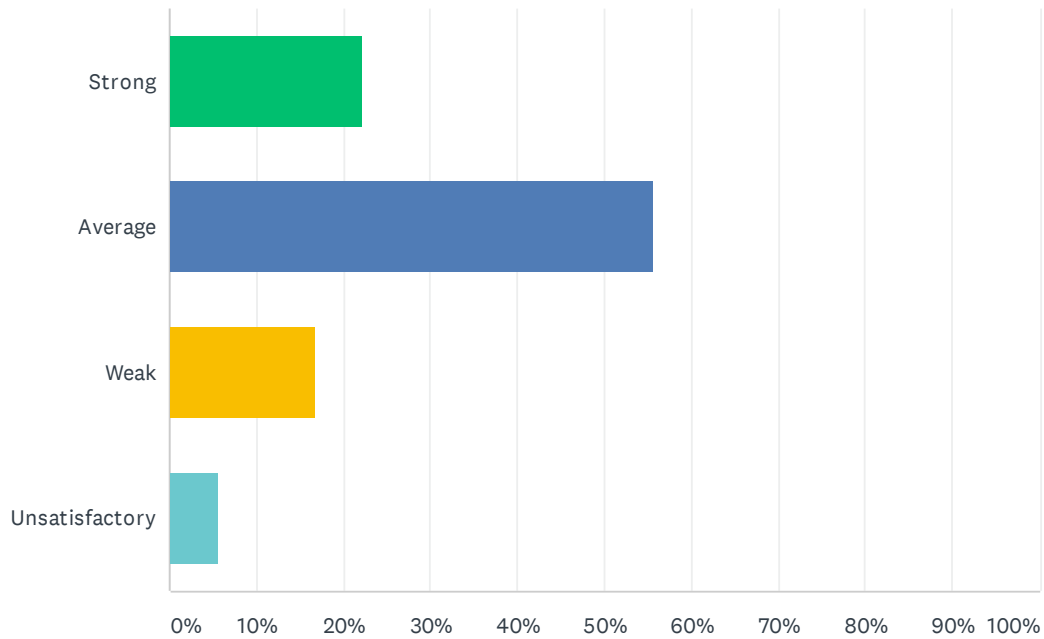
Answered: 18 Skipped: 0



ANSWER CHOICES	RESPONSES	
Strong	22.22%	4
Average	38.89%	7
Weak	27.78%	5
Unsatisfactory	11.11%	2
<b>TOTAL</b>		<b>18</b>

### Q30 PBIS and Behavior Intervention Specialists are creating a safer environment at my site.

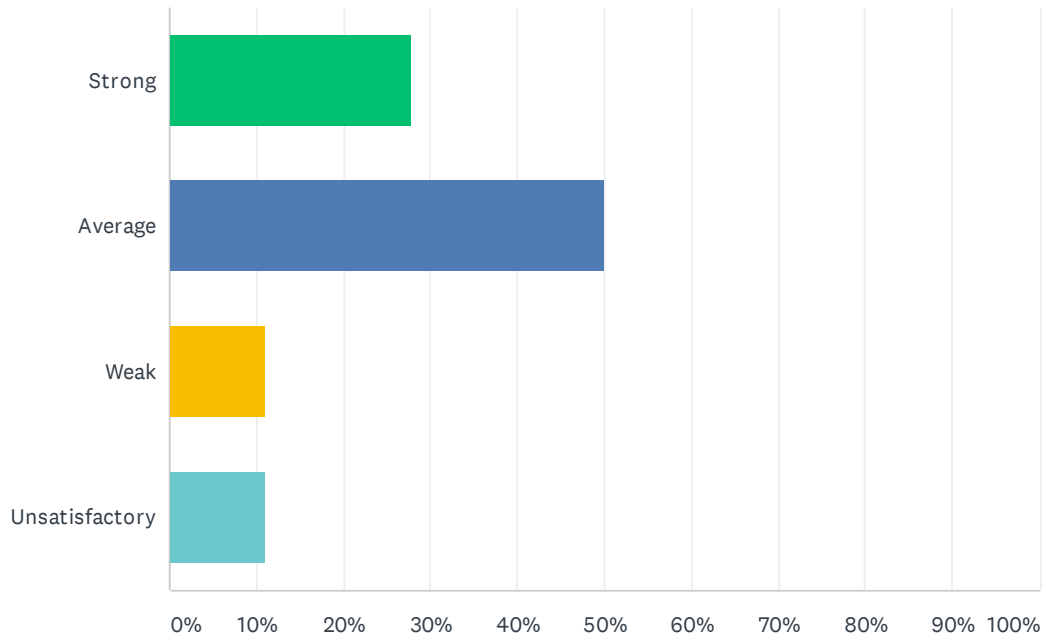
Answered: 18 Skipped: 0



ANSWER CHOICES	RESPONSES	
Strong	22.22%	4
Average	55.56%	10
Weak	16.67%	3
Unsatisfactory	5.56%	1
<b>TOTAL</b>		<b>18</b>

### Q31 Staff and students feel safe at my site.

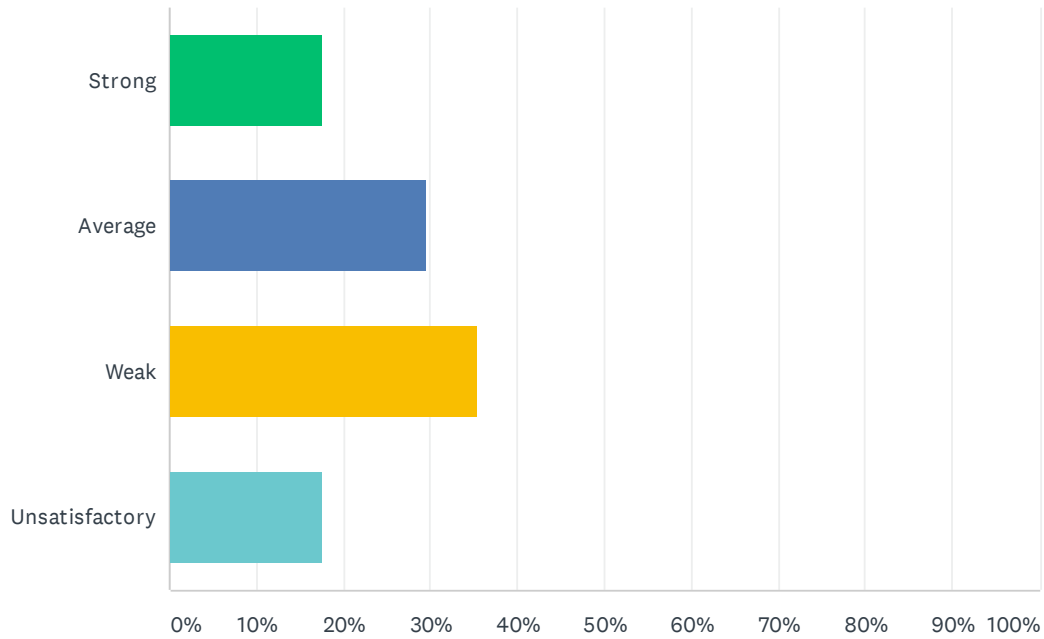
Answered: 18 Skipped: 0



ANSWER CHOICES	RESPONSES
Strong	27.78% 5
Average	50.00% 9
Weak	11.11% 2
Unsatisfactory	11.11% 2
<b>TOTAL</b>	<b>18</b>

### Q32 Discipline is improving at my site and not interfering with learning.

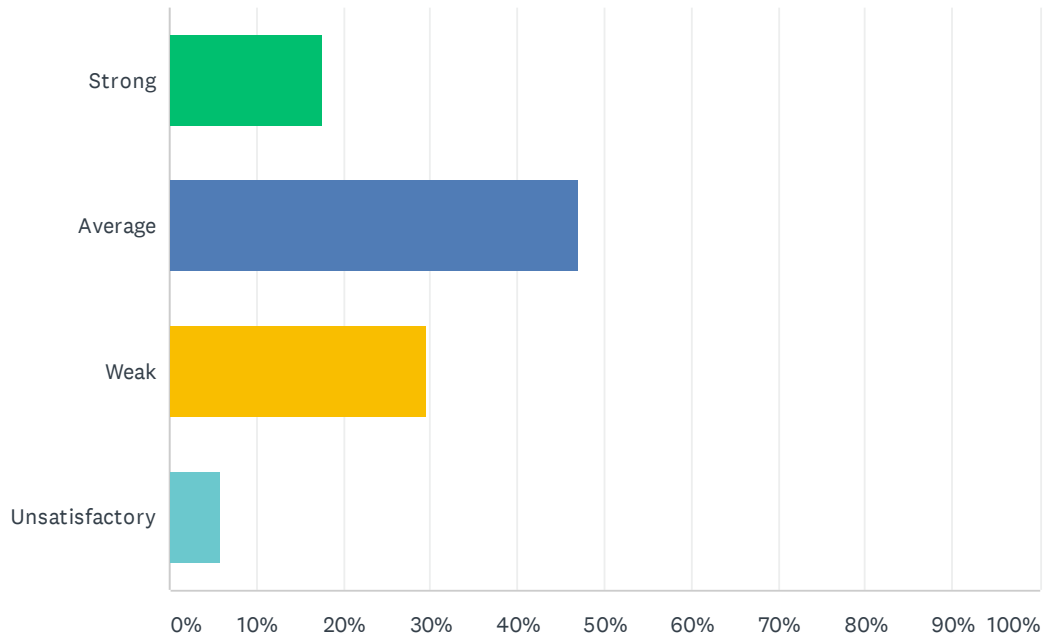
Answered: 17 Skipped: 1



ANSWER CHOICES	RESPONSES	
Strong	17.65%	3
Average	29.41%	5
Weak	35.29%	6
Unsatisfactory	17.65%	3
<b>TOTAL</b>		<b>17</b>

### Q33 Positive referrals are an effective tool in improving discipline.

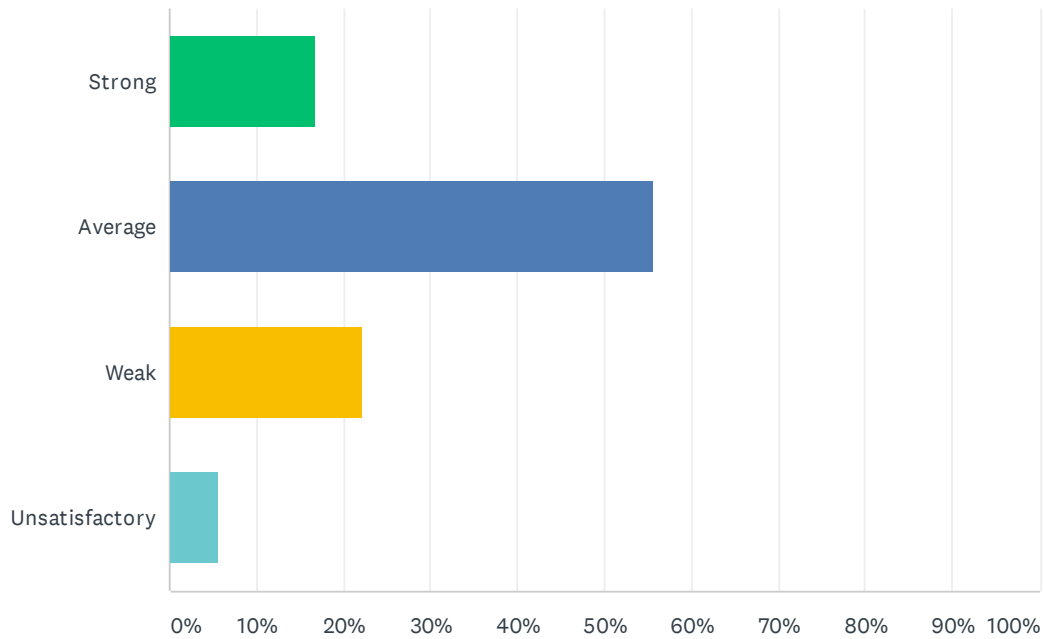
Answered: 17 Skipped: 1



ANSWER CHOICES	RESPONSES	
Strong	17.65%	3
Average	47.06%	8
Weak	29.41%	5
Unsatisfactory	5.88%	1
<b>TOTAL</b>		<b>17</b>

### Q34 When ODR's (office disciplinary referral) are written the teacher's word is valued and trusted.

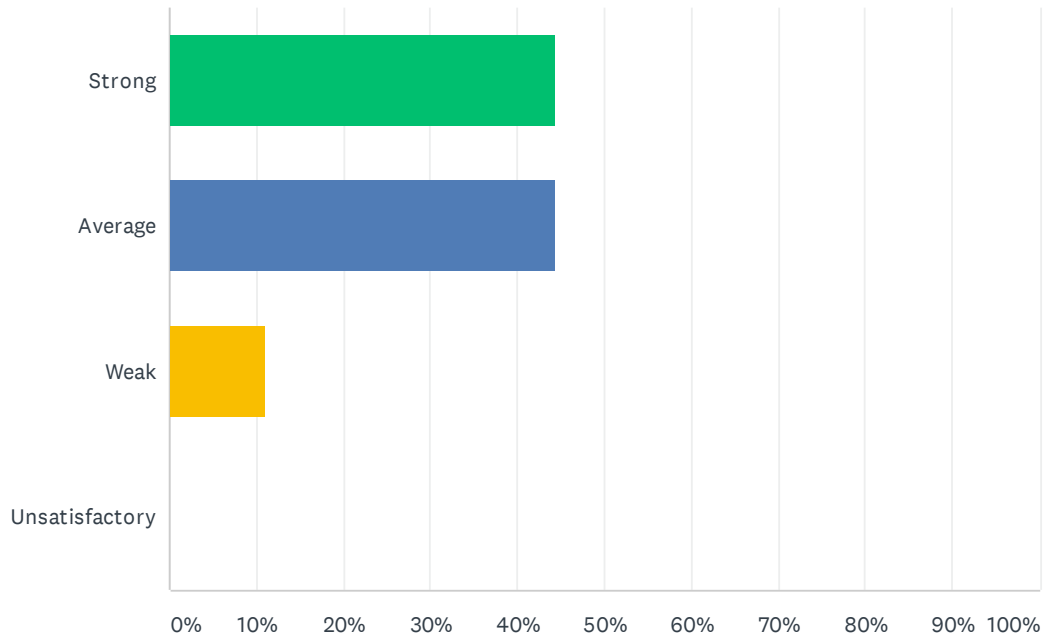
Answered: 18 Skipped: 0



ANSWER CHOICES	RESPONSES	
Strong	16.67%	3
Average	55.56%	10
Weak	22.22%	4
Unsatisfactory	5.56%	1
<b>TOTAL</b>		<b>18</b>

### Q35 My site has a positive atmosphere.

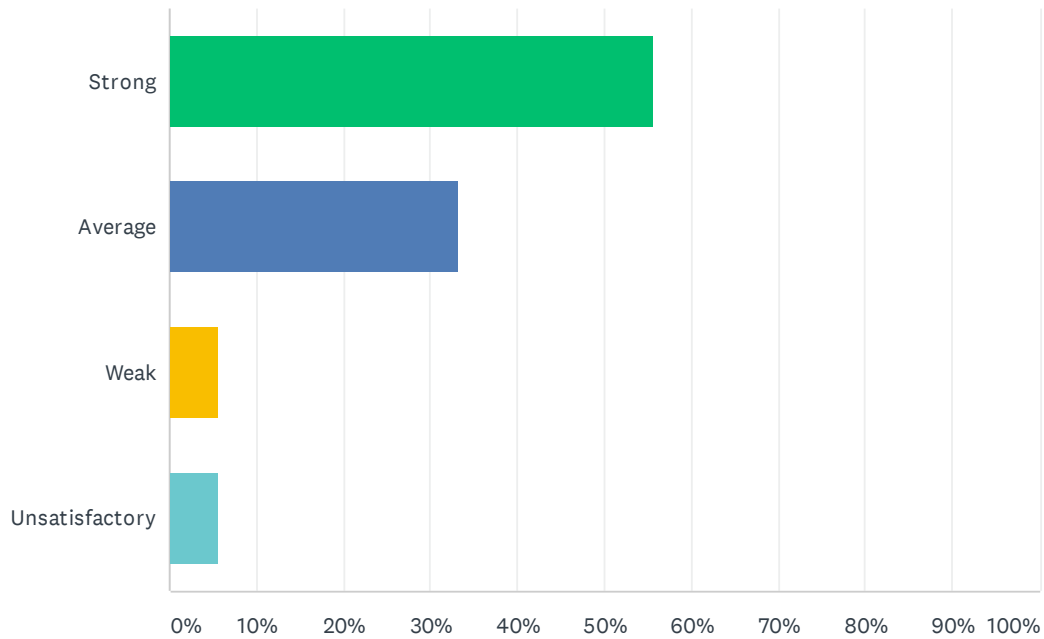
Answered: 18 Skipped: 0



ANSWER CHOICES	RESPONSES	
Strong	44.44%	8
Average	44.44%	8
Weak	11.11%	2
Unsatisfactory	0.00%	0
<b>TOTAL</b>		<b>18</b>

### Q36 I would recommend my site to other employees and prospective teachers.

Answered: 18 Skipped: 0



ANSWER CHOICES	RESPONSES	
Strong	55.56%	10
Average	33.33%	6
Weak	5.56%	1
Unsatisfactory	5.56%	1
<b>TOTAL</b>		<b>18</b>