



PART OF THE *Johnson & Johnson* FAMILY OF COMPANIES

# MENTOR<sup>®</sup> PRODUCT GUIDE

Breast Implants, Sizers  
and Tissue Expanders

EFFECTIVE 2021

**#1**  
**GLOBAL  
BRAND<sup>1</sup>**

# Contents



# Mentor® MemoryGel® Xtra Breast Implant Profiles

## SILTEX® Microtextured Round Moderate Plus Xtra Profile



Volume (cc)	Diameter (cm)	Projection (cm)	Lower Pole Arc C-D cm	Catalog #	Resterilizable Gel Sizer†
130	9.1	3.1	6.6cm	<b>TMPX-130</b>	RSZ-MPX-130
160	9.5	3.3	6.9cm	<b>TMPX-160</b>	RSZ-MPX-160
190	10.1	3.5	7.3cm	<b>TMPX-190</b>	RSZ-MPX-190
215	10.5	3.6	7.5cm	<b>TMPX-215</b>	RSZ-MPX-215
240	10.9	3.8	7.8cm	<b>TMPX-240</b>	RSZ-MPX-240
270	11.4	3.9	8.1cm	<b>TMPX-270</b>	RSZ-MPX-270
295	11.6	4.1	8.3cm	<b>TMPX-295</b>	RSZ-MPX-295
325	11.9	4.2	8.5cm	<b>TMPX-325</b>	RSZ-MPX-325
350	12.2	4.3	8.7cm	<b>TMPX-350</b>	RSZ-MPX-350
370	12.7	4.3	8.9cm	<b>TMPX-370</b>	RSZ-MPX-370
405	12.8	4.5	9.1cm	<b>TMPX-405</b>	RSZ-MPX-405
440	13.1	4.8	9.3cm	<b>TMPX-440</b>	RSZ-MPX-440
490	13.6	4.8	9.7cm	<b>TMPX-490</b>	RSZ-MPX-490
545	14.1	5.0	10.0cm	<b>TMPX-545</b>	RSZ-MPX-545
605	14.4	5.3	10.3cm	<b>TMPX-605</b>	RSZ-MPX-605
645	15.0	5.3	10.6cm	<b>TMPX-645</b>	RSZ-MPX-645
755	15.7	5.6	11.1cm	<b>TMPX-755</b>	RSZ-MPX-755

† Resterilizable up to 10 times.

# Mentor® MemoryGel® Xtra Breast Implant Profiles

## SILTEX® Microtextured Round High Xtra Profile



Volume (cc)	Diameter (cm)	Projection (cm)	Lower Pole Arc C-D cm	Catalog #	Resterilizable Gel Sizer†
150	8.4	4.2	6.9cm	<b>THPX-150</b>	RSZ-THPX-150
175	9.0	4.4	7.3cm	<b>THPX-175</b>	RSZ-THPX-175
200	9.4	4.5	7.6cm	<b>THPX-200</b>	RSZ-THPX-200
230	9.8	4.8	8.0cm	<b>THPX-230</b>	RSZ-THPX-230
255	10.1	4.9	8.2cm	<b>THPX-255</b>	RSZ-THPX-255
285	10.5	5.1	8.5cm	<b>THPX-285</b>	RSZ-THPX-285
325	10.8	5.4	8.8cm	<b>THPX-325</b>	RSZ-THPX-325
340	11.1	5.4	9.0cm	<b>THPX-340</b>	RSZ-THPX-340
365	11.4	5.5	9.2cm	<b>THPX-365</b>	RSZ-THPX-365
405	11.6	5.9	9.4cm	<b>THPX-405</b>	RSZ-THPX-405
425	11.9	5.8	9.6cm	<b>THPX-425</b>	RSZ-THPX-425
455	12.1	6.0	9.8cm	<b>THPX-455</b>	RSZ-THPX-455
470	12.3	5.9	10.0cm	<b>THPX-470</b>	RSZ-THPX-470
515	12.6	6.2	10.2cm	<b>THPX-515</b>	RSZ-THPX-515
570	13.2	6.3	10.5cm	<b>THPX-570</b>	RSZ-THPX-570
620	13.4	6.5	10.9cm	<b>THPX-620</b>	RSZ-THPX-620
680	14.0	6.6	11.2cm	<b>THPX-680</b>	RSZ-THPX-680
725	14.5	6.7	11.4cm	<b>THPX-725</b>	RSZ-THPX-725
765	14.7	6.7	11.7cm	<b>THPX-765</b>	RSZ-THPX-765

† Resterilizable up to 10 times.

# Smooth Mentor® MemoryGel® Xtra Breast Implant Profiles

## Smooth Round Moderate Plus Xtra Profile



Volume (cc)	Diam. (cm)	Proj. (cm)	Lower Pole Arc C-D cm	Catalog #	Resterilizable Gel Sizer†
130	8.9	3.1	6.6	<b>SMPX-130</b>	RSZ-MPX-130
160	9.5	3.3	6.9	<b>SMPX-160</b>	RSZ-MPX-160
190	10.0	3.4	7.3	<b>SMPX-190</b>	RSZ-MPX-190
215	10.4	3.6	7.5	<b>SMPX-215</b>	RSZ-MPX-215
240	10.8	3.7	7.8	<b>SMPX-240</b>	RSZ-MPX-240
270	11.4	3.8	8.1	<b>SMPX-270</b>	RSZ-MPX-270
295	11.5	4.0	8.3	<b>SMPX-295</b>	RSZ-MPX-295
325	11.9	4.1	8.5	<b>SMPX-325</b>	RSZ-MPX-325
350	12.3	4.1	8.7	<b>SMPX-350</b>	RSZ-MPX-350
370	12.6	4.1	8.9	<b>SMPX-370</b>	RSZ-MPX-370
405	12.7	4.4	9.1	<b>SMPX-405</b>	RSZ-MPX-405
440	13.1	4.5	9.3	<b>SMPX-440</b>	RSZ-MPX-440
490	13.6	4.7	9.7	<b>SMPX-490</b>	RSZ-MPX-490
545	14.0	4.9	10.0	<b>SMPX-545</b>	RSZ-MPX-545
605	14.5	5.1	10.3	<b>SMPX-605</b>	RSZ-MPX-605
645	14.9	5.1	10.6	<b>SMPX-645</b>	RSZ-MPX-645
755	15.7	5.4	11.1	<b>SMPX-755</b>	RSZ-MPX-755

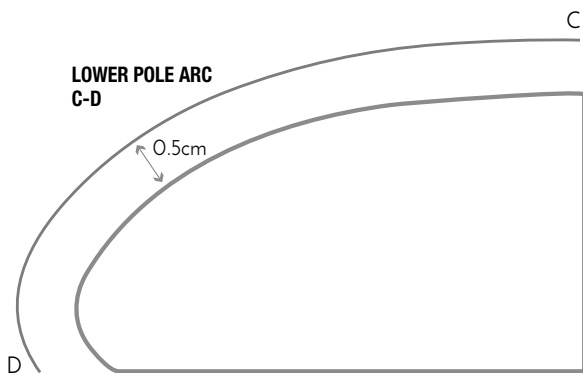
† Resterilizable up to 10 times.

# Smooth Mentor® MemoryGel® Xtra Breast Implant Profiles

## Smooth Round High Xtra Profile



Volume (cc)	Diam. (cm)	Proj. (cm)	Lower Pole Arc C-D cm	Catalog #	Resterilizable Gel Sizer†
150	8.3	4.1	6.9	<b>SHPX-150</b>	RSZ-SHPX-150
180	8.8	4.4	7.3	<b>SHPX-180</b>	RSZ-SHPX-180
200	9.2	4.5	7.6	<b>SHPX-200</b>	RSZ-SHPX-200
235	9.5	4.9	8.0	<b>SHPX-235</b>	RSZ-SHPX-235
260	9.9	5.0	8.2	<b>SHPX-260</b>	RSZ-SHPX-260
285	10.3	5.0	8.5	<b>SHPX-285</b>	RSZ-SHPX-285
335	10.7	5.4	8.8	<b>SHPX-335</b>	RSZ-SHPX-335
355	11.0	5.5	9.0	<b>SHPX-355</b>	RSZ-SHPX-355
380	11.3	5.5	9.2	<b>SHPX-380</b>	RSZ-SHPX-380
415	11.5	5.8	9.4	<b>SHPX-415</b>	RSZ-SHPX-415
450	11.9	5.9	9.6	<b>SHPX-450</b>	RSZ-SHPX-450
465	12.1	5.8	9.8	<b>SHPX-465</b>	RSZ-SHPX-465
490	12.5	5.8	10.0	<b>SHPX-490</b>	RSZ-SHPX-490
535	12.7	6.0	10.2	<b>SHPX-535</b>	RSZ-SHPX-535
595	13.1	6.3	10.5	<b>SHPX-595</b>	RSZ-SHPX-595
650	13.5	6.5	10.9	<b>SHPX-650</b>	RSZ-SHPX-650
700	14.1	6.5	11.2	<b>SHPX-700</b>	RSZ-SHPX-700
755	14.4	6.7	11.4	<b>SHPX-755</b>	RSZ-SHPX-755
790	14.8	6.7	11.7	<b>SHPX-790</b>	RSZ-SHPX-790



† Resterilizable up to 10 times.

# Smooth Mentor® MemoryGel® Breast Implant Profiles

## Smooth Round Moderate Plus Profile



Volume (cc)	Diameter (cm)	Projection (cm)	Catalog #	Resterilizable Gel Sizer†
125	8.9	2.8	<b>350-1251 BC</b>	RSZ-1251
150	9.5	2.9	<b>350-1501 BC</b>	RSZ-1501
175	10.0	3.1	<b>350-1751 BC</b>	RSZ-1751
200	10.5	3.2	<b>350-2001 BC</b>	RSZ-2001
225	10.9	3.3	<b>350-2251 BC</b>	RSZ-2251
250	11.3	3.4	<b>350-2501 BC</b>	RSZ-2501
275	11.7	3.5	<b>350-2751 BC</b>	RSZ-2751
300	12.0	3.6	<b>350-3001 BC</b>	RSZ-3001
325	12.3	3.8	<b>350-3251 BC</b>	RSZ-3251
350	12.5	3.9	<b>350-3501 BC</b>	RSZ-3501
375	12.8	4.0	<b>350-3751 BC</b>	RSZ-3751
400	13.1	4.0	<b>350-4001 BC</b>	RSZ-4001
450	13.6	4.2	<b>350-4501 BC</b>	RSZ-4501
500	14.1	4.3	<b>350-5001 BC</b>	RSZ-5001
550	14.6	4.5	<b>350-5501 BC</b>	RSZ-5501
600	15.0	4.6	<b>350-6001 BC</b>	RSZ-6001
700	15.8	4.9	<b>350-7001 BC</b>	RSZ-7001
800	16.5	5.1	<b>350-8001 BC</b>	RSZ-8001

† Resterilizable up to 10 times.

# Smooth Mentor® MemoryGel® Breast Implant Profiles

## Smooth Round High Profile



Volume (cc)	Diameter (cm)	Projection (cm)	Catalog #	Resterilizable Gel Sizer†
125	8.3	3.5	<b>350-1254 BC</b>	RSZ-1254
150	8.8	3.7	<b>350-1504 BC</b>	RSZ-1504
175	9.3	3.9	<b>350-1754 BC</b>	RSZ-1754
200	9.7	4.0	<b>350-2004 BC</b>	RSZ-2004
225	10.1	4.2	<b>350-2254 BC</b>	RSZ-2254
250	10.5	4.3	<b>350-2504 BC</b>	RSZ-2504
275	10.8	4.4	<b>350-2754 BC</b>	RSZ-2754
300	11.1	4.5	<b>350-3004 BC</b>	RSZ-3004
325	11.4	4.6	<b>350-3254 BC</b>	RSZ-3254
350	11.7	4.8	<b>350-3504 BC</b>	RSZ-3504
375	12.0	4.8	<b>350-3754 BC</b>	RSZ-3754
400	12.2	5.0	<b>350-4004 BC</b>	RSZ-4004
425	12.5	5.0	<b>350-4254 BC</b>	RSZ-4254
450	12.8	5.1	<b>350-4504 BC</b>	RSZ-4504
500	13.2	5.3	<b>350-5004 BC</b>	RSZ-5004
550	13.6	5.5	<b>350-5504 BC</b>	RSZ-5504
600	14.0	5.6	<b>350-6004 BC</b>	RSZ-6004
650	14.4	5.7	<b>350-6504 BC</b>	RSZ-6504
700	14.8	5.8	<b>350-7004 BC</b>	RSZ-7004
800	15.5	6.0	<b>350-8004 BC</b>	RSZ-8004

† Resterilizable up to 10 times.



# Smooth Mentor® MemoryGel® Breast Implant Profiles

## Smooth Round Ultra High Profile



Volume (cc)	Diameter (cm)	Projection (cm)	Catalog #	Resterilizable Gel Sizer†
135	7.8	4.1	<b>350-5135 BC</b>	RSZ-5135
160	8.2	4.3	<b>350-5160 BC</b>	RSZ-5160
185	8.4	4.4	<b>350-5185 BC</b>	RSZ-5185
215	8.7	4.5	<b>350-5215 BC</b>	RSZ-5215
240	9.0	4.7	<b>350-5240 BC</b>	RSZ-5240
270	9.3	4.8	<b>350-5270 BC</b>	RSZ-5270
295	9.7	5.0	<b>350-5295 BC</b>	RSZ-5295
320	9.8	5.1	<b>350-5320 BC</b>	RSZ-5320
350	10.1	5.2	<b>350-5350 BC</b>	RSZ-5350
375	10.4	5.3	<b>350-5375 BC</b>	RSZ-5375
400	10.6	5.4	<b>350-5400 BC</b>	RSZ-5400
430	10.9	5.6	<b>350-5430 BC</b>	RSZ-5430
455	11.2	5.7	<b>350-5455 BC</b>	RSZ-5455
480	11.4	5.8	<b>350-5480 BC</b>	RSZ-5480
535	12.0	6.1	<b>350-5535 BC</b>	RSZ-5535
590	12.5	6.3	<b>350-5590 BC</b>	RSZ-5590

† Resterilizable up to 10 times.

# Mentor® MemoryGel® Breast Implant Profiles, Cohesive I™

## SILTEX® Microtextured Round Moderate Plus Profile



Volume (cc)	Diameter (cm)	Projection (cm)	Catalog #	Resterilizable Gel Sizer†
100	8.1	2.7	354-1001	
125	8.8	2.9	354-1251	RSZ-1251
150	9.4	3.0	354-1501	RSZ-1501
175	10.0	3.2	354-1751	RSZ-1751
200	10.5	3.3	354-2001	RSZ-2001
225	10.9	3.5	354-2251	RSZ-2251
250	11.3	3.6	354-2501	RSZ-2501
275	11.7	3.7	354-2751	RSZ-2751
300	12.0	3.7	354-3001	RSZ-3001
325	12.3	3.8	354-3251	RSZ-3251
350	12.6	3.8	354-3501	RSZ-3501
375	12.9	3.9	354-3751	RSZ-3751
400	13.2	4.0	354-4001	RSZ-4001
450	13.7	4.1	354-4501	RSZ-4501
500	14.1	4.2	354-5001	RSZ-5001
550	14.4	4.4	354-5501	RSZ-5501
600	14.7	4.5	354-6001	RSZ-6001
700	15.7	4.8	354-7001	RSZ-7001
800	16.6	5.0	354-8001	RSZ-8001

† Resterilizable up to 10 times.

# Mentor® MemoryGel® Breast Implant Profiles, Cohesive I™

## SILTEX® Microtextured Round High Profile



Volume (cc)	Diameter (cm)	Projection (cm)	Catalog #	Resterilizable Gel Sizer†
125	8.4	3.6	<b>354-4125</b>	RSZ-1254
150	8.9	3.8	<b>354-4150</b>	RSZ-1504
175	9.4	4.0	<b>354-4175</b>	RSZ-1754
200	9.9	4.1	<b>354-4200</b>	RSZ-2004
225	10.2	4.3	<b>354-4225</b>	RSZ-2254
250	10.5	4.5	<b>354-4250</b>	RSZ-2504
275	10.9	4.6	<b>354-4275</b>	RSZ-2754
300	11.1	4.7	<b>354-4300</b>	RSZ-3004
325	11.5	4.8	<b>354-4325</b>	RSZ-3254
350	11.7	4.9	<b>354-4350</b>	RSZ-3504
375	12.0	5.0	<b>354-4375</b>	RSZ-3754
400	12.3	5.1	<b>354-4400</b>	RSZ-4004
425	12.5	5.2	<b>354-4425</b>	RSZ-4254
450	12.7	5.2	<b>354-4450</b>	RSZ-4504
500	13.2	5.4	<b>354-4500</b>	RSZ-5004
550	13.5	5.6	<b>354-4550</b>	RSZ-5504
600	14.0	5.7	<b>354-4600</b>	RSZ-6004
650	14.3	5.8	<b>354-4650</b>	RSZ-6504
700	14.7	6.0	<b>354-4700</b>	RSZ-7004
800	15.4	6.3	<b>354-4800</b>	RSZ-8004

† Resterilizable up to 10 times.

# Mentor® MemoryGel® Breast Implant Profiles, Cohesive I™

## SILTEX® Microtextured Round Ultra High Profile



Volume (cc)	Diameter (cm)	Projection (cm)	Catalog #	Resterilizable Gel Sizer†
135	8.0	4.3	<b>354-5135</b>	RSZ-5135
160	8.4	4.5	<b>354-5160</b>	RSZ-5160
185	8.6	4.6	<b>354-5185</b>	RSZ-5185
215	8.9	4.7	<b>354-5215</b>	RSZ-5215
240	9.2	4.9	<b>354-5240</b>	RSZ-5240
270	9.5	5.0	<b>354-5270</b>	RSZ-5270
295	9.9	5.2	<b>354-5295</b>	RSZ-5295
320	10.0	5.3	<b>354-5320</b>	RSZ-5320
350	10.3	5.4	<b>354-5350</b>	RSZ-5350
375	10.5	5.5	<b>354-5375</b>	RSZ-5375
400	10.8	5.6	<b>354-5400</b>	RSZ-5400
430	11.1	5.8	<b>354-5430</b>	RSZ-5430
455	11.3	5.9	<b>354-5455</b>	RSZ-5455
480	11.6	6.0	<b>354-5480</b>	RSZ-5480
535	12.1	6.3	<b>354-5535</b>	RSZ-5535
590	12.6	6.5	<b>354-5590</b>	RSZ-5590

† Resterilizable up to 10 times.

# Mentor® MemoryGel® Breast Implant Profiles, Cohesive II™

## SILTEX® Microtextured Round Breast Implants, Moderate Plus Profile



Volume (cc)	Diameter (cm)	Projection (cm)	Catalog #	Resterilizable Gel Sizer†
125	8.8	2.9	324-5125	RSZ-1251
150	9.4	3.0	324-5150	RSZ-1501
175	10.0	3.2	324-5175	RSZ-1751
200	10.5	3.3	324-5200	RSZ-2001
225	10.9	3.5	324-5225	RSZ-2251
250	11.3	3.6	324-5250	RSZ-2501
275	11.7	3.7	324-5275	RSZ-2751
300	12.0	3.7	324-5300	RSZ-3001
325	12.3	3.8	324-5325	RSZ-3251
350	12.6	3.8	324-5350	RSZ-3501
375	12.9	3.9	324-5375	RSZ-3751
400	13.2	4.0	324-5400	RSZ-4001
450	13.7	4.1	324-5450	RSZ-4501
500	14.1	4.2	324-5500	RSZ-5001
550	14.4	4.4	324-5550	RSZ-5501
600	14.7	4.5	324-5600	RSZ-6001
700	15.7	4.8	324-5700	RSZ-7001
800	16.6	5.0	324-5800	RSZ-8001

† Resterilizable up to 10 times.

# Mentor® MemoryGel® Breast Implant Profiles, Cohesive II™

## SILTEX® Microtextured Round Breast Implants, High Profile



Volume (cc)	Diameter (cm)	Projection (cm)	Catalog #	Resterilizable Gel Sizer†
125	8.4	3.6	324-4125	RSZ-1254
150	8.9	3.8	324-4150	RSZ-1504
175	9.4	4.0	324-4175	RSZ-1754
200	9.9	4.1	324-4200	RSZ-2004
225	10.2	4.3	324-4225	RSZ-2254
250	10.5	4.5	324-4250	RSZ-2504
275	10.9	4.6	324-4275	RSZ-2754
300	11.1	4.7	324-4300	RSZ-3004
325	11.5	4.8	324-4325	RSZ-3254
350	11.7	4.9	324-4350	RSZ-3504
375	12.0	5.0	324-4375	RSZ-3754
400	12.3	5.1	324-4400	RSZ-4004
425	12.5	5.2	324-4425	RSZ-4254
450	12.7	5.2	324-4450	RSZ-4504
500	13.2	5.4	324-4500	RSZ-5004
550	13.5	5.6	324-4550	RSZ-5504
600	14.0	5.7	324-4600	RSZ-6004
650	14.3	5.8	324-4650	RSZ-6504
700	14.7	6.0	324-4700	RSZ-7004
800	15.4	6.3	324-4800	RSZ-8004

† Resterilizable up to 10 times.

# MENTOR® CPG™ SILTEX® Breast Implant Profiles, Cohesive III™

SILTEX® Microtextured,  
CPG™ Implants 311,  
Low Height/Moderate Projection



Vol. (cc)	Width (cm)	Height (cm)	Proj. (cm)	Lower Pole Arc A-B cm	Catalog #	Resterilizable Gel Sizer*
120	9.5	8.5	3.2	6.9	<b>334-0951</b>	RSZ-0095
140	10.0	8.9	3.4	7.2	<b>334-1001</b>	RSZ-0100
160	10.5	9.4	3.6	7.5	<b>334-1051</b>	RSZ-0105
180	11.0	9.8	3.7	7.9	<b>334-1101</b>	RSZ-0110
210	11.5	10.3	3.9	8.2	<b>334-1151</b>	RSZ-0115
235	12.0	10.7	4.1	8.5	<b>334-1201</b>	RSZ-0120
270	12.5	11.2	4.2	8.8	<b>334-1251</b>	RSZ-0125
300	13.0	11.6	4.4	9.2	<b>334-1301</b>	RSZ-0130
335	13.5	12.0	4.6	9.5	<b>334-1351</b>	RSZ-0135
375	14.0	12.5	4.7	9.8	<b>334-1401</b>	RSZ-0140
415	14.5	12.9	4.9	10.1	<b>334-1451</b>	RSZ-0145
460	15.0	13.4	5.1	10.5	<b>334-1501</b>	RSZ-0150
510	15.5	13.8	5.2	10.8	<b>334-1551</b>	RSZ-0155
560	16.0	14.3	5.4	11.1	<b>334-1601</b>	RSZ-0160
615	16.5	14.7	5.6	11.4	<b>334-1651</b>	RSZ-0165

SILTEX® Microtextured,  
CPG™ Implants 312,  
Low Height/Moderate Plus Projection



Vol. (cc)	Width (cm)	Height (cm)	Proj. (cm)	Lower Pole Arc A-B cm	Catalog #	Resterilizable Gel Sizer*
125	9.0	8.0	3.8	7.2	<b>334-0907</b>	RSZ-0907
145	9.5	8.4	4.0	7.5	<b>334-0957</b>	RSZ-0957
170	10.0	8.8	4.2	7.9	<b>334-1007</b>	RSZ-1007
195	10.5	9.3	4.4	8.3	<b>334-1057</b>	RSZ-1057
225	11.0	9.7	4.7	8.6	<b>334-1107</b>	RSZ-1107
255	11.5	10.2	4.9	9.0	<b>334-1157</b>	RSZ-1157
290	12.0	10.6	5.1	9.3	<b>334-1207</b>	RSZ-1207
330	12.5	11.1	5.3	9.7	<b>334-1257</b>	RSZ-1257
370	13.0	11.5	5.5	10.0	<b>334-1307</b>	RSZ-1307
415	13.5	11.9	5.7	10.4	<b>334-1357</b>	RSZ-1357
465	14.0	12.4	5.9	10.8	<b>334-1407</b>	RSZ-1407
515	14.5	12.8	6.1	11.1	<b>334-1457</b>	RSZ-1457
570	15.0	13.3	6.3	11.5	<b>334-1507</b>	RSZ-1507
690	16.0	14.2	6.8	12.2	<b>334-1607</b>	RSZ-1607

Note: Individual implant dimensions may vary slightly in products of this type.  
Not all units will conform exactly to the dimensions noted above.

# MENTOR® CPG™ SILTEX® Breast Implant Profiles, Cohesive III™

SILTEX® Microtextured,  
CPG™ Implants 313,  
Low Height/High Projection



Vol. (cc)	Width (cm)	Height (cm)	Proj. (cm)	Lower Pole Arc A-B cm	Catalog #	Restorable Gel Sizer*
130	9.0	8.1	4.4	7.6	<b>334-0906</b>	RSZ-0906
155	9.5	8.6	4.5	7.8	<b>334-0956</b>	RSZ-0956
180	10.0	9.0	4.6	8.3	<b>334-1006</b>	RSZ-1006
210	10.5	9.5	4.8	8.7	<b>334-1056</b>	RSZ-1056
240	11.0	9.9	4.9	9.1	<b>334-1106</b>	RSZ-1106
270	11.5	10.3	5.0	9.5	<b>334-1156</b>	RSZ-1156
310	12.0	10.8	5.2	9.9	<b>334-1206</b>	RSZ-1206
350	12.5	11.2	5.4	10.2	<b>334-1256</b>	RSZ-1256
395	13.0	11.7	5.6	10.6	<b>334-1306</b>	RSZ-1306
440	13.5	12.2	5.8	11.0	<b>334-1356</b>	RSZ-1356
490	14.0	12.6	6.1	11.4	<b>334-1406</b>	RSZ-1406
545	14.5	13.1	6.3	11.7	<b>334-1456</b>	RSZ-1456
605	15.0	13.5	6.6	12.1	<b>334-1506</b>	RSZ-1506

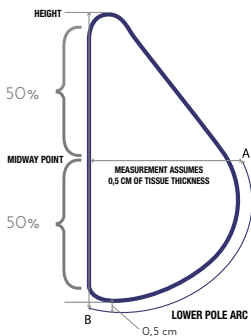
Cohesive Level	Implant Height	Implant Projection
III 3	Tall 3	High 3
	Medium 2	Moderate Plus 2
	Low 1	Moderate 1

Key: Digit 1 = Cohesive Level  
Digit 2 = Height of Implant  
Digit 3 = Projection of Implant

## Understanding the Lower Pole Arc

**LOWER POLE ARC (LPA)** = Length measured along the lower pole of the implant running from the bottom of the implant (Point B) up to the midway point (Point A) including a 0,5 cm of tissue thickness.

Diagrams not to scale, for reference only.



Note: Individual implant dimensions may vary slightly in products of this type.  
Not all units will conform exactly to the dimensions noted above.



# MENTOR® CPG™ SILTEX® Breast Implant Profiles, Cohesive III™

SILTEX® Microtextured,  
CPG™ Implants 321,  
Medium Height/Moderate Projection



Vol. (cc)	Width (cm)	Height (cm)	Proj. (cm)	Lower Pole Arc A-B cm	Catalog #	Resterilizable Gel Sizer*
120	9.0	8.5	3.3	7.0	354-0908	RSZ-0908
135	9.5	8.9	3.5	7.3	354-0958	RSZ-0958
155	10.0	9.4	3.7	7.7	354-1008	RSZ-1008
180	10.5	9.9	3.8	8.0	354-1058	RSZ-1058
215	11.0	10.3	3.9	8.2	354-1108	RSZ-1108
245	11.5	10.8	4.0	8.6	354-1158	RSZ-1158
280	12.0	11.3	4.2	8.9	354-1208	RSZ-1208
315	12.5	11.8	4.4	9.2	354-1258	RSZ-1258
355	13.0	12.2	4.6	9.6	354-1308	RSZ-1308
395	13.5	12.7	4.7	9.9	354-1358	RSZ-1358
440	14.0	13.2	4.9	10.3	354-1408	RSZ-1408
480	14.5	13.3	5.0	10.5	354-1458	RSZ-1458
530	15.0	14.1	5.2	10.9	354-1508	RSZ-1508
640	16.0	15.0	5.6	11.5	354-1608	RSZ-1608
775	17.0	16.0	5.9	12.2	354-1708	RSZ-1708

SILTEX® Microtextured,  
CPG™ Implants 322,  
Medium Height/Moderate Plus Projection



Vol. (cc)	Width (cm)	Height (cm)	Proj. (cm)	Lower Pole Arc A-B cm	Catalog #	Resterilizable Gel Sizer*
140	9.0	8.5	3.8	7.6	334-0905	RSZ-0905
165	9.5	8.9	4.0	8.0	334-0955	RSZ-0955
195	10.0	9.4	4.2	8.4	334-1005	RSZ-1005
225	10.5	9.9	4.4	8.8	334-1055	RSZ-1055
255	11.0	10.3	4.7	9.2	334-1105	RSZ-1105
295	11.5	10.8	4.9	9.5	334-1155	RSZ-1155
330	12.0	11.3	5.1	9.9	334-1205	RSZ-1205
375	12.5	11.8	5.3	10.3	334-1255	RSZ-1255
420	13.0	12.2	5.5	10.7	334-1305	RSZ-1305
475	13.5	12.7	5.7	11.1	334-1355	RSZ-1355
525	14.0	13.2	5.9	11.4	334-1405	RSZ-1405
585	14.5	13.6	6.1	11.8	334-1455	RSZ-1455
650	15.0	14.1	6.3	12.2	334-1505	RSZ-1505

Note: Individual implant dimensions may vary slightly in products of this type.  
Not all units will conform exactly to the dimensions noted above.

# MENTOR® CPG™ SILTEX® Breast Implant Profiles, Cohesive III™

SILTEX® Microtextured,  
CPG™ Implants 323,  
Medium Height/High Projection



Vol. (cc)	Width (cm)	Height (cm)	Proj. (cm)	Lower Pole Arc A-B cm	Catalog #	Restorable Gel Sizer*
165	9.0	8.5	4.6	8.1	<b>334-0902</b>	RSZ-0902
195	9.5	8.9	4.8	8.5	<b>334-0952</b>	RSZ-0952
225	10.0	9.4	5.1	8.9	<b>334-1002</b>	RSZ-1002
260	10.5	9.9	5.3	9.3	<b>334-1052</b>	RSZ-1052
300	11.0	10.3	5.6	9.7	<b>334-1102</b>	RSZ-1102
345	11.5	10.8	5.8	10.1	<b>334-1152</b>	RSZ-1152
390	12.0	11.3	6.0	10.5	<b>334-1202</b>	RSZ-1202
440	12.5	11.8	6.2	10.9	<b>334-1252</b>	RSZ-1252
495	13.0	12.2	6.5	11.3	<b>334-1302</b>	RSZ-1302
555	13.5	12.7	6.7	11.8	<b>334-1352</b>	RSZ-1352
620	14.0	13.2	6.9	12.2	<b>334-1402</b>	RSZ-1402
685	14.5	13.6	7.1	12.6	<b>334-1452</b>	RSZ-1452

Note: Individual implant dimensions may vary slightly in products of this type.  
Not all units will conform exactly to the dimensions noted above.

# MENTOR® CPG™ SILTEX® Breast Implant Profiles, Cohesive III™

SILTEX® Microtextured,  
CPG™ Implants 331,  
Tall Height/Moderate Projection



Vol. (cc)	Width (cm)	Height (cm)	Proj. (cm)	Lower Pole Arc A-B cm	Catalog #	Resterilizable Gel Sizer*
125	9.0	9.2	3.2	7.3	<b>334-0903</b>	RSZ-0903
150	9.5	9.7	3.3	7.7	<b>334-0953</b>	RSZ-0953
175	10.0	10.2	3.4	8.1	<b>334-1003</b>	RSZ-1003
200	10.5	10.7	3.5	8.4	<b>334-1053</b>	RSZ-1053
230	11.0	11.3	3.6	8.8	<b>334-1103</b>	RSZ-1103
265	11.5	11.8	3.7	9.1	<b>334-1153</b>	RSZ-1153
300	12.0	12.3	3.9	9.5	<b>334-1203</b>	RSZ-1203
340	12.5	12.8	4.0	9.9	<b>334-1253</b>	RSZ-1253
380	13.0	13.3	4.1	10.2	<b>334-1303</b>	RSZ-1303
425	13.5	13.8	4.3	10.6	<b>334-1353</b>	RSZ-1353
475	14.0	14.3	4.5	11.0	<b>334-1403</b>	RSZ-1403
530	14.5	14.8	4.6	11.3	<b>334-1453</b>	RSZ-1453
585	15.0	15.3	4.8	11.7	<b>334-1503</b>	RSZ-1503
645	15.5	15.9	5.0	12.1	<b>334-1553</b>	RSZ-1553

SILTEX® Microtextured,  
CPG™ Implants 332,  
Tall Height/Moderate Plus Projection



Vol. (cc)	Width (cm)	Height (cm)	Proj. (cm)	Lower Pole Arc A-B cm	Catalog #	Resterilizable Gel Sizer*
145	9.0	9.4	3.8	8.1	<b>334-0909</b>	RSZ-0909
175	9.5	9.9	4.0	8.5	<b>334-0959</b>	RSZ-0959
205	10.0	10.4	4.2	8.9	<b>334-1009</b>	RSZ-1009
235	10.5	10.9	4.4	9.3	<b>334-1059</b>	RSZ-1059
270	11.0	11.5	4.7	9.7	<b>334-1109</b>	RSZ-1109
305	11.5	12.0	4.9	10.1	<b>334-1159</b>	RSZ-1159
350	12.0	12.5	5.1	10.5	<b>334-1209</b>	RSZ-1209
395	12.5	13.0	5.3	10.9	<b>334-1259</b>	RSZ-1259
445	13.0	13.5	5.5	11.3	<b>334-1309</b>	RSZ-1309
495	13.5	14.1	5.7	11.7	<b>334-1359</b>	RSZ-1359
555	14.0	14.6	5.9	12.1	<b>334-1409</b>	RSZ-1409
615	14.5	15.1	6.1	12.6	<b>334-1459</b>	RSZ-1459
680	15.0	15.6	6.3	13.0	<b>334-1509</b>	RSZ-1509

Note: Individual implant dimensions may vary slightly in products of this type.  
Not all units will conform exactly to the dimensions noted above.

# MENTOR® CPG™ SILTEX® Breast Implant Profiles, Cohesive III™

SILTEX® Microtextured,  
CPG™ Implants 333,  
Tall Height/High Projection



Vol. (cc)	Width (cm)	Height (cm)	Proj. (cm)	Lower Pole Arc A-B cm	Catalog #	Resterilizable Gel Sizer*
180	9.0	9.4	4.6	8.4	<b>334-0904</b>	RSZ-4090
215	9.5	9.9	4.8	8.8	<b>334-0954</b>	RSZ-4095
250	10.0	10.4	5.1	9.3	<b>334-1004</b>	RSZ-4100
290	10.5	10.9	5.3	9.7	<b>334-1054</b>	RSZ-4105
330	11.0	11.5	5.6	10.1	<b>334-1104</b>	RSZ-4110
380	11.5	12.0	5.8	10.5	<b>334-1154</b>	RSZ-4115
430	12.0	12.5	6.0	11.0	<b>334-1204</b>	RSZ-4120
485	12.5	13.0	6.2	11.4	<b>334-1254</b>	RSZ-4125
545	13.0	13.5	6.5	11.8	<b>334-1304</b>	RSZ-4130
610	13.5	14.1	6.7	12.2	<b>334-1354</b>	RSZ-4135
680	14.0	14.6	6.9	12.7	<b>334-1404</b>	RSZ-4140
755	14.5	15.1	7.1	13.1	<b>334-1454</b>	RSZ-4145

Note: Individual implant dimensions may vary slightly in products of this type.  
Not all units will conform exactly to the dimensions noted above.

# MENTOR® Saline Round Breast Implant Profiles

## Smooth Round Moderate Profile



Vol. (cc)	Diam. (cm)	Proj. (cm)	Vol. (cc)	Diam. (cm)	Proj. (cm)	Catalog #	Sterile Saline Sizer†
125	9.5	3.0	150	9.1	3.4	350-1610	351-125SZ
150	10.0	3.1	175	9.6	3.7	350-1615	
175	10.6	3.3	200	10.0	3.9	350-1620	351-175SZ
200	11.0	3.4	225	10.4	3.9	350-1625	
225	11.5	3.5	250	10.9	4.0	350-1630	351-225SZ
250	11.9	3.6	275	11.2	4.1	350-1635	
275	12.3	3.7	300	11.7	4.2	350-1640	351-275SZ
300	12.6	3.7	325	12.1	4.3	350-1645	
325	13.0	3.8	375	12.3	4.5	350-1650	351-325SZ
350	13.3	3.9	400	12.6	4.7	350-1655	
375	13.6	4.0	425	12.8	4.8	350-1660	351-375SZ
425	14.2	4.1	475	13.5	4.9	350-1670	351-425SZ
475	14.8	4.2	525	14.2	4.9	350-1680	351-475SZ
525	15.0	4.2	575	14.5	5.1	350-1685	
575	15.0	4.5	625	14.8	5.1	350-1690	
625	15.2	4.6	700	14.9	5.6	350-1695	
700	15.6	4.9	775	14.9	5.8	350-1697	
NOMINAL FILL			MAXIMUM FILL				†Single Use Only

## Smooth Round Moderate Plus Profile



Vol. (cc)	Diam. (cm)	Proj. (cm)	Vol. (cc)	Diam. (cm)	Proj. (cm)	Catalog #	Sterile Saline Sizer†
175	9.5	3.5	210	9.3	4.2	350-2175	351-2175SZ
200	10.0	3.7	240	9.7	4.4	350-2200	351-2200SZ
225	10.4	3.8	270	10.1	4.6	350-2225	351-2225SZ
250	10.8	4.0	300	10.5	4.7	350-2250	351-2250SZ
275	11.0	4.1	330	10.8	4.9	350-2275	351-2275SZ
300	11.5	4.3	360	11.2	5.0	350-2300	351-2300SZ
325	11.9	4.4	390	11.5	5.2	350-2325	351-2325SZ
350	12.1	4.5	420	11.7	5.3	350-2350	351-2350SZ
375	12.3	4.6	450	12.0	5.4	350-2375	351-2375SZ
400	12.6	4.7	480	12.3	5.5	350-2400	351-2400SZ
425	12.9	4.8	510	12.5	5.6	350-2425	351-2425SZ
450	13.0	4.9	540	12.8	5.7	350-2450	351-2450SZ
475	13.3	5.0	570	13.0	5.8	350-2475	351-2475SZ
500	13.6	5.1	600	13.2	5.9	350-2500	351-2500SZ
550	14.0	5.3	660	13.7	6.1	350-2550	351-2550SZ
600	14.5	5.5	720	14.1	6.3	350-2600	351-2600SZ
650	14.8	5.6	780	14.4	6.5	350-2650	351-2650SZ
700	15.2	5.8	840	14.8	6.6	350-2700	351-2700SZ
750	15.6	5.9	900	15.1	6.8	350-2750	351-2750SZ
800	16.1	6.0	960	15.5	7.0	350-2800	351-2800SZ
NOMINAL FILL			MAXIMUM FILL				†Single Use Only

Note: Individual implant dimensions may vary slightly in products of this type.

Not all units will conform exactly to the dimensions noted above.

# MENTOR® Saline Round Breast Implant Profiles

## Smooth Round High Profile



Vol. (cc)	Diam. (cm)	Proj. (cm)	Vol. (cc)	Diam. (cm)	Proj. (cm)	Catalog #	Sterile Saline Sizer†
170	9.0	4.0	200	8.8	4.9	350-3170	
190	9.3	4.1	225	9.1	5.1	350-3190	351-3190SZ
210	9.6	4.2	250	9.5	5.3	350-3210	
230	10.0	4.3	275	9.8	5.5	350-3230	351-3230SZ
250	10.2	4.5	300	10.0	5.6	350-3250	
270	10.4	4.6	325	10.2	5.8	350-3270	351-3270SZ
290	10.8	4.7	350	10.5	5.9	350-3290	351-3290SZ
310	11.0	4.8	375	10.7	6.0	350-3310	351-3310SZ
330	11.3	4.8	400	11.0	6.2	350-3330	351-3330SZ
380	11.7	5.2	450	11.4	6.4	350-3380	351-3380SZ
420	12.0	5.4	500	11.7	6.7	350-3420	351-3420SZ
460	12.4	5.5	550	12.1	6.9	350-3460	
500	12.8	5.6	600	12.4	7.1	350-3500	351-3500SZ
560	13.4	5.7	675	13.1	7.3	350-3560	
630	13.8	5.9	750	13.4	7.4	350-3630	351-3630SZ
NOMINAL FILL			MAXIMUM FILL				

†Single Use Only

Note: Individual implant dimensions may vary slightly in products of this type.  
Not all units will conform exactly to the dimensions noted above.

# MENTOR® Breast Tissue Expanders

## CPX4™ SILTEX® Breast Tissue Expander with and without Suture Tabs



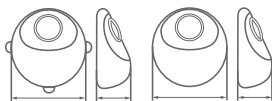
Low Height				SILTEX® Texture Surface 3 Suture Tabs	SILTEX® Texture Surface No Suture Tabs
Vol. (cc)	Width (cm)	Height (cm)	Proj. (cm)	Catalog #	Catalog #
250	11.4	8.1	6.1	<b>354-9121</b>	<b>354-8121</b>
350	12.7	9.4	6.5	<b>354-9122</b>	<b>354-8122</b>
450	14.0	10.2	7.1	<b>354-9123</b>	<b>354-8123</b>
550	15.0	10.9	7.4	<b>354-9124</b>	<b>354-8124</b>
650	15.7	11.2	7.9	<b>354-9125</b>	<b>354-8125</b>
750	16.5	11.9	8.1	<b>354-9126</b>	<b>354-8126</b>



Medium Height				SILTEX® Texture Surface 3 Suture Tabs	SILTEX® Texture Surface No Suture Tabs
Vol. (cc)	Width (cm)	Height (cm)	Proj. (cm)	Catalog #	Catalog #
275	10.7	9.3	6.2	<b>354-9221</b>	<b>354-8221</b>
350	11.7	10.0	6.6	<b>354-9222</b>	<b>354-8222</b>
450	12.7	10.8	7.0	<b>354-9223</b>	<b>354-8223</b>
550	13.5	11.7	7.4	<b>354-9224</b>	<b>354-8224</b>
650	14.6	12.6	7.6	<b>354-9225</b>	<b>354-8225</b>
800	15.6	13.3	8.0	<b>354-9226</b>	<b>354-8226</b>

# MENTOR® Breast Tissue Expanders

## CPX4™ SILTEX® Breast Tissue Expander with and without Suture Tabs



Tall Height				SILTEX® Texture Surface 3 Suture Tabs	SILTEX® Texture Surface No Suture Tabs
Vol. (cc)	Width (cm)	Height (cm)	Proj. (cm)	Catalog #	Catalog #
250	10.1	10.7	5.6	<b>354-9321</b>	<b>354-8321</b>
350	11.3	11.8	6.0	<b>354-9322</b>	<b>354-8322</b>
450	12.3	12.9	6.5	<b>354-9323</b>	<b>354-8323</b>
550	13.2	13.8	6.9	<b>354-9324</b>	<b>354-8324</b>
650	14.0	14.6	7.3	<b>354-9325</b>	<b>354-8325</b>
750	14.6	15.3	7.6	<b>354-9326</b>	<b>354-8326</b>
850	15.4	15.9	7.9	<b>354-9327</b>	<b>354-8327</b>

## ACCESSORIES

Description	Catalog #
CENTERSCOPE™ Magnetic Detection Device	<b>350-4402</b>

All expanders include a CENTERSCOPE™ Magnetic Detection Device and 21-Gauge Winged Infusion set

The use of these tissue expanders are contraindicated in patients who have Implanted devices such as pacemakers, drug infusion devices, artificial sensing devices, etc. that would be affected by a magnetic field.

MRI unsafe. The injection part contains a stainless steel magnetic part, which may be identified during a metal detection procedure.



# MENTOR® BECKER™ SILTEX® Expander/Breast Implants

## MENTOR® BECKER™ 25 SILTEX® Expander/Breast Implants, Cohesive I™

(25% Silicone Gel, Cohesive I™, in outer lumen, 75% Saline in inner lumen)



Catalog #	Vol. (cc)	Gel Volume cc	TEMPORARY OVEREXPANSION VOLUMES	
			Max Saline cc	Total Gel-Saline cc
354-1500	150	40	185	225
354-2000	200	50	250	300
354-2500	250	60	315	375
354-3000	300	75	375	450
354-3500	350	90	435	525
354-4000	400	100	500	600
354-5000	500	125	625	750
354-6000	600	150	750	900
354-7000	700	175	875	1050
354-8000	800	200	1000	1200

## MENTOR® BECKER™ 35 SILTEX® Expander/Breast Implants, Cohesive II™

(35% Silicone Gel, Cohesive II™, in outer lumen, 65% Saline in inner lumen)



Catalog #	Vol. (cc)	Gel Volume cc	TEMPORARY OVEREXPANSION VOLUMES	
			Max Saline cc	Total Gel-Saline cc
324-0955	145	50	120	170
324-1055	195	70	155	225
324-1155	255	90	205	295
324-1205	290	100	235	335
324-1255	325	110	270	380
324-1305	365	125	300	425
324-1355	400	130	335	465
324-1405	460	160	375	535
324-1505	565	195	460	655
324-1605	685	240	555	795

Note: Individual implant dimensions may vary slightly in products of this type.  
Not all units will conform exactly to the dimensions noted above.

# MENTOR® BECKER™ SILTEX® Expander/Breast Implants



Total Saline cc	Total Gel-Saline cc	Diameter (cm)	Proj. (cm)	Catalog #
85-150	125-190	10.7	2.4	354-1500
125-200	175-250	11.6	2.7	354-2000
165-255	225-315	12.1	3.0	354-2500
200-300	275-375	12.9	3.0	354-3000
235-350	325-440	14.1	3.0	354-3500
275-400	375-500	13.9	3.4	354-4000
350-500	475-625	14.7	3.7	354-5000
425-600	575-750	15.6	4.2	354-6000
500-700	675-875	16.8	4.3	354-7000
575-800	775-1000	17.2	4.6	354-8000



Total Saline cc	Total Gel-Saline cc	Width (cm)	Height (cm)	Proj. (cm)	Catalog #
85-95	135-145	9.5	8.3	4.2	324-0955
110-125	180-195	10.5	9.1	4.6	324-1055
145-165	235-255	11.5	10.0	5.1	324-1155
170-190	270-290	12.0	10.5	5.3	324-1205
190-215	300-325	12.5	10.9	5.5	324-1255
215-240	340-365	13.0	11.3	5.7	324-1305
240-270	370-400	13.5	11.8	5.9	324-1355
270-300	430-460	14.0	12.2	6.2	324-1405
330-370	525-565	15.0	13.1	6.6	324-1505
400-445	640-685	16.0	13.9	7.0	324-1605

## ACCESSORIES

Description	Catalog #
INJECTION DOMES	

Includes Standard and Micro Domes and both stainless steel and TRUE-LOCK™ connectors  
**350-DOMPK**

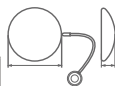
Note: Individual implant dimensions may vary slightly in products of this type.  
Not all units will conform exactly to the dimensions noted above.

# SPECTRUM™ Adjustable Saline Breast Implants

## Smooth Round SPECTRUM™



Catalog #	Temp. Volume cc	Min. Volume cc	NOMINAL FILL		
			Final Volume cc	Diameter (cm)	Projection (cm)
350-1410	125	105	125	9.4	2.7
350-1420	175	150	175	10.3	3.1
350-1430	225	190	225	10.8	3.5
350-1440	275	230	275	11.6	3.8
350-1450	325	275	325	12.4	4.0
350-1460	375	320	375	13.5	4.1
350-1470	425	360	425	14.0	4.2
350-1480	475	405	475	14.3	4.4
350-1485	525	450	525	15.0	4.4
350-1490	575	490	575	14.7	4.8

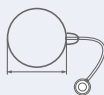


MAXIMUM FILL			Catalog #
Final Volume cc	Diameter (cm)	Projection (cm)	
150	9.3	3.2	350-1410
210	10.2	3.8	350-1420
270	10.9	4.3	350-1430
330	11.5	4.6	350-1440
390	12.1	4.9	350-1450
450	13.0	4.9	350-1460
510	13.7	4.8	350-1470
570	13.8	5.4	350-1480
630	14.4	5.6	350-1485
690	14.2	6.0	350-1490

Note: Individual implant dimensions may vary slightly in products of this type.  
Not all units will conform exactly to the dimensions noted above.

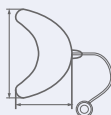
# TISSUE EXPANDERS - Smooth Tissue Expanders

## Smooth Round



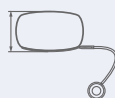
Device Volume	Diameter	Projection	Catalog #
400 cc	11.3 cm	5.9 cm	<b>350-4305M</b>
550 cc	13.4 cm	5.8 cm	<b>350-4307M</b>
700 cc	14.6 cm	6.7 cm	<b>350-4304M</b>
850 cc	15.0 cm	7.2 cm	<b>350-4308M</b>

## Smooth Crescent



Device Volume	Length	Width	Projection	Catalog #
50 cc	9.0 cm	5.7 cm	2.7 cm	<b>350-4312M</b>
100 cc	11.0 cm	6.9 cm	3.7 cm	<b>350-4313M</b>
200 cc	14.6 cm	7.5 cm	4.3 cm	<b>350-4314M</b>
300 cc	16.5 cm	10.3 cm	4.7 cm	<b>350-4315M</b>
400 cc	18.2 cm	11.4 cm	5.2 cm	<b>350-4316M</b>
500 cc	19.6 cm	12.4 cm	5.5 cm	<b>350-4317M</b>

## Smooth Rectangle



Device Volume	Length	Width	Projection	Catalog #
50 cc	6.9 cm	3.2 cm	3.2 cm	<b>350-4309M</b>
100 cc	6.6 cm	5.1 cm	5.6 cm	<b>350-4301M</b>
250 cc	10.4 cm	7.3 cm	5.6 cm	<b>350-4302M</b>
400 cc	10.6 cm	9.3 cm	6.6 cm	<b>350-4303M</b>
550 cc	13.7 cm	7.1 cm	7.7 cm	<b>350-4310M</b>
700 cc	15.0 cm	8.0 cm	7.9 cm	<b>350-4311M</b>

Note: Individual implant dimensions may vary slightly in products of this type.  
Not all units will conform exactly to the dimensions noted above.

# TISSUE EXPANDERS - Smooth Tissue Expanders



## Smooth Elliptical

Device Volume	Length	Width	Nominal Projection	TEMPORARY OVEREXPANSION		Catalog #
				Proj.	Max. Vol.	
25 cc	6.0 cm	4.0 cm	2.3 cm	4.5 cm	75 cc	<b>350-5301M</b>
50 cc	8.0 cm	5.0 cm	2.5 cm	5.3 cm	150 cc	<b>350-5302M</b>
75 cc	10.0 cm	6.0 cm	2.1 cm	6.0 cm	225 cc	<b>350-5303M</b>
150 cc	12.0 cm	7.0 cm	3.2 cm	7.2 cm	450 cc	<b>350-5304M</b>
250 cc	14.0 cm	8.0 cm	4.5 cm	9.0 cm	750 cc	<b>350-5305M</b>

Note: Individual implant dimensions may vary slightly in products of this type.  
Not all units will conform exactly to the dimensions noted above.

# The MENTOR® | Promise™ Protection Plan

## A highly comprehensive Implant Warranty<sup>2</sup>

MENTOR® Breast Implants are backed by a comprehensive warranty. The MENTOR Promise™ –with FREE and automatic comprehensive coverage– insure that you are supported long after your surgery.<sup>2</sup>

Based on warranty comparisons of other breast implants. The third-party trademarks used herein are the trademarks of the respective owners.

#### References:

1. Mentor Worldwide LLC. Mentor Worldwide Expander and Share Sales Data through Q2 2020.
2. Based on warranty comparisons of the following breast implants. Motiva® Warranty Program Terms and Conditions. Motiva, 2018. A Continued Commitment to Patients BIOCELL® Replacement Warranty. Allergan, 2019. Polytech. IMPLANTS OF EXCELLENCE PROGRAMME. Professional Service for Patients with POLYTECH Implants, 2019. GCA Comfort Guarantee. Nagor and Eurosilicone breast implants. Website: [shorturl.at/aoGIR](http://shorturl.at/aoGIR). Access date: 5/13/2020. About Jonhson & Jonhson. Website: <https://www.jnj.com/about-jnj>. Access date: 16/06/2020

---

#### IMPORTANT SAFETY INFORMATION:

MENTOR® MemoryGel® Breast Implants are indicated for breast augmentation, in women who are at least 18 years old, or for breast reconstruction. Breast implant surgery should not be performed in those women with active infection anywhere in their body, those with existing cancer or pre-cancer of their breast(s), those who have not received adequate treatment for these conditions or those who are pregnant or nursing. There are risks associated with breast implant surgery. Breast implants are not lifetime devices and breast implantation are not necessarily a one-time surgery. The most common complications with MENTOR® MemoryGel® Breast Implants include re-operation, implant removal, capsular contracture, asymmetry, and breast pain. A lower risk of complication is implant rupture, which is most often silent. The health consequences of a ruptured silicone gel-filled breast implant have not been fully established. Screenings such as mammography, MRI, or ultrasound are recommended after initial implant surgery to assist in detecting implant rupture. Breast implants are also associated with the risk of breast implant-associated anaplastic large cell lymphoma (BIA-ALCL), an uncommon type of lymphoma. An individual's risk of developing BIA-ALCL with MENTOR® Breast Implants is low based on the data currently available on the incidence of worldwide cases. Protection Plan Contents © Mentor Worldwide LLC 2021 162711-201214

EMEA This publication is not intended for distribution outside of the EMEA region. The third-party trademarks used herein are the trademarks of the respective owners. <https://www.jnjmedicaldevices.com/en-EMEA/companies/mentor> Clinical Trials: [www.clinicaltrials.gov](http://www.clinicaltrials.gov)

Your patient needs to be informed and understand the risks and benefits of breast implants, and she should be provided with an opportunity to consult with you prior to deciding on surgery. For detailed indications, contraindications, warnings and precautions associated with the use of all MENTOR® Implantable Devices, please refer to the Product Insert Data Sheet provided with each product or review the Important Safety Information provided at [www.mentorwwllc.eu](http://www.mentorwwllc.eu).

MENTOR® CONTOUR PROFILE™ Breast Tissue Expanders are used for breast reconstruction after mastectomy, correction of an underdeveloped breast, scar revision, and tissue defect procedures. The expander is intended for temporary subcutaneous or submuscular implantation and is not intended for use beyond six months. MENTOR® CONTOUR PROFILE™ Tissue Expanders include magnetic injection domes, which contain a rare earth permanent magnet, and are NOT MRI compatible. The device could be moved by the MRI causing pain or displacement, potentially resulting in a revision surgery.

Do not use the MENTOR® CONTOUR PROFILE™ Tissue Expander in patients where an MRI may be needed.

DO NOT use the MENTOR® CONTOUR PROFILE™ Tissue Expander in patients that have a previously implanted device such as pacemakers, drug infusion devices, artificial sensing devices, etc. that could be affected by a magnetic field. MENTOR® has not tested the in vivo effects of radiation therapy with MENTOR® CONTOUR PROFILE™ Expander devices and cannot warrant the safety of such use.

The incidence of extrusion of the expander has been shown to increase when the expander has been placed in injured areas: scarred, heavily irradiated or burned tissue, crushed bone areas, where severe surgical reduction of the area has previously been performed and where steroids are used in the surgical pocket. Your patient needs to be informed and understand the risks and benefits of breast implants and tissue expanders, and she should be provided with an opportunity to consult with you prior to deciding on surgery. For detailed indications, contraindications, warnings and precautions associated with the use of all MENTOR® Implantable Devices, please refer to the Product Insert Data Sheet provided with each product or review the Important Safety Information provided at [www.mentorwwllc.eu](http://www.mentorwwllc.eu).

© Mentor Worldwide LLC 2021 162711-201214 EMEA

This publication is not intended for distribution outside of the EMEA region.

The third-party trademarks used herein are the trademarks of the respective owners.

<https://www.jnjmedicaldevices.com/en-EMEA/companies/mentor>  
Clinical Trials: [www.clinicaltrials.gov](http://www.clinicaltrials.gov)





PART OF THE *Johnson & Johnson* FAMILY OF COMPANIES