

**Waupaca Chain O' Lakes - Anonymous Stakeholder Survey**

Surveys Distributed: 804

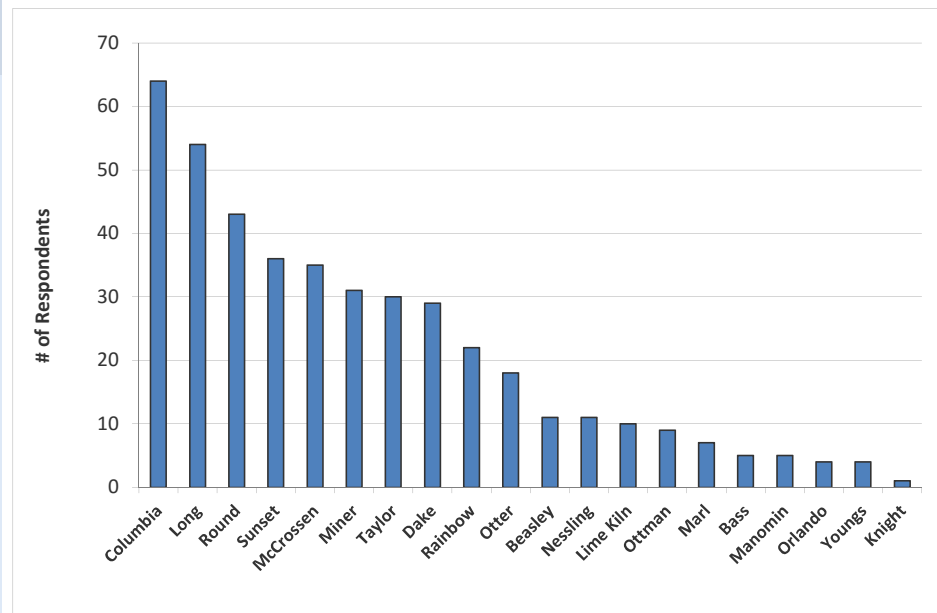
Surveys Returned: 432

Response Rate: 54%

**Chain Property**

**1. On which lake of the Chain do you reside or own property?**

Answer Options	Response Percent	Response Count
Columbia	15.0%	64
Long	12.6%	54
Round	10.1%	43
Sunset	8.4%	36
McCrosen	8.2%	35
Miner	7.2%	31
Taylor	7.0%	30
Dake	6.8%	29
Rainbow	5.1%	22
Otter	4.2%	18
Beasley	2.6%	11
Nessling	2.6%	11
Lime Kiln	2.3%	10
Ottman	2.1%	9
Marl	1.6%	7
Bass	1.2%	5
Manomin	1.2%	5
Orlando	0.9%	4
Youngs	0.7%	4
Knight	0.2%	1
<b>answered question</b>		<b>428</b>
<b>skipped question</b>		<b>3</b>



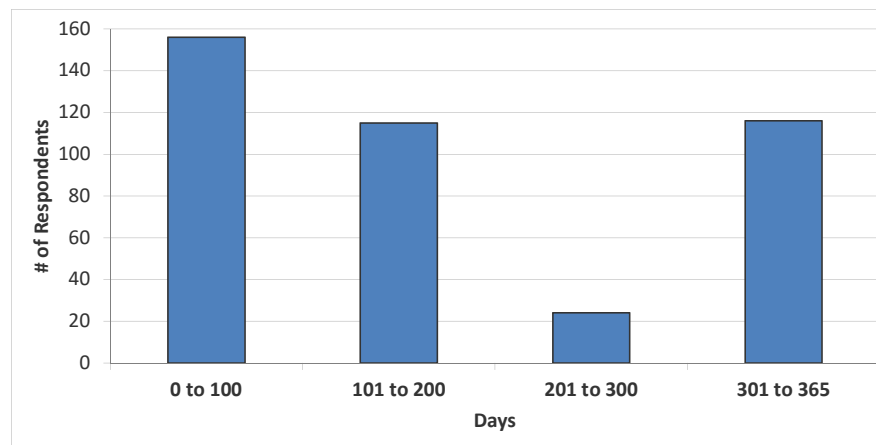
## 2. How is your property used?

Answer Options	Response Percent	Response Count
Primary residence	34.1%	145
Seasonal residence	41.2%	175
Weekend retreat	16.9%	72
Rental	2.6%	11
Undeveloped	0.7%	3
Other - please specify.	4.5%	19
<b>answered question</b>		<b>425</b>
<b>skipped question</b>		<b>7</b>

## 3. How many days each year do you or others use your property?

Answer Options	Response Count
	411
<b>answered question</b>	<b>411</b>
<b>skipped question</b>	<b>21</b>

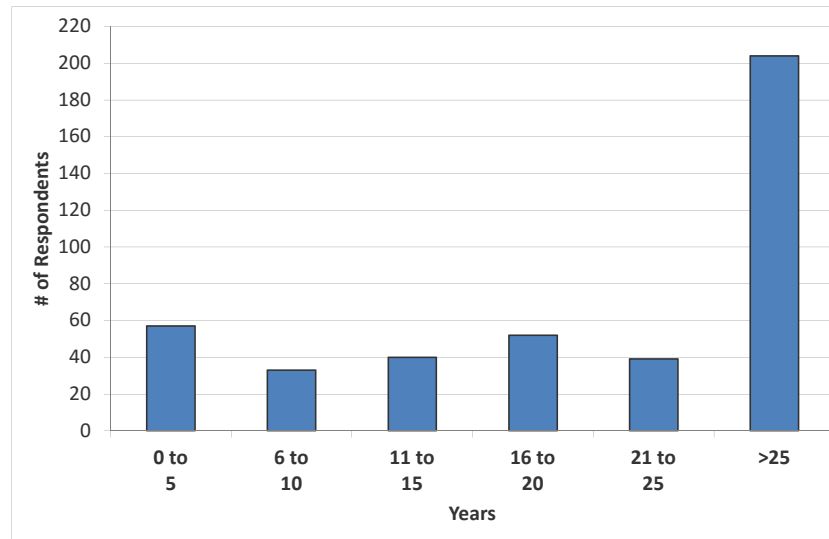
Category (# of days)	Responses	% Response
<b>0 to 100</b>	<b>156</b>	<b>38%</b>
<b>101 to 200</b>	<b>115</b>	<b>28%</b>
<b>201 to 300</b>	<b>24</b>	<b>6%</b>
<b>301 to 365</b>	<b>116</b>	<b>28%</b>



#### 4. How many years have you owned Chain property?

Answer Options	Response Count
	425
<i>answered question</i>	<b>425</b>
<i>skipped question</i>	<b>7</b>

Category (# of years)	Responses	% Response
<b>0 to 5</b>	<b>57</b>	<b>13%</b>
<b>6 to 10</b>	<b>33</b>	<b>8%</b>
<b>11 to 15</b>	<b>40</b>	<b>9%</b>
<b>16 to 20</b>	<b>52</b>	<b>12%</b>
<b>21 to 25</b>	<b>39</b>	<b>9%</b>
<b>&gt;25</b>	<b>204</b>	<b>48%</b>

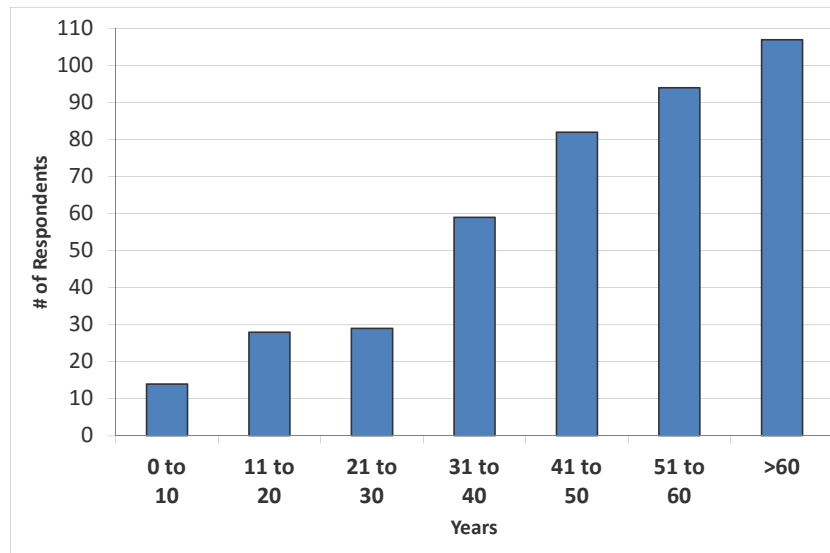


**Recreational Activity on the Chain**

**5. How many years ago did you first visit the Chain?**

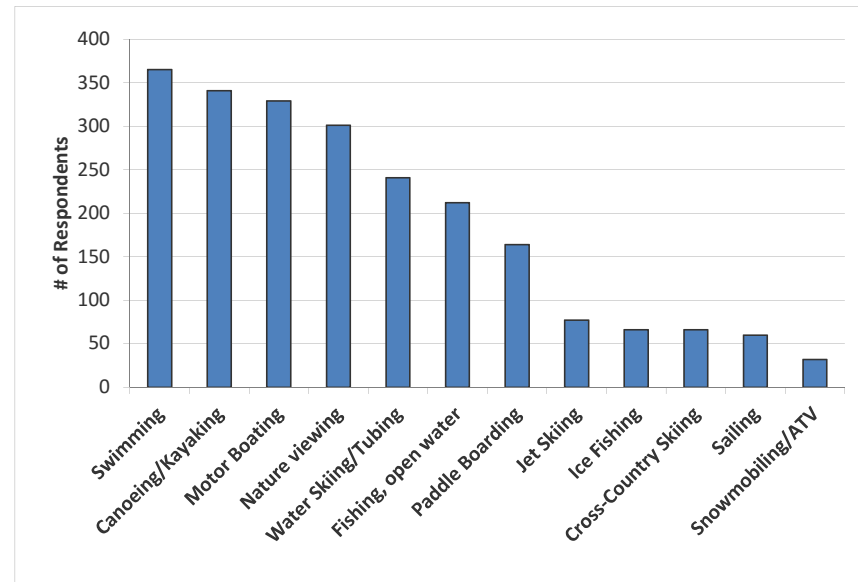
Answer Options	Response Count
	413
<i>answered question</i>	<b>413</b>
<i>skipped question</i>	<b>19</b>

Category (# of days)	Responses	% Response
<b>0 to 10</b>	<b>14</b>	<b>3%</b>
<b>11 to 20</b>	<b>28</b>	<b>7%</b>
<b>21 to 30</b>	<b>29</b>	<b>7%</b>
<b>31 to 40</b>	<b>59</b>	<b>14%</b>
<b>41 to 50</b>	<b>82</b>	<b>20%</b>
<b>51 to 60</b>	<b>94</b>	<b>23%</b>
<b>&gt;60</b>	<b>107</b>	<b>26%</b>



### 6. What are your reasons for owning Chain property?

Answer Options	Response Percent	Response Count
Swimming	85.1%	365
Canoeing/Kayaking	79.5%	341
Motor Boating	76.7%	329
Nature viewing	70.2%	301
Water Skiing/Tubing	56.2%	241
Fishing, open water	49.4%	212
Paddle Boarding	38.2%	164
Jet Skiing	18.0%	77
Ice Fishing	15.4%	66
Cross-Country Skiing	15.4%	66
Sailing	14.0%	60
Snowmobiling/ATV	7.5%	32
Other - please specify.	15.2%	65
<b>answered question</b>		<b>429</b>
<b>skipped question</b>		<b>3</b>



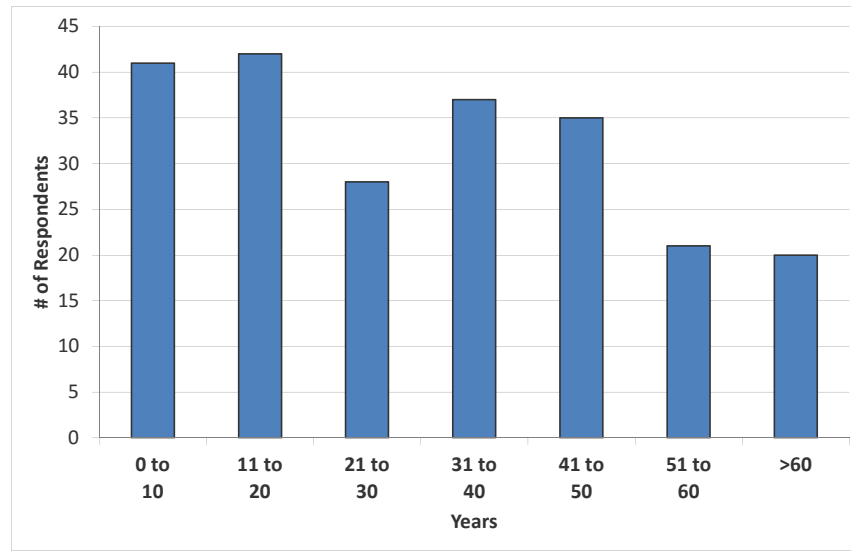
### 7. Have you fished on the Chain in the last three years?

Answer Options	Response Percent	Response Count
No	46.2%	198
Yes	53.9%	231
<b>answered question</b>		<b>429</b>
<b>skipped question</b>		<b>3</b>

**8. For how many years have you fished on the Chain?**

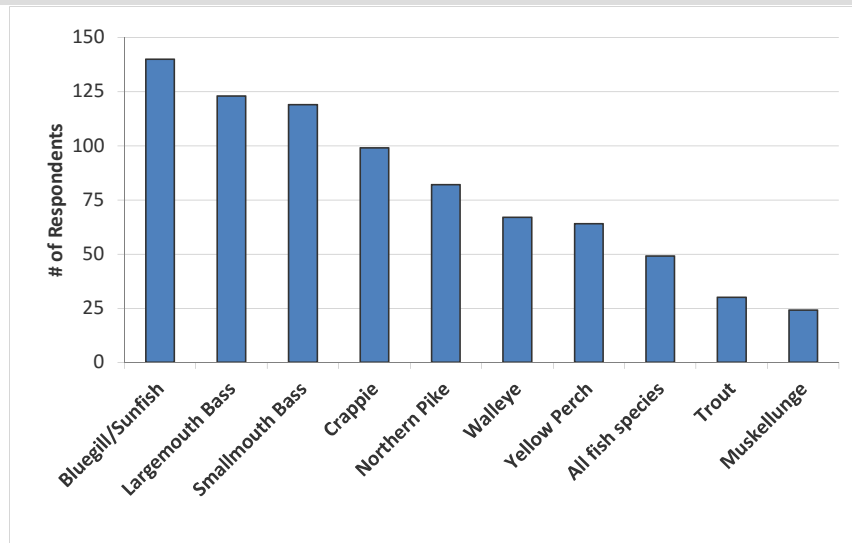
Answer Options	Response Count
	224
<i>answered question</i>	<b>224</b>
<i>skipped question</i>	<b>208</b>

Category (# of years)	Responses	% Response
<b>0 to 10</b>	<b>41</b>	<b>18%</b>
<b>11 to 20</b>	<b>42</b>	<b>19%</b>
<b>21 to 30</b>	<b>28</b>	<b>13%</b>
<b>31 to 40</b>	<b>37</b>	<b>17%</b>
<b>41 to 50</b>	<b>35</b>	<b>16%</b>
<b>51 to 60</b>	<b>21</b>	<b>9%</b>
<b>&gt;60</b>	<b>20</b>	<b>9%</b>



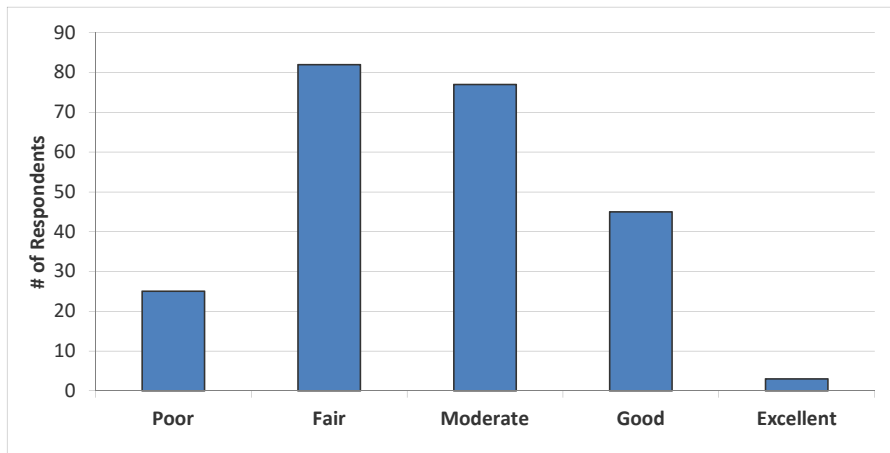
### 9. What species of fish do you like to catch?

Answer Options	Response Percent	Response Count
Bluegill/Sunfish	60.3%	140
Largemouth Bass	53.0%	123
Smallmouth Bass	51.3%	119
Crappie	42.7%	99
Northern Pike	35.3%	82
Walleye	28.9%	67
Yellow Perch	27.6%	64
All fish species	21.1%	49
Trout	12.9%	30
Muskellunge	10.3%	24
Other - please specify.	0.4%	1
<b>answered question</b>		<b>232</b>
<b>skipped question</b>		<b>200</b>



**10. How would you describe your quality of fishing on the Chain?**

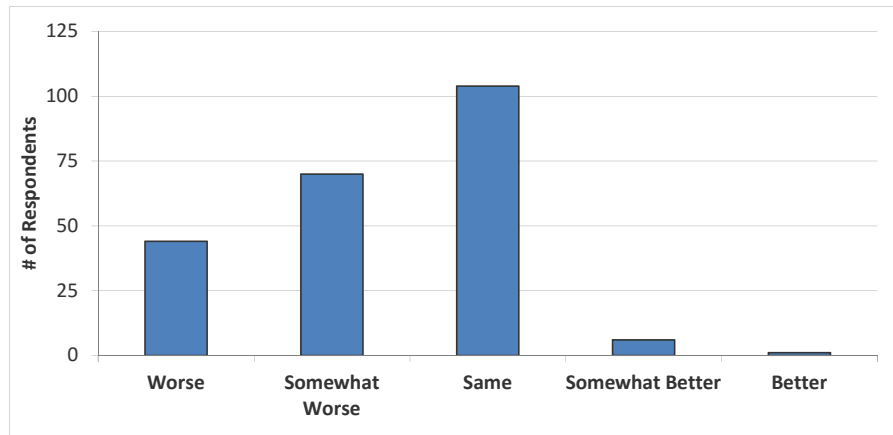
Answer Options	Poor	Fair	Moderate	Good	Excellent	Response Count
	25	82	77	45	3	232
	<i>answered question</i>					<b>232</b>
	<i>skipped question</i>					<b>200</b>





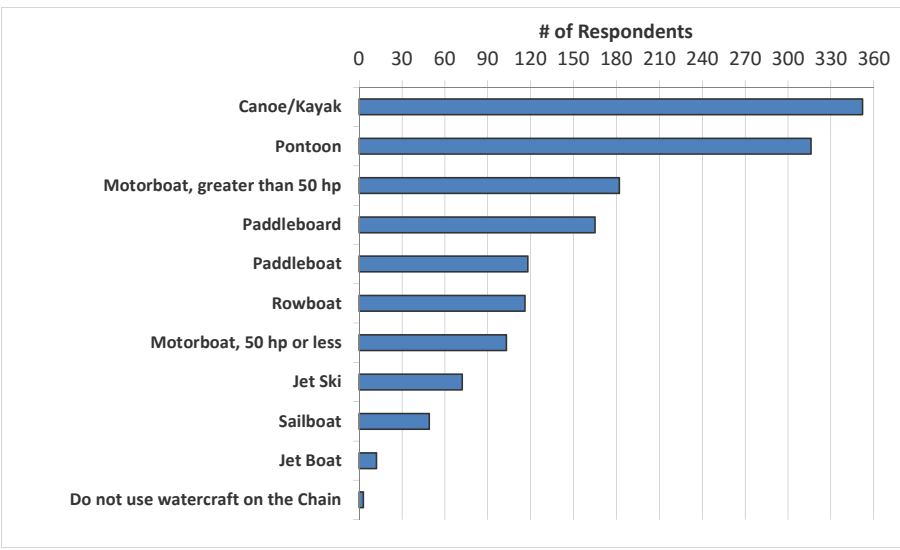
**11. How has your quality of fishing changed since you started fishing Chain lakes?**

Answer Options	Worse	Somewhat Worse	Same	Somewhat Better	Better	Response Count
	44	70	104	6	1	225
	<i>answered question</i>					<b>225</b>
	<i>skipped question</i>					<b>207</b>



**12. What types of watercraft do you use on the Chain?**

Answer Options	Response Percent	Response Count
Canoe/Kayak	82.2%	352
Pontoon	73.8%	316
Motorboat, greater than 50 hp	42.5%	182
Paddleboard	38.6%	165
Paddleboat	27.6%	118
Rowboat	27.1%	116
Motorboat, 50 hp or less	24.1%	103
Jet Ski	16.8%	72
Sailboat	11.5%	49
Jet Boat	2.8%	12
Do not use watercraft on the Chain	0.7%	3
<b>answered question</b>		<b>428</b>
<b>skipped question</b>		<b>4</b>



**13. Do you use your watercraft on waters other than the Chain?**

Answer Options	Response Percent	Response Count
No	88.1%	376
Yes	11.9%	51
<b>answered question</b>		<b>427</b>
<b>skipped question</b>		<b>5</b>

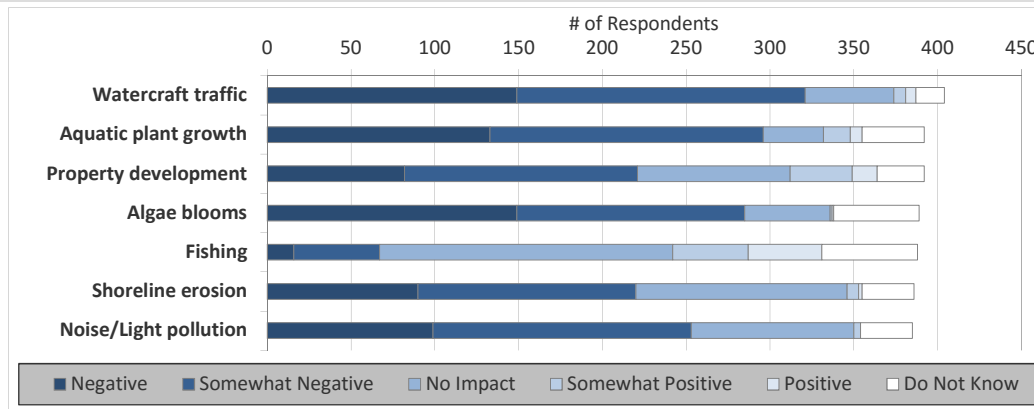
**14. What is your typical cleaning routine after using your watercraft on waters other than the Chain?**

<b>Answer Options</b>	<b>Response Percent</b>	<b>Response Count</b>
Remove aquatic hitch-hikers like plant material, clams, mussels	71.1%	32
Drain bilge	60.0%	27
Rinse boat	57.8%	26
Power wash boat	37.8%	17
Apply bleach	6.7%	3
Do not clean boat	2.2%	1
Other - please specify.		8
<b><i>answered question</i></b>		<b>45</b>
<b><i>skipped question</i></b>		<b>387</b>

**Chain Current and Historic Condition, Health and Management**

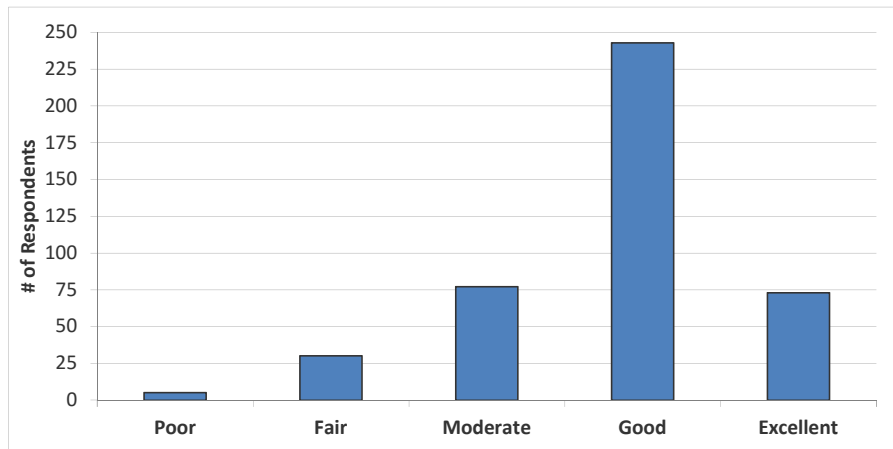
**15. What type of effect has each of the following factors caused to the Chain waters?**

Answer Options	Negative	Somewhat Negative	No Impact	Somewhat Positive	Positive	Do Not Know	Rating Average	Response Count
Watercraft traffic	149	172	53	7	6	17	1.33	404
Aquatic plant growth	133	163	36	16	7	37	1.36	392
Property development	82	139	91	37	15	28	1.35	392
Algae blooms	149	136	51	1	1	51	1.10	389
Fishing	16	51	175	45	44	57	1.11	388
Shoreline erosion	90	130	126	7	2	31	0.98	386
Noise/Light pollution	99	154	97	4	0	31	1.09	385
Other - please specify.								64
<b>answered question</b>								<b>413</b>
<b>skipped question</b>								<b>19</b>



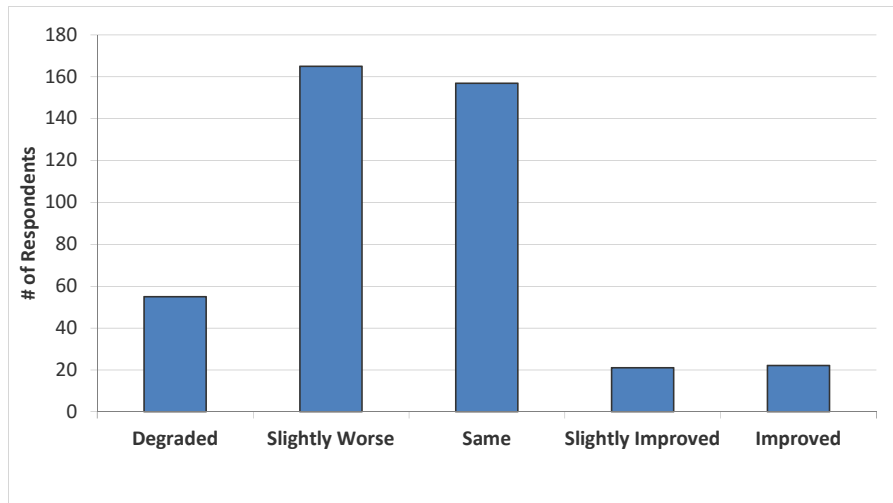
**16. How would you describe the current water quality of the Chain?**

Answer Options	Poor	Fair	Moderate	Good	Excellent	Response Count
	5	30	77	243	73	428
	<i>answered question</i>					<b>428</b>
	<i>skipped question</i>					<b>4</b>



**17. How has the water quality changed since you first visited the Chain?**

Answer Options	Degraded	Slightly Worse	Same	Slightly Improved	Improved	Response Count
	55	165	157	21	22	420
	<i>answered question</i>					<b>420</b>
	<i>skipped question</i>					<b>12</b>



**18. Before reading the statement above, had you ever heard of AIS?**

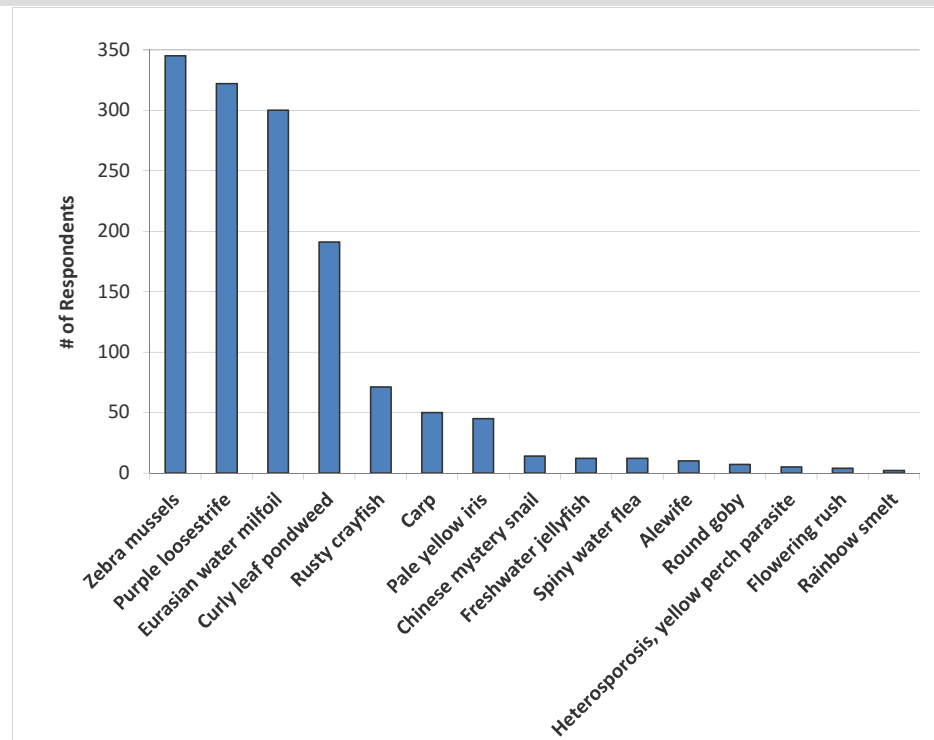
Answer Options	Response Percent	Response Count
No	6.8%	29
Yes	93.2%	399
	<i>answered question</i>	
	<b>428</b>	
	<i>skipped question</i>	
	<b>4</b>	

**19. Are you aware that some AIS mentioned about are present in the Chain?**

Answer Options	Response Percent	Response Count
No	3.8%	15
Yes	96.2%	378
	<i>answered question</i>	
	<b>393</b>	
	<i>skipped question</i>	
	<b>39</b>	

## 20. Which AIS do you think are in the Chain?

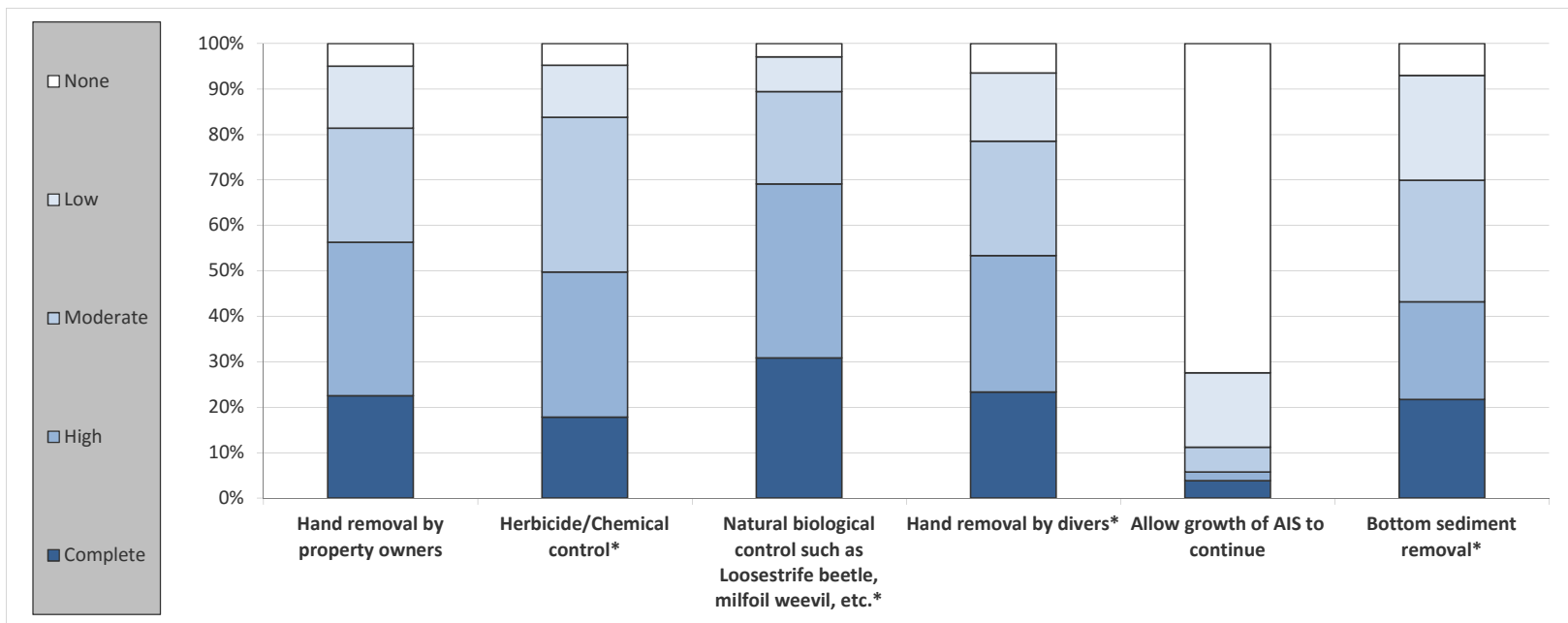
Answer Options	Response Percent	Response Count
Zebra mussels	92.0%	345
Purple loosestrife	85.9%	322
Eurasian water milfoil	80.0%	300
Curly leaf pondweed	50.9%	191
Rusty crayfish	18.9%	71
Carp	13.3%	50
Pale yellow iris	12.0%	45
Chinese mystery snail	3.7%	14
Freshwater jellyfish	3.2%	12
Spiny water flea	3.2%	12
Alewife	2.7%	10
Round goby	1.9%	7
Heterosporosis, yellow perch parasite	1.3%	5
Flowering rush	1.1%	4
Rainbow smelt	0.5%	2
Other - please specify.	5.3%	20
<b>answered question</b>		<b>375</b>
<b>skipped question</b>		<b>57</b>



**21. AIS can be managed using various techniques. What is your level of support for responsible use of the following?**

*Items marked \* require a DNR permit.*

Answer Options	None	Low	Moderate	High	Complete	Rating Average	Response Count
Hand removal by property owners	19	52	96	129	86	2.55	382
Herbicide/Chemical control*	18	44	130	122	68	2.47	382
Natural biological control such as Loosestrife beetle, milfoil weevil, etc.*	11	29	77	145	117	2.87	379
Hand removal by divers*	24	56	94	112	87	2.49	373
Allow growth of AIS to continue	265	60	20	7	14	0.48	366
Bottom sediment removal*	25	83	96	77	78	2.28	359
<b>answered question</b>							<b>398</b>
<b>skipped question</b>							<b>34</b>





**22. Are you aware that in past years natural biological and herbicide/chemical controls were used to treat Eurasian watermilfoil, curly-leaf pondweed and purple loosestrife on the Chain?**

Answer Options	Response Percent	Response Count
No	14.6%	62
Yes	85.5%	364
<b>answered question</b>		<b>426</b>
<b>skipped question</b>		<b>6</b>

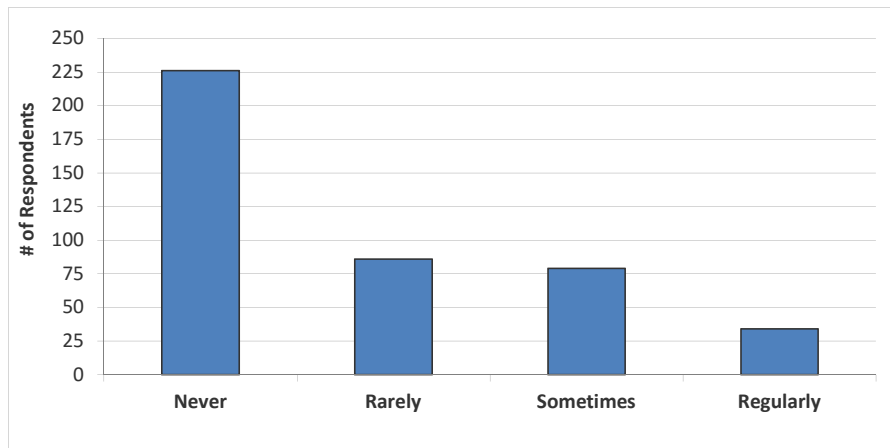
**Waupaca Chain O' Lakes District (WCOLD)**

**23. Which of the following WCOLD publications do you read?**

Answer Options	No	Yes	Response Count
Article in Lake Association spring newsletter each March	55	353	408
Aquatic invasive species (AIS) treatment notice each May	72	325	397
Annual meeting notice and proposed annual budget each July	101	288	389
<b>answered question</b>			<b>417</b>
<b>skipped question</b>			<b>15</b>

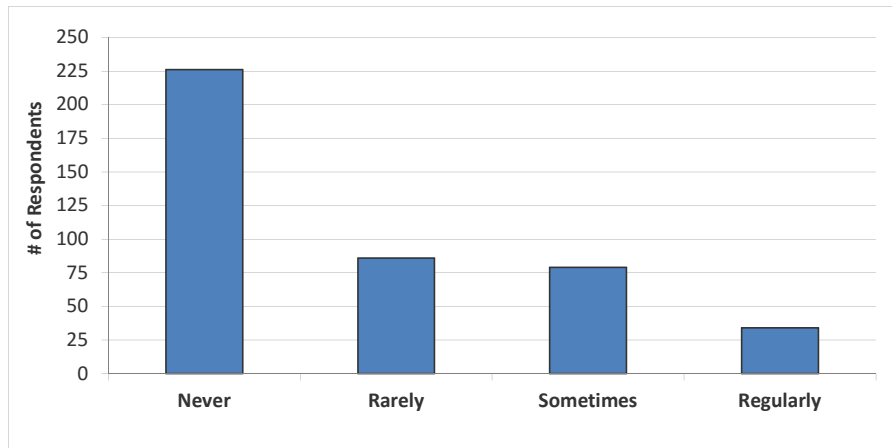
**24. How often have you attended the WCOLD annual meeting each August?**

Answer Options	Never	Rarely	Sometimes	Regularly	Response Count
	226	86	79	34	425
	<i>answered question</i>				<b>425</b>
	<i>skipped question</i>				<b>7</b>



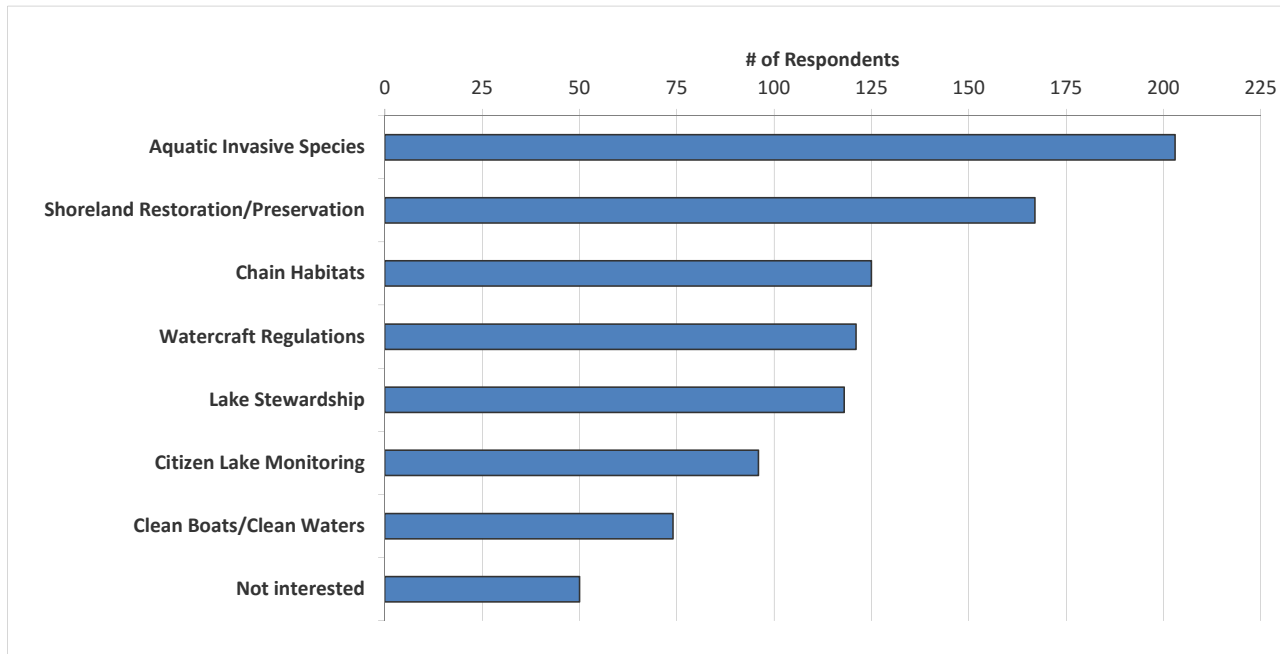
**25. How often have you looked at the WCOLD website, waupacachainolakesdistrict.com?**

Answer Options	Never	Rarely	Sometimes	Regularly	Response Count
	243	112	54	8	417
<i>answered question</i>					<b>417</b>
<i>skipped question</i>					<b>15</b>



**26. About which of the following topics would you like to learn more?**

Answer Options	Response Percent	Response Count
Aquatic Invasive Species	54.1%	203
Shoreland Restoration/Preservation	44.5%	167
Chain Habitats	33.3%	125
Watercraft Regulations	32.3%	121
Lake Stewardship	31.5%	118
Citizen Lake Monitoring	25.6%	96
Clean Boats/Clean Waters	19.7%	74
Not interested	13.3%	50
<b>answered question</b>		<b>375</b>
<b>skipped question</b>		<b>57</b>



**27. For what activities would you consider volunteering if the WCOLD would need assistance?**

Answer Options	Response Percent	Response Count
Do not wish to volunteer	66.6%	245
Monitoring water quality, Secchi testing	22.0%	81
Inspecting watercraft at boat landings	11.7%	43
Becoming a WCOLD board or committee member	8.7%	32
Attending annual spring Wisconsin Lakes Convention	7.6%	28
<b>answered question</b>		<b>368</b>
<b>skipped question</b>		<b>64</b>

