



# **PRELIMINARY BUDGET 2019**

Supervisor Betsy Maas  
Councilman Steven Frazier  
Councilwoman Corrina Kelley  
Councilman David McMorris  
Councilman John Welsh

## **Town of Union Vale**

10/18/2018  
County of Dutchess

## Budget Notes:

- The tax cap will not be exceeded but the total levy will increase by \$73,712
- Homeowners with a house assessed at \$300,000 who paid \$930 in town taxes in 2018 will pay \$954 in 2019
- For 2019, health insurance premiums went up 12.5%; workers' compensation insurance went up 215%
- Focus for 2018 was to re-align "businesses" or revenue producing departments so they would no longer lose money
- No services were cut or diminished but all departments and employees were cautious spenders
- Over-reliance on professional services was curtailed to save on expenditures
- Local law instituted by Town Board permitted collection of escrow fees by ZBA to save taxpayers' money
- Given 2.2% – 2.4% rate of inflation, employees were awarded a 3% increase in addition to several greater increases for merit & longevity
- Town Board is working on 5-year capital projects plan & multiyear financial plan so much needed maintenance and purchases can be scheduled

## SUMMARY OF PRELIMINARY TOWN BUDGET FOR 2019

CODE	FUND	APPROPRIATION AND PROVISION FOR OTHER USES	LESS ESTIMATED REVENUES	LESS UNEXPENDED BALANCE	AMOUNT TO BE RAISED BY TAXES
<b>TOWN</b>					
A	GENERAL	2,339,085	1,266,119	-	1,072,966
DA	HIGHWAY	<u>928,616</u>	<u>114,025</u>	<u>-</u>	<u>814,591</u>
<b>TOWN TOTAL</b>		<u><u>3,267,701</u></u>	<u><u>1,380,144</u></u>	<u><u>-</u></u>	<u><u>1,887,557</u></u>
<b>SPECIAL DISTRICT</b>					
S	DRAINAGE	<u>2,600</u>	<u>-</u>	<u>-</u>	<u>2,600</u>
<b>SPECIAL DISTRICT TOTAL</b>		<u><u>2,600</u></u>	<u><u>-</u></u>	<u><u>-</u></u>	<u><u>2,600</u></u>
<b>SUBTOTAL</b>		<u><u>3,270,301</u></u>	<u><u>1,380,144</u></u>	<u><u>-</u></u>	<u><u>1,890,157</u></u>
<b>FIRE DISTRICT</b>					
F	FIRE	<u>874,441</u>	<u>-</u>	<u>-</u>	<u>874,441</u>
<b>FIRE DISTRICT TOTAL</b>		<u><u>874,441</u></u>	<u><u>-</u></u>	<u><u>-</u></u>	<u><u>874,441</u></u>
<b>GRAND TOTAL</b>		<u><u>4,144,742</u></u>	<u><u>1,380,144</u></u>	<u><u>-</u></u>	<u><u>2,764,598</u></u>

	<u>2018</u>	<u>2019</u>	<u>\$ Change</u>	<u>% Change</u>
Town Taxable Assessed Value	585,229,220	594,058,393	8,829,173	2%
Divide by 1,000	1,000	1,000	1,000	
1,000 Units of Assessed Value	585,229	594,058	8,829	
General Fund Tax	1,079,116	1,072,966	(6,150)	-1%
General Fund Tax Per 1,000	1.84	1.81	(0.04)	-2%
Highway Fund Tax	734,729	814,591	79,862	11%
Highway Fund Tax Per 1,000	1.26	1.37	0.12	9%
Total Gen & Hwy Tax Per 1,000	3.10	3.18	0.08	3%
Total Gen & Hwy Tax	1,813,845	1,887,557	73,712	4%



## Town of Union Vale General / Highway Funds (A/D) Non-Property Tax Revenue Summary

Budget	2015	2016	2017	2018	2018	2019		2019
	Actual	Actual	Actual	Amended	YTD	Tentative		Adopted
Total A-Fund Revenues	1,122,168	1,210,372	2,193,240	1,175,939	1,015,339	1,252,689	1,266,119	1,266,119
Total D-Fund Revenues	138,139	28,997	122,089	115,525	59,599	114,025	114,025	114,025
Total Revenues	1,260,307	1,239,368	2,315,329	1,291,464	1,074,938	1,366,714	1,380,144	1,380,144
General (A Fund) Budget	2015	2016	2017	2018	2018	2019		2019
	Actual	Actual	Actual	Amended	YTD	Tentative		Adopted
1090 Tax Int. & Pen.	11,065	13,205	12,805	12,000	11,796	11,000	11,000	11,000
1120 Sales Tax	247,460	250,396	323,523	255,000	98,418	255,000	255,000	255,000
1170 Franchise Fees	58,782	44,895	61,430	61,000	45,974	61,800	61,800	61,800
1255 Town Clerk Fees	2,306	2,842	3,556	2,800	2,300	2,800	2,800	2,800
2001 Recreation - Yout	0	0	0	0	0	925	925	925
2001 Recreation - Adult	0	0	0	0	0	1,650	1,600	1,600
2001 Recreation Fees	271,381	396,428	355,982	7,570	500	0	0	0
2001 Summer Camps	0	0	0	259,975	352,177	325,000	332,000	332,000
2001 After Sch./TGTT	38,234	0	0	65,000	59,506	55,000	57,000	57,000
2001 Equestrian Fees	2,595	0	0	3,500	4,147	6,000	6,000	6,000
2001 Facility Rentals	0	0	0	22,100	18,099	22,000	25,100	25,100
2001 Sports/Other	0	0	0	0	0	1,720	2,200	2,200
2012 Concessions	21,332	0	20,095	20,000	18,374	18,500	18,500	18,500
2025 Pool Fees	19,893	65,229	27,955	28,650	29,009	27,000	27,400	27,400
2035 Auditorium Fees	33,316	7,510	1,690	0	0	0	0	0
2089 Special Events	23,570	90	25,607	22,100	20,830	22,600	22,100	22,100
2110 Zoning Fees	828	2,470	625	200	2,014	2,000	2,000	2,000
2115 Planning Fees	10,910	2,913	6,550	6,000	1,300	3,000	3,000	3,000
2130 Recycling Center	108,059	127,437	136,586	126,200	114,553	157,850	158,850	158,850
2401 Interest	6,887	2,143	834	500	546	600	600	600
2410 Property Rental	42,900	34,800	44,100	46,800	30,500	19,200	19,200	19,200
2544 Dog Licenses	4,321	4,057	3,185	3,500	2,223	3,000	3,000	3,000
2555 Building Fees	74,347	84,869	96,593	80,000	68,170	90,000	90,000	90,000
2610 Court Fines	19,072	29,977	41,970	36,000	16,146	24,000	24,000	24,000
2680 Insur. Recovery	2,686	5,198	77,442	0	0	0	0	0
2770 Unclassified Rev.	427	17,913	23,265	1,501	6,948	1,501	1,501	1,501
3001 State Aid	10,543	10,543	10,543	10,543	10,543	10,543	10,543	10,543
3005 Mortgage Tax	111,254	105,958	145,592	105,000	36,635	130,000	130,000	130,000
3089 Other Gen Gov S	0	0	0	0	50,000	0	0	0
3389 JCAP Grant	0	0	6,000	0	0	0	0	0
3910 Conservation Pro	0	0	0	0	14,632	0	0	0
4389 Fed Aid Pub Saf.	0	1,497	0	0	0	0	0	0
4789 Disaster Assistanc	0	0	2,313	0	0	0	0	0
5730 BAN Revenue	0	0	765,000	0	0	0	0	0
Total A-Fund Revenues	1,122,168	1,210,372	2,193,240	1,175,939	1,015,339	1,252,689	1,266,119	1,266,119

Highway (D Fund) Budget	2015	2016	2017	2018	2018	2019		2019
	Actual	Actual	Actual	Amended	YTD	Tentative		Adopted
2300 Transport. Serv.	34,200	3,269	8,529	1,500	0	0	0	0
2401 Interest	28	249	286	200	112	200	200	200
2650 Sale of Scrap and	0	0	0	0	532	0	0	0
2680 Insurance Recove	0	0	3,280	0	0	0	0	0
2770 Unclassified Rev.	1,210	13,990	2,755	0	0	0	0	0
3501 CHIPS	102,701	11,489	68,256	113,825	58,955	113,825	113,825	113,825
4785 Disaster Assistanc	0	0	38,982	0	0	0	0	0
<b>Total D-Fund Revenues</b>	<b>138,139</b>	<b>28,997</b>	<b>122,089</b>	<b>115,525</b>	<b>59,599</b>	<b>114,025</b>	<b>114,025</b>	<b>114,025</b>



# General Fund Expenditure Summary

ACCOUNTS	CODE	ACTUAL 2015	ACTUAL 2016	ACTUAL 2017	BUDGET THIS YEAR	YTD	BUDGET OFFICER'S	PRELIM-	ADOPTED
					AS ADOPTED 2018	ACTUAL 2018	TENTATIVE BUDGET 2019	INARY BUDGET 2019	BUDGET 2019
<b>GENERAL GOVERNMENT SUPPORT</b>									
<u>Town Board</u>									
Personal Services	1010.1	23,240	23,240	32,252	32,792	27,415	23,040	23,731	23,731
Contractual Exp	1010.4	1,840	3,215	8,203	3,700	2,548	7,200	7,200	7,200
	<b>1010 Total</b>	<b>25,080</b>	<b>26,455</b>	<b>40,455</b>	<b>36,492</b>	<b>29,963</b>	<b>30,240</b>	<b>30,931</b>	<b>30,931</b>
<u>Justice Court</u>									
Personal Services	1110.1	30,570	31,190	32,002	32,322	21,548	33,085	33,292	33,292
Contractual Exp	1110.4	15,933	23,900	32,254	28,830	11,488	21,600	21,600	21,600
	<b>1110 Total</b>	<b>46,503</b>	<b>55,091</b>	<b>64,256</b>	<b>61,152</b>	<b>33,036</b>	<b>54,685</b>	<b>54,892</b>	<b>54,892</b>
<u>Supervisor</u>									
Personal Services	1220.1	20,242	20,626	22,520	28,580	19,007	20,260	20,260	20,260
Contractual Exp	1220.4	774	107	754	803	0	803	803	803
	<b>1220 Total</b>	<b>21,016</b>	<b>20,733</b>	<b>23,274</b>	<b>29,383</b>	<b>19,007</b>	<b>21,063</b>	<b>21,063</b>	<b>21,063</b>
<u>Finance</u>									
Personal Services	1310.1	46,046	46,417	48,155	46,602	29,158	55,400	55,625	55,625
Contractual Exp	1310.4	873	41	228	1,100	3,136	9,600	10,165	10,165
	<b>1310 Total</b>	<b>46,919</b>	<b>46,459</b>	<b>48,383</b>	<b>47,702</b>	<b>32,294</b>	<b>65,000</b>	<b>65,790</b>	<b>65,790</b>
<u>Auditor</u>									
Personal Services	1320.4	6,068	2,981	12,650	11,300	7,110	13,800	13,800	13,800
	<b>1320 Total</b>	<b>6,068</b>	<b>2,981</b>	<b>12,650</b>	<b>11,300</b>	<b>7,110</b>	<b>13,800</b>	<b>13,800</b>	<b>13,800</b>
<u>Tax Collection</u>									
Personal Services	1330.1	7,116	7,258	7,331	0	0	0	0	0
Contractual Exp	1330.4	2,511	2,949	626	0	0	0	0	0
	<b>1330 Total</b>	<b>9,627</b>	<b>10,207</b>	<b>7,957</b>	<b>0</b>	<b>0</b>	<b>0</b>	<b>0</b>	<b>0</b>
<u>Budget</u>									
Personal Services	1340.1	2,975	3,035	3,035	3,035	1,012	3,035	3,035	3,035
	<b>1340 Total</b>	<b>2,975</b>	<b>3,035</b>	<b>3,035</b>	<b>3,035</b>	<b>1,012</b>	<b>3,035</b>	<b>3,035</b>	<b>3,035</b>
<u>Assessor</u>									
Personal Services	1355.1	29,983	37,404	45,783	14,792	7,343	21,300	21,300	21,300
Equip and Cap Outlay	1355.2	0	0	0	0	0	0	0	0
Contractual Exp	1355.4	903	0	391	25,500	21,572	32,500	32,500	32,500
	<b>1355 Total</b>	<b>30,886</b>	<b>37,404</b>	<b>46,174</b>	<b>40,292</b>	<b>28,915</b>	<b>53,800</b>	<b>53,800</b>	<b>53,800</b>



## General Fund Expenditure Summary

ACCOUNTS	CODE	ACTUAL 2015	ACTUAL 2016	ACTUAL 2017	BUDGET THIS YEAR	YTD	BUDGET OFFICER'S	PRELIM-	ADOPTED
					AS ADOPTED 2018	ACTUAL 2018	TENTATIVE BUDGET 2019	INARY BUDGET 2019	BUDGET 2019
<b><u>Town Clerk</u></b>									
Personal Services	1410.1	60,066	58,767	58,427	63,529	41,523	66,635	67,007	67,007
Equip and Cap Outlay	1410.2	0	0	0	1,000	0	0	0	0
Contractual Exp	1410.4	158	570	377	2,545	239	2,545	2,545	2,545
	<b>1410 Total</b>	<b>60,224</b>	<b>59,336</b>	<b>58,804</b>	<b>67,074</b>	<b>41,762</b>	<b>69,180</b>	<b>69,552</b>	<b>69,552</b>
<b><u>Attorney</u></b>									
Contractual Exp	1420.4	89,814	72,383	64,536	61,000	22,238	52,000	52,000	52,000
	<b>1420 Total</b>	<b>89,814</b>	<b>72,383</b>	<b>64,536</b>	<b>61,000</b>	<b>22,238</b>	<b>52,000</b>	<b>52,000</b>	<b>52,000</b>
<b><u>Engineer</u></b>									
Contractual Exp	1440.4	92,585	50,809	67,547	60,000	12,609	35,000	35,000	35,000
	<b>1440 Total</b>	<b>92,585</b>	<b>50,809</b>	<b>67,547</b>	<b>60,000</b>	<b>12,609</b>	<b>35,000</b>	<b>35,000</b>	<b>35,000</b>
<b><u>Records Management</u></b>									
Personal Services	1460.1	244	205	310	258	118	258	258	258
Contractual Exp	1460.4	0	0	0	0	0	0	0	0
	<b>1460 Total</b>	<b>244</b>	<b>205</b>	<b>310</b>	<b>258</b>	<b>118</b>	<b>258</b>	<b>258</b>	<b>258</b>
<b><u>Town Buildings</u></b>									
Personal Services	1620.1	0	0	0	0	0	0	0	0
Equip and Cap Outlay	1620.2	0	0	4,400	0	55,970	0	0	0
Contractual Exp	1620.4	171,339	119,974	329,717	101,228	50,490	94,756	94,756	94,756
	<b>1620 Total</b>	<b>171,339</b>	<b>119,974</b>	<b>334,117</b>	<b>101,228</b>	<b>106,460</b>	<b>94,756</b>	<b>94,756</b>	<b>94,756</b>
<b><u>Central Garage</u></b>									
Contractual Exp	1641.4	11,454	0	0	0	0	0	0	0
	<b>1641 Total</b>	<b>11,454</b>	<b>0</b>	<b>0</b>	<b>0</b>	<b>0</b>	<b>0</b>	<b>0</b>	<b>0</b>
<b><u>Central Storeroom</u></b>									
Equip and Cap Outlay	1660.2	14,504	1,835	0	0	0	0	0	0
Contractual Exp	1660.4	8,762	8,192	10,536	8,500	4,505	7,300	7,300	7,300
	<b>1660 Total</b>	<b>23,266</b>	<b>10,027</b>	<b>10,536</b>	<b>8,500</b>	<b>4,505</b>	<b>7,300</b>	<b>7,300</b>	<b>7,300</b>
<b><u>Printing / Mailing</u></b>									
Equip and Cap Outlay	1670.2	0	0	0	0	0	0	0	0
Contractual Exp	1670.4	16,785	17,127	10,315	13,340	9,871	14,260	14,260	14,260
	<b>1670 Total</b>	<b>16,785</b>	<b>17,127</b>	<b>10,315</b>	<b>13,340</b>	<b>9,871</b>	<b>14,260</b>	<b>14,260</b>	<b>14,260</b>
<b><u>DC RPT Chargebacks</u></b>									
Contractual Exp	1675.4	6,244	4,691	6,984	6,000	0	7,000	7,000	7,000
	<b>1675 Total</b>	<b>6,244</b>	<b>4,691</b>	<b>6,984</b>	<b>6,000</b>	<b>0</b>	<b>7,000</b>	<b>7,000</b>	<b>7,000</b>



## General Fund Expenditure Summary

ACCOUNTS	CODE	ACTUAL 2015	ACTUAL 2016	ACTUAL 2017	BUDGET THIS YEAR	YTD	BUDGET OFFICER'S	PRELIM-	ADOPTED
					AS ADOPTED 2018	ACTUAL 2018	TENTATIVE BUDGET 2019	INARY BUDGET 2019	BUDGET 2019
<b>Central Processing</b>									
Personal Services	1680.1	0	0	12,659	7,730	576	0	0	0
Equip and Cap Outlay	1680.2	0	0	1,712	2,299	0	11,471	11,471	11,471
Contractual Exp	1680.4	0	0	32,690	28,468	19,435	33,700	33,700	33,700
	<b>1680 Total</b>	<b>0</b>	<b>0</b>	<b>47,061</b>	<b>38,497</b>	<b>20,011</b>	<b>45,171</b>	<b>45,171</b>	<b>45,171</b>
<b>Insurance</b>									
Contractual Exp	1910.4	64,473	61,614	59,484	60,000	232	65,000	65,000	65,000
	<b>1910 Total</b>	<b>64,473</b>	<b>61,614</b>	<b>59,484</b>	<b>60,000</b>	<b>232</b>	<b>65,000</b>	<b>65,000</b>	<b>65,000</b>
<b>Municipal Dues</b>									
Contractual Exp	1920.4	1,250	1,100	1,100	1,100	0	1,100	1,100	1,100
	<b>1920 Total</b>	<b>1,250</b>	<b>1,100</b>	<b>1,100</b>	<b>1,100</b>	<b>0</b>	<b>1,100</b>	<b>1,100</b>	<b>1,100</b>
<b>Taxes on Property</b>									
Contractual Exp	1950.4	8,772	8,953	9,196	8,000	8,929	9,000	9,000	9,000
	<b>1950 Total</b>	<b>8,772</b>	<b>8,953</b>	<b>9,196</b>	<b>8,000</b>	<b>8,929</b>	<b>9,000</b>	<b>9,000</b>	<b>9,000</b>
<b>Library / MTA Tax</b>									
Contractual Exp	1989.4	0	0	0	1,500	0	0	0	0
	<b>1989 Total</b>	<b>0</b>	<b>0</b>	<b>0</b>	<b>1,500</b>	<b>0</b>	<b>0</b>	<b>0</b>	<b>0</b>
<b>Contingency</b>									
Contractual Exp	1990.4	0	0	0	50,000	15,500	100,000	119,897	119,897
	<b>1990 Total</b>	<b>0</b>	<b>0</b>	<b>0</b>	<b>50,000</b>	<b>15,500</b>	<b>100,000</b>	<b>119,897</b>	<b>119,897</b>
<b>TOTAL GENERAL GOVERNMENT SUPPORT</b>		<b>735,524</b>	<b>608,584</b>	<b>916,173</b>	<b>705,853</b>	<b>393,571</b>	<b>741,648</b>	<b>763,605</b>	<b>763,605</b>





## General Fund Expenditure Summary

ACCOUNTS	CODE	ACTUAL 2015	ACTUAL 2016	ACTUAL 2017	BUDGET	YTD	BUDGET	PRELIM-	ADOPTED
					THIS YEAR AS ADOPTED 2018	ACTUAL 2018	OFFICER'S TENTATIVE BUDGET 2019	INARY BUDGET 2019	BUDGET 2019
<b>PUBLIC SAFETY</b>									
<u>Constables</u>									
Personal Services	3120.1	15,807	18,648	19,324	20,231	11,272	23,415	23,415	23,415
Equip and Cap Outlay	3120.2	9,140	5,714	8,406	6,800	3,362	2,763	2,763	2,763
Contractual Exp	3120.4	8,657	2,596	8,611	5,800	190	5,800	5,800	5,800
	<b>3120 Total</b>	<b>33,604</b>	<b>26,958</b>	<b>36,341</b>	<b>32,831</b>	<b>14,824</b>	<b>31,978</b>	<b>31,978</b>	<b>31,978</b>
<u>Traffic Control Signage</u>									
Contractual Exp	3310.4	912	44	0	0	0	0	0	0
	<b>3310 Total</b>	<b>912</b>	<b>44</b>	<b>0</b>	<b>0</b>	<b>0</b>	<b>0</b>	<b>0</b>	<b>0</b>
<u>Dog Control</u>									
Personal Services	3510.1	7,210	7,354	7,428	7,502	4,906	7,502	7,727	7,727
Equip and Cap Outlay	3510.2	0	841	0	0	0	0	0	0
Contractual Exp	3510.4	1,400	0	1,808	1,500	315	1,500	1,500	1,500
	<b>3510 Total</b>	<b>8,610</b>	<b>8,195</b>	<b>9,236</b>	<b>9,002</b>	<b>5,221</b>	<b>9,002</b>	<b>9,227</b>	<b>9,227</b>
<u>Building Department</u>									
Personal Services	3620.1	76,182	74,787	68,906	72,845	47,113	85,353	85,353	85,353
Equip and Cap Outlay	3620.2	0	0	0	600	0	2,400	2,400	2,400
Contractual Exp	3620.4	935	789	1,633	1,080	1,164	1,080	1,080	1,080
	<b>3620 Total</b>	<b>77,117</b>	<b>75,576</b>	<b>70,539</b>	<b>74,525</b>	<b>48,277</b>	<b>88,833</b>	<b>88,833</b>	<b>88,833</b>
<b>TOTAL PUBLIC SAFETY</b>		<b>120,243</b>	<b>110,773</b>	<b>116,116</b>	<b>116,358</b>	<b>68,322</b>	<b>129,813</b>	<b>130,038</b>	<b>130,038</b>



## General Fund Expenditure Summary

ACCOUNTS	CODE	ACTUAL 2015	ACTUAL 2016	ACTUAL 2017	BUDGET THIS YEAR AS ADOPTED 2018	YTD ACTUAL 2018	BUDGET OFFICER'S TENTATIVE BUDGET 2019	PRELIM- INARY BUDGET 2019	ADOPTED BUDGET 2019
<b>HEALTH</b>									
<u>Registrar of Statistics</u>									
Personal Services	4020.1	1,436	1,464	0	1,479	0	1,494	1,479	1,479
	<b>4020 Total</b>	<b>1,436</b>	<b>1,464</b>	<b>0</b>	<b>1,479</b>	<b>0</b>	<b>1,494</b>	<b>1,479</b>	<b>1,479</b>
<b>TOTAL HEALTH</b>		<b>1,436</b>	<b>1,464</b>	<b>0</b>	<b>1,479</b>	<b>0</b>	<b>1,494</b>	<b>1,479</b>	<b>1,479</b>



## General Fund Expenditure Summary

ACCOUNTS	CODE	ACTUAL 2015	ACTUAL 2016	ACTUAL 2017	BUDGET THIS YEAR AS ADOPTED 2018	YTD ACTUAL 2018	BUDGET OFFICER'S TENTATIVE BUDGET 2019	PRELIM- INARY BUDGET 2019	ADOPTED BUDGET 2019
<b>TRANSPORTATION</b>									
<u>Highway Admin.</u>									
Personal Services	5010.1	56,358	57,485	57,485	58,060	38,058	60,382	60,382	60,382
Contractual Exp	5010.4	110	175	234	275	225	275	275	275
	<b>5010 Total</b>	<b>56,468</b>	<b>57,660</b>	<b>57,719</b>	<b>58,335</b>	<b>38,283</b>	<b>60,657</b>	<b>60,657</b>	<b>60,657</b>
<u>Highway Garage</u>									
Equip and Cap Outlay	5132.2	0	0	0	0	0	0	0	0
Contractual Exp	5132.4	16,573	10,273	8,384	17,000	10,340	22,000	22,000	22,000
	<b>5132 Total</b>	<b>16,573</b>	<b>10,273</b>	<b>8,384</b>	<b>17,000</b>	<b>10,340</b>	<b>22,000</b>	<b>22,000</b>	<b>22,000</b>
<b>TOTAL</b>									
<b>TRANSPORTATION</b>		<b>73,041</b>	<b>67,933</b>	<b>66,103</b>	<b>75,335</b>	<b>48,623</b>	<b>82,657</b>	<b>82,657</b>	<b>82,657</b>



## General Fund Expenditure Summary

ACCOUNTS	CODE	ACTUAL 2015	ACTUAL 2016	ACTUAL 2017	BUDGET THIS YEAR AS ADOPTED 2018	YTD ACTUAL 2018	BUDGET OFFICER'S TENTATIVE BUDGET 2019	PRELIM- INARY BUDGET 2019	ADOPTED BUDGET 2019
<b>ECONOMIC ASSISTANCE AND OPPORTUNITY</b>									
<u>Home Relief</u>									
Contractual Exp	6140.4	1,626	1,700	1,800	1,800	0	1,800	1,800	1,800
	<b>6140 Total</b>	<b>1,626</b>	<b>1,700</b>	<b>1,800</b>	<b>1,800</b>	<b>0</b>	<b>1,800</b>	<b>1,800</b>	<b>1,800</b>
<u>Programs for Aging</u>									
Contractual Exp	6772.4	4,549	6,909	0	0	973	0	0	0
	<b>6772 Total</b>	<b>4,549</b>	<b>6,909</b>	<b>0</b>	<b>0</b>	<b>973</b>	<b>0</b>	<b>0</b>	<b>0</b>
<b>TOTAL ECONOMIC ASSISTANCE AND OPPORTUNITY</b>		<b>6,175</b>	<b>8,609</b>	<b>1,800</b>	<b>1,800</b>	<b>973</b>	<b>1,800</b>	<b>1,800</b>	<b>1,800</b>



# General Fund Expenditure Summary

ACCOUNTS	CODE	ACTUAL 2015	ACTUAL 2016	ACTUAL 2017	BUDGET THIS YEAR	YTD ACTUAL 2018	BUDGET OFFICER'S	PRELIM- INARY BUDGET 2019	ADOPTED BUDGET 2019
					AS ADOPTED 2018		TENTATIVE BUDGET 2019		
<b>CULTURE AND RECREATION</b>									
<b>Parks</b>									
<u>Parks</u>									
Personal Services	7110.1	156,481	209,885	119,869	134,048	66,305	161,196	161,196	161,196
Equip and Cap Outlay	7110.2	3,318	2,545	16,830	28,086	53,174	20,886	70,886	70,886
Contractual Exp	7110.4	106,922	65,614	43,445	41,730	17,186	35,918	47,418	47,418
	<b>7110 Total</b>	<b>266,721</b>	<b>278,044</b>	<b>180,143</b>	<b>203,864</b>	<b>136,665</b>	<b>218,000</b>	<b>279,500</b>	<b>279,500</b>
<b>Total Parks</b>		<b>266,721</b>	<b>278,044</b>	<b>180,143</b>	<b>203,864</b>	<b>136,665</b>	<b>218,000</b>	<b>279,500</b>	<b>279,500</b>
<b>Recreation</b>									
<u>Recreation Admin.</u>									
Personal Services	7020.1	0	0	155,687	161,254	98,203	73,560	73,560	73,560
Equip and Cap Outlay	7020.2	0	0	4,735	0	0	0	0	0
Contractual Exp	7020.4	0	0	7,515	13,775	4,840	4,920	4,920	4,920
	<b>7020 Total</b>	<b>0</b>	<b>0</b>	<b>167,937</b>	<b>175,029</b>	<b>103,043</b>	<b>78,480</b>	<b>78,480</b>	<b>78,480</b>
<u>Youth Recreation</u>									
Personal Services	7140.1	217,501	224,364	2,371	2,700	0	0	0	0
Equip and Cap Outlay	7140.2	15,970	25,430	0	4,375	0	0	0	0
Contractual Exp	7140.4	21,288	15,138	12,788	14,730	3,147	239	239	239
	<b>7140 Total</b>	<b>254,759</b>	<b>264,932</b>	<b>15,159</b>	<b>21,805</b>	<b>3,147</b>	<b>239</b>	<b>239</b>	<b>239</b>
<u>Summer Camps</u>									
Personal Services	7141.1	0	0	110,539	147,200	96,811	141,113	141,113	141,113
Equip and Cap Outlay	7141.2	0	0	0	0	0	0	0	0
Contractual Exp	7141.4	15,944	13,936	39,723	55,129	32,797	14,650	14,650	14,650
	<b>7141 Total</b>	<b>15,944</b>	<b>13,936</b>	<b>150,261</b>	<b>202,329</b>	<b>129,608</b>	<b>155,763</b>	<b>155,763</b>	<b>155,763</b>
<u>After School Program</u>									
Personal Services	7142.1	0	0	35,623	30,340	14,404	23,680	23,680	23,680
Equip and Cap Outlay	7142.2	0	0	0	0	0	0	0	0
Contractual Exp	7142.4	0	0	1,939	2,000	410	2,000	2,000	2,000
	<b>7142 Total</b>	<b>0</b>	<b>0</b>	<b>37,562</b>	<b>32,340</b>	<b>14,814</b>	<b>25,680</b>	<b>25,680</b>	<b>25,680</b>
<u>TGTT</u>									
Personal Services	7143.1	0	0	14,375	14,091	4,973	12,642	12,642	12,642
Equip and Cap Outlay	7143.2	0	0	0	0	0	0	0	0
Contractual Exp	7143.4	0	0	0	0	0	0	0	0
	<b>7143 Total</b>	<b>0</b>	<b>0</b>	<b>14,375</b>	<b>14,091</b>	<b>4,973</b>	<b>12,642</b>	<b>12,642</b>	<b>12,642</b>



## General Fund Expenditure Summary

ACCOUNTS	CODE	ACTUAL 2015	ACTUAL 2016	ACTUAL 2017	BUDGET THIS YEAR	YTD ACTUAL 2018	BUDGET OFFICER'S	PRELIM-	ADOPTED
					AS ADOPTED 2018		TENTATIVE BUDGET 2019	INARY BUDGET 2019	BUDGET 2019
<b>Pool</b>									
Personal Services	7180.1	67,964	71,194	75,097	76,064	53,852	83,308	83,308	83,308
Equip and Cap Outlay	7180.2	0	6,519	316	5,977	0	3,000	3,000	3,000
Contractual Exp	7180.4	10,159	11,416	9,981	15,315	6,254	11,785	11,785	11,785
	<b>7180 Total</b>	<b>78,123</b>	<b>89,130</b>	<b>85,394</b>	<b>97,356</b>	<b>60,106</b>	<b>98,093</b>	<b>98,093</b>	<b>98,093</b>
<b>Concession Stand</b>									
Personal Services	7181.1	0	0	16,204	18,484	10,573	11,000	11,000	11,000
Equip and Cap Outlay	7181.2	0	0	0	1,833	0	0	0	0
Contractual Exp	7181.4	0	0	10,193	10,700	6,310	6,200	6,200	6,200
	<b>7181 Total</b>	<b>0</b>	<b>0</b>	<b>26,397</b>	<b>31,017</b>	<b>16,884</b>	<b>17,200</b>	<b>17,200</b>	<b>17,200</b>
<b>Equestrian Center</b>									
Personal Services	7182.1	0	0	1,255	2,536	2,536	0	0	0
Equip and Cap Outlay	7182.2	0	0	0	1,750	192	0	0	0
Contractual Exp	7182.4	0	0	2,526	3,260	1,010	4,500	4,500	4,500
	<b>7182 Total</b>	<b>0</b>	<b>0</b>	<b>3,781</b>	<b>7,546</b>	<b>3,738</b>	<b>4,500</b>	<b>4,500</b>	<b>4,500</b>
<b>Special Events</b>									
Contractual Exp	7560.4	472	831	0	0	0	0	0	0
	<b>7560 Total</b>	<b>472</b>	<b>831</b>	<b>0</b>	<b>0</b>	<b>0</b>	<b>0</b>	<b>0</b>	<b>0</b>
<b>Adult Recreation</b>									
Personal Services	7620.1	0	0	0	0	0	0	0	0
Equip and Cap Outlay	7620.2	0	0	0	0	0	0	0	0
Contractual Exp	7620.4	0	0	10,209	9,500	4,011	5,500	5,500	5,500
	<b>7620 Total</b>	<b>0</b>	<b>0</b>	<b>10,209</b>	<b>9,500</b>	<b>4,011</b>	<b>5,500</b>	<b>5,500</b>	<b>5,500</b>
<b>Special Events</b>									
Personal Services	7989.1	0	0	0	2,100	0	0	0	0
Contractual Exp	7989.4	31,590	20,373	20,657	18,500	3,602	17,300	17,300	17,300
	<b>7989 Total</b>	<b>31,590</b>	<b>20,373</b>	<b>20,657</b>	<b>20,600</b>	<b>3,602</b>	<b>17,300</b>	<b>17,300</b>	<b>17,300</b>
<b>Total Recreation</b>		<b>380,888</b>	<b>389,203</b>	<b>531,733</b>	<b>611,613</b>	<b>343,925</b>	<b>415,397</b>	<b>415,397</b>	<b>415,397</b>
<b>Other Culture and Recreation</b>									
<b>Library</b>									
Contractual Exp	7410.4	30,000	72,000	73,440	74,909	74,909	76,407	76,407	76,407
	<b>7410 Total</b>	<b>30,000</b>	<b>72,000</b>	<b>73,440</b>	<b>74,909</b>	<b>74,909</b>	<b>76,407</b>	<b>76,407</b>	<b>76,407</b>



## General Fund Expenditure Summary

ACCOUNTS	CODE	ACTUAL 2015	ACTUAL 2016	ACTUAL 2017	BUDGET THIS YEAR AS ADOPTED 2018	YTD ACTUAL 2018	BUDGET OFFICER'S TENTATIVE BUDGET 2019	PRELIM- INARY BUDGET 2019	ADOPTED BUDGET 2019
<u>Historian</u>									
Personal Services	7510.1	0	32	0	599	0	600	617	617
Contractual Exp	7510.4	0	0	0	0	0	0	0	0
	<b>7510 Total</b>	<b>0</b>	<b>32</b>	<b>0</b>	<b>599</b>	<b>0</b>	<b>600</b>	<b>617</b>	<b>617</b>
<u>Celebrations</u>									
Contractual Exp	7550.4	451	697	1,161	1,300	521	1,800	1,800	1,800
	<b>7550 Total</b>	<b>451</b>	<b>697</b>	<b>1,161</b>	<b>1,300</b>	<b>521</b>	<b>1,800</b>	<b>1,800</b>	<b>1,800</b>
<b>Total Other Culture and Recreation</b>		<b>30,451</b>	<b>72,729</b>	<b>74,601</b>	<b>76,808</b>	<b>75,430</b>	<b>78,807</b>	<b>78,824</b>	<b>78,824</b>
<b>TOTAL CULTURE AND RECREATION</b>		<b>678,060</b>	<b>739,976</b>	<b>786,477</b>	<b>892,285</b>	<b>556,020</b>	<b>712,204</b>	<b>773,721</b>	<b>773,721</b>



# General Fund Expenditure Summary

ACCOUNTS	CODE	ACTUAL 2015	ACTUAL 2016	ACTUAL 2017	BUDGET THIS YEAR	YTD	BUDGET OFFICER'S	PRELIM-	ADOPTED
					AS ADOPTED 2018	ACTUAL 2018	TENTATIVE BUDGET 2019	INARY BUDGET 2019	BUDGET 2019
<b>HOME AND COMMUNITY SERVICES</b>									
<u>Zoning Board</u>									
Personal Services	8010.1	13,013	9,186	5,138	6,151	0	12,711	12,711	12,711
Contractual Exp	8010.4	125	394	230	200	83	200	200	200
	<b>8010 Total</b>	<b>13,138</b>	<b>9,580</b>	<b>5,368</b>	<b>6,351</b>	<b>83</b>	<b>12,911</b>	<b>12,911</b>	<b>12,911</b>
<u>Planning Board</u>									
Personal Services	8020.1	16,176	8,695	6,687	9,005	300	15,569	15,569	15,569
Contractual Exp	8020.4	10,656	7,270	130	200	127	200	200	200
	<b>8020 Total</b>	<b>26,832</b>	<b>15,965</b>	<b>6,817</b>	<b>9,205</b>	<b>427</b>	<b>15,769</b>	<b>15,769</b>	<b>15,769</b>
<u>Recycling Center</u>									
Personal Services	8160.1	65,684	54,742	50,843	49,873	32,657	50,872	51,369	51,369
Equip and Cap Outlay	8160.2	0	0	0	7,000	0	0	0	0
Contractual Exp	8160.4	71,438	71,414	89,041	86,400	60,310	99,728	99,728	99,728
	<b>8160 Total</b>	<b>137,122</b>	<b>126,156</b>	<b>139,885</b>	<b>143,273</b>	<b>92,967</b>	<b>150,600</b>	<b>151,097</b>	<b>151,097</b>
<u>Landfill</u>									
Contractual Exp	8161.4	0	0	0	0	490	1,000	1,000	1,000
	<b>8161 Total</b>	<b>0</b>	<b>0</b>	<b>0</b>	<b>0</b>	<b>490</b>	<b>1,000</b>	<b>1,000</b>	<b>1,000</b>
<u>Media</u>									
Personal Services	8989.1	2,467	5,258	0	0	0	0	0	0
Equip and Cap Outlay	8989.2	0	2,763	0	0	0	0	0	0
Contractual Exp	8989.4	0	770	0	0	0	0	0	0
	<b>8989 Total</b>	<b>2,467</b>	<b>8,791</b>	<b>0</b>	<b>0</b>	<b>0</b>	<b>0</b>	<b>0</b>	<b>0</b>
<b>TOTAL HOME AND COMMUNITY SERVICES</b>		<b>179,559</b>	<b>160,492</b>	<b>152,070</b>	<b>158,829</b>	<b>93,967</b>	<b>180,280</b>	<b>180,777</b>	<b>180,777</b>





# General Fund Expenditure Summary

ACCOUNTS	CODE	ACTUAL 2015	ACTUAL 2016	ACTUAL 2017	BUDGET THIS YEAR AS ADOPTED 2018	YTD ACTUAL 2018	BUDGET OFFICER'S TENTATIVE BUDGET 2019	PRELIM- INARY BUDGET 2019	ADOPTED BUDGET 2019
<b>EMPLOYEE BENEFITS</b>									
<u>State Retirement</u>									
Employee Benefits	9010.8	128,602	109,177	99,329	102,000	0	93,527	93,527	93,527
	9010 Total	128,602	109,177	99,329	102,000	0	93,527	93,527	93,527
<u>SS / Medicare</u>									
Employee Benefits	9030.8	73,597	73,277	78,589	79,882	47,499	73,525	73,525	73,525
	9030 Total	73,597	73,277	78,589	79,882	47,499	73,525	73,525	73,525
<u>Workers Comp.</u>									
Employee Benefits	9040.8	13,530	13,254	9,195	9,931	9,931	47,360	31,659	31,659
	9040 Total	13,530	13,254	9,195	9,931	9,931	47,360	31,659	31,659
<u>Unemployment Ins.</u>									
Employee Benefits	9050.8	613	4,427	2,449	2,000	0	2,000	2,000	2,000
	9050 Total	613	4,427	2,449	2,000	0	2,000	2,000	2,000
<u>MTA Taxes</u>									
Employee Benefits	9055.8	995	903	0	0	0	0	0	0
	9055 Total	995	903	0	0	0	0	0	0
<u>Health Insurance</u>									
Employee Benefits	9060.8	130,945	98,574	88,765	89,652	67,222	134,409	124,938	124,938
	9060 Total	130,945	98,574	88,765	89,652	67,222	134,409	124,938	124,938
<b>TOTAL EMPLOYEE BENEFITS</b>		<b>348,282</b>	<b>299,611</b>	<b>278,327</b>	<b>283,465</b>	<b>124,652</b>	<b>350,821</b>	<b>325,649</b>	<b>325,649</b>



## General Fund Expenditure Summary

ACCOUNTS	CODE	ACTUAL 2015	ACTUAL 2016	ACTUAL 2017	BUDGET THIS YEAR AS ADOPTED 2018	YTD ACTUAL 2018	BUDGET OFFICER'S TENTATIVE BUDGET 2019	PRELIM- INARY BUDGET 2019	ADOPTED BUDGET 2019
<b>DEBT SERVICE</b>									
<u>BAN / Bonds</u>									
Principal	9710.6	30,000	35,000	800,000	70,000	50,000	111,452	61,452	61,452
Interest	9710.7	12,354	11,273	22,600	19,650	17,250	17,907	17,907	17,907
	<b>9710 Total</b>	<b>42,354</b>	<b>46,273</b>	<b>822,600</b>	<b>89,650</b>	<b>67,250</b>	<b>129,359</b>	<b>79,359</b>	<b>79,359</b>
<b>TOTAL DEBT SERVICE</b>		<b>42,354</b>	<b>46,273</b>	<b>822,600</b>	<b>89,650</b>	<b>67,250</b>	<b>129,359</b>	<b>79,359</b>	<b>79,359</b>
<b>TOTAL APPROPRIATIONS</b>		<b>2,184,674</b>	<b>2,043,715</b>	<b>3,139,665</b>	<b>2,325,054</b>	<b>1,353,378</b>	<b>2,330,076</b>	<b>2,339,085</b>	<b>2,339,085</b>



## Highway Fund Expenditure Summary

ACCOUNTS	CODE	ACTUAL 2015	ACTUAL 2016	ACTUAL 2017	BUDGET THIS YEAR	YTD ACTUAL 2018	BUDGET OFFICER'S TENTATIVE BUDGET	PRELIM- INARY BUDGET	ADOPTED BUDGET
					AS ADOPTED 2018		2019	2019	2019
<b>TRANSPORTATION</b>									
<u>General Repairs</u>									
Personal Services	5110.1	204,365	209,278	191,470	178,230	141,142	223,078	223,078	223,078
Contractual Exp	5110.4	73,661	74,037	70,376	80,069	31,468	80,069	75,069	75,069
	<b>5110 Total</b>	<b>278,026</b>	<b>283,315</b>	<b>261,845</b>	<b>258,299</b>	<b>172,610</b>	<b>303,147</b>	<b>298,147</b>	<b>298,147</b>
<u>Perm. Improvements</u>									
Contractual Exp	5112.4	252,202	165,885	201,830	263,825	20,383	277,825	273,825	273,825
	<b>5112 Total</b>	<b>252,202</b>	<b>165,885</b>	<b>201,830</b>	<b>263,825</b>	<b>20,383</b>	<b>277,825</b>	<b>273,825</b>	<b>273,825</b>
<u>Machinery</u>									
Equip and Cap Outlay	5130.2	7,206	73,737	0	0	0	0	0	0
Contractual Exp	5130.4	104,349	48,649	67,642	66,000	43,266	66,000	66,000	66,000
	<b>5130 Total</b>	<b>111,555</b>	<b>122,385</b>	<b>67,642</b>	<b>66,000</b>	<b>43,266</b>	<b>66,000</b>	<b>66,000</b>	<b>66,000</b>
<u>Miscellaneous</u>									
Contractual Exp	5140.4	4,572	0	0	0	0	0	0	0
	<b>5140 Total</b>	<b>4,572</b>	<b>0</b>	<b>0</b>	<b>0</b>	<b>0</b>	<b>0</b>	<b>0</b>	<b>0</b>
<u>Snow Removal</u>									
Personal Services	5142.1	47,994	23,137	34,208	45,000	5,645	45,000	45,000	45,000
Contractual Exp	5142.4	113,886	103,140	140,325	130,000	127,616	130,000	140,000	140,000
	<b>5142 Total</b>	<b>161,880</b>	<b>126,277</b>	<b>174,533</b>	<b>175,000</b>	<b>133,261</b>	<b>175,000</b>	<b>185,000</b>	<b>185,000</b>
<b>TOTAL TRANSPORTATION</b>		<b>808,235</b>	<b>697,862</b>	<b>705,850</b>	<b>763,124</b>	<b>369,520</b>	<b>821,972</b>	<b>822,972</b>	<b>822,972</b>

**EMPLOYEE BENEFITS**Social Security

Employee Benefits	9030.8	17,759	17,780	12,135	17,077	10,554	20,508	20,508	20,508
9030 Total		17,759	17,780	12,135	17,077	10,554	20,508	20,508	20,508

Workers Comp.

Employee Benefits	9040.8	0	0	5,252	5,672	5,672	26,640	17,808	17,808
9040 Total		0	0	5,252	5,672	5,672	26,640	17,808	17,808

Unemployment Ins.

Employee Benefits	9050.8	0	0	0	1,000	0	1,000	1,000	1,000
9050 Total		0	0	0	1,000	0	1,000	1,000	1,000

Health Insurance

Employee Benefits	9060.8	62,895	67,428	52,950	62,780	28,190	52,140	52,528	52,528
9060 Total		62,895	67,428	52,950	62,780	28,190	52,140	52,528	52,528

**TOTAL EMPLOYEE  
BENEFITS**

		<b>80,654</b>	<b>85,207</b>	<b>70,337</b>	<b>86,529</b>	<b>44,416</b>	<b>100,288</b>	<b>91,844</b>	<b>91,844</b>
--	--	---------------	---------------	---------------	---------------	---------------	----------------	---------------	---------------

**DEBT SERVICE**BAN / Bonds

Principal	9710.6	0	0	0	12,000	0	12,000	12,000	12,000
Interest	9710.7	0	0	0	1,800	0	1,800	1,800	1,800
<b>9710 Total</b>		<b>0</b>	<b>0</b>	<b>0</b>	<b>13,800</b>	<b>0</b>	<b>13,800</b>	<b>13,800</b>	<b>13,800</b>

**TOTAL DEBT  
SERVICE**

	<b>0</b>	<b>0</b>	<b>0</b>	<b>13,800</b>	<b>0</b>	<b>13,800</b>	<b>13,800</b>	<b>13,800</b>
--	----------	----------	----------	---------------	----------	---------------	---------------	---------------

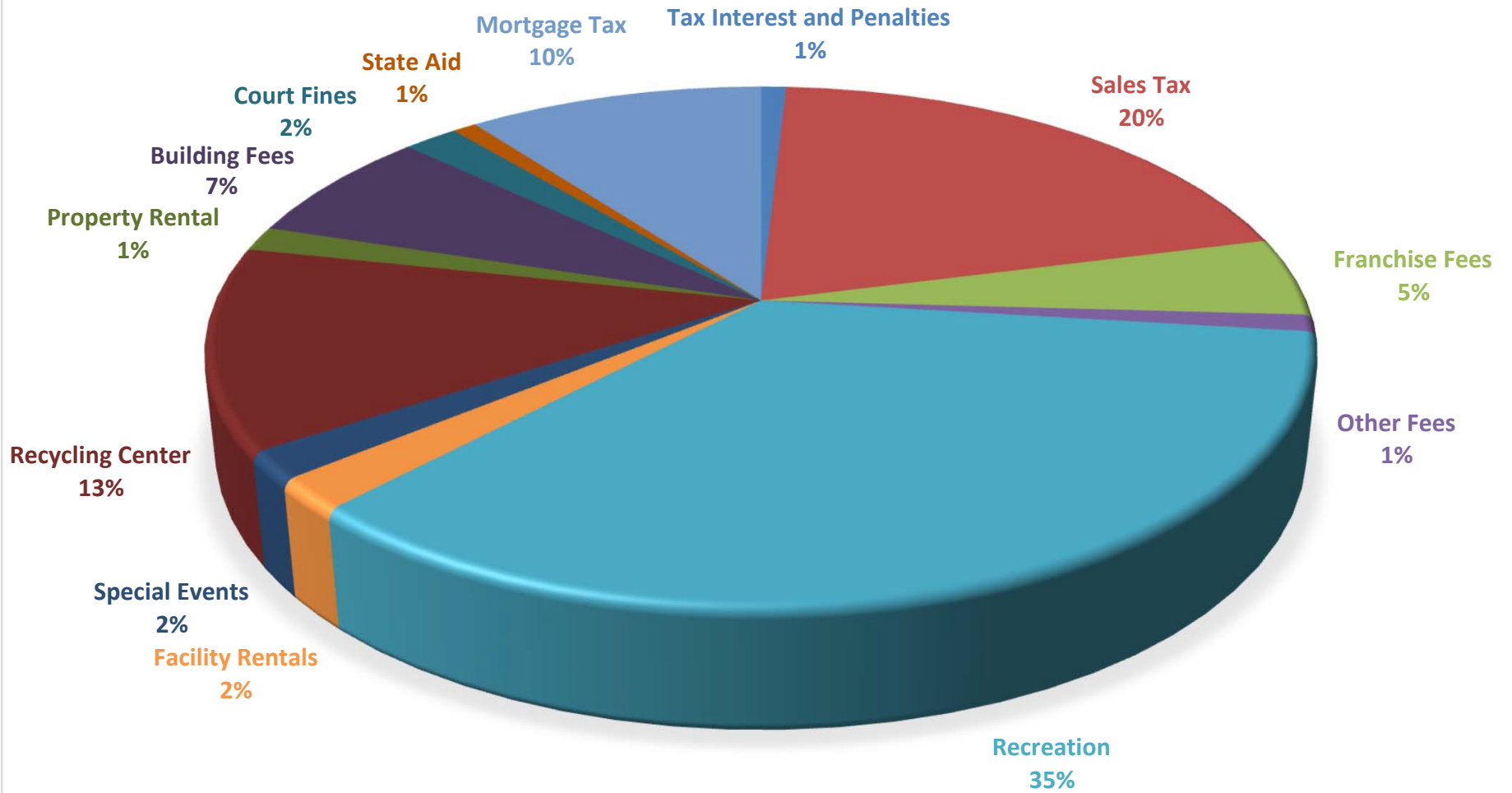
**TOTAL  
APPROPRIATIONS**

<b>888,889</b>	<b>783,070</b>	<b>776,187</b>	<b>863,453</b>	<b>413,936</b>	<b>936,060</b>	<b>928,616</b>	<b>928,616</b>
----------------	----------------	----------------	----------------	----------------	----------------	----------------	----------------

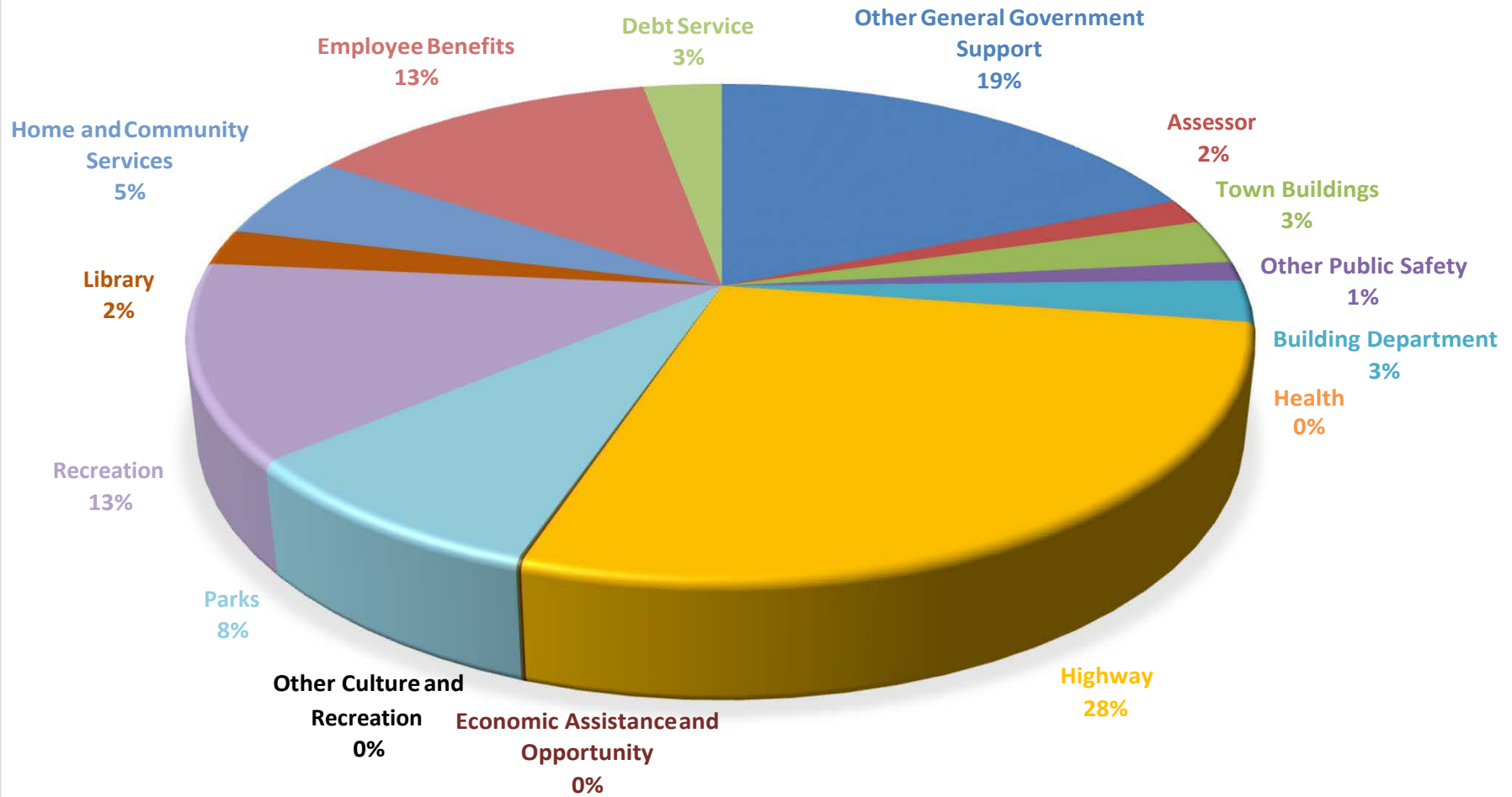
**Town of Union Vale  
LONG TERM LIABILITES  
September 30, 2018**

Type of Debt	Issuer	Start Date	End Date	Payment Structure	Payment Amount	Interest Rate	Balance a/o December 2018
Serial Bond	Greene County Commercial Bank	2/2/2017	2/1/2031	Principal Payment Due every Feb. Principal payment increases over time. Declining Interest Payment (2x) in Feb. & Aug. Ex. 1st payment: \$40K; Final payment: \$73K	Principal \$50,000 plus Interest paid 2/1/18: \$8687.50 / Interest due 8/1/18: \$8562.50	2.89%	\$ 715,000.00
Lease Purchase - Ford F 350 (Tymor Park)	M & T Bank	8/1/2015	7/1/2020	Monthly Payments	\$821.06	4.50%	\$ 15,468.24
Lease Purchase - Ford Explorer (for Constable & Code Enforcer use)	M & T Bank	5/1/2015	2/1/2019	Quarterly Payments	\$1,681.23	4.48%	\$ 1,662.52
Loan for Large Scale Toro Mower for Parks: \$47,000	Bank of Millbrook	7/13/2018	7/13/2022	48 Monthly Payments	\$1,035.13	3%	42,341.59
<b>Total Debt (2018 Year End)</b>							<b>\$ 774,472.35</b>
<b>2019 Purchase:</b> Highway Pick Up w/ Utility Body: \$68,000	TBD	1/1/2019		TBD			
<b>2019 Debt Service for:</b>	<b>Interest</b>	<b>Principal</b>	<b>Total</b>				
Serial Bond	16,937.50	50,000.00					
Ford 350	459.29	7853.18					
Ford Explorer	18.71	1662.52					
Toro Mower	1,021.41	11,400.15					
Hwy Pick up	1,800.00	12,000.00					
<b>Total Interest/Principal</b>	<b>20,236.91</b>	<b>82,915.85</b>	<b>103,152.76</b>				
<b>Total Debt (2019 Year End)</b>							<b>\$ 755,971.00</b>

# PRELIMINARY BUDGET - REVENUE

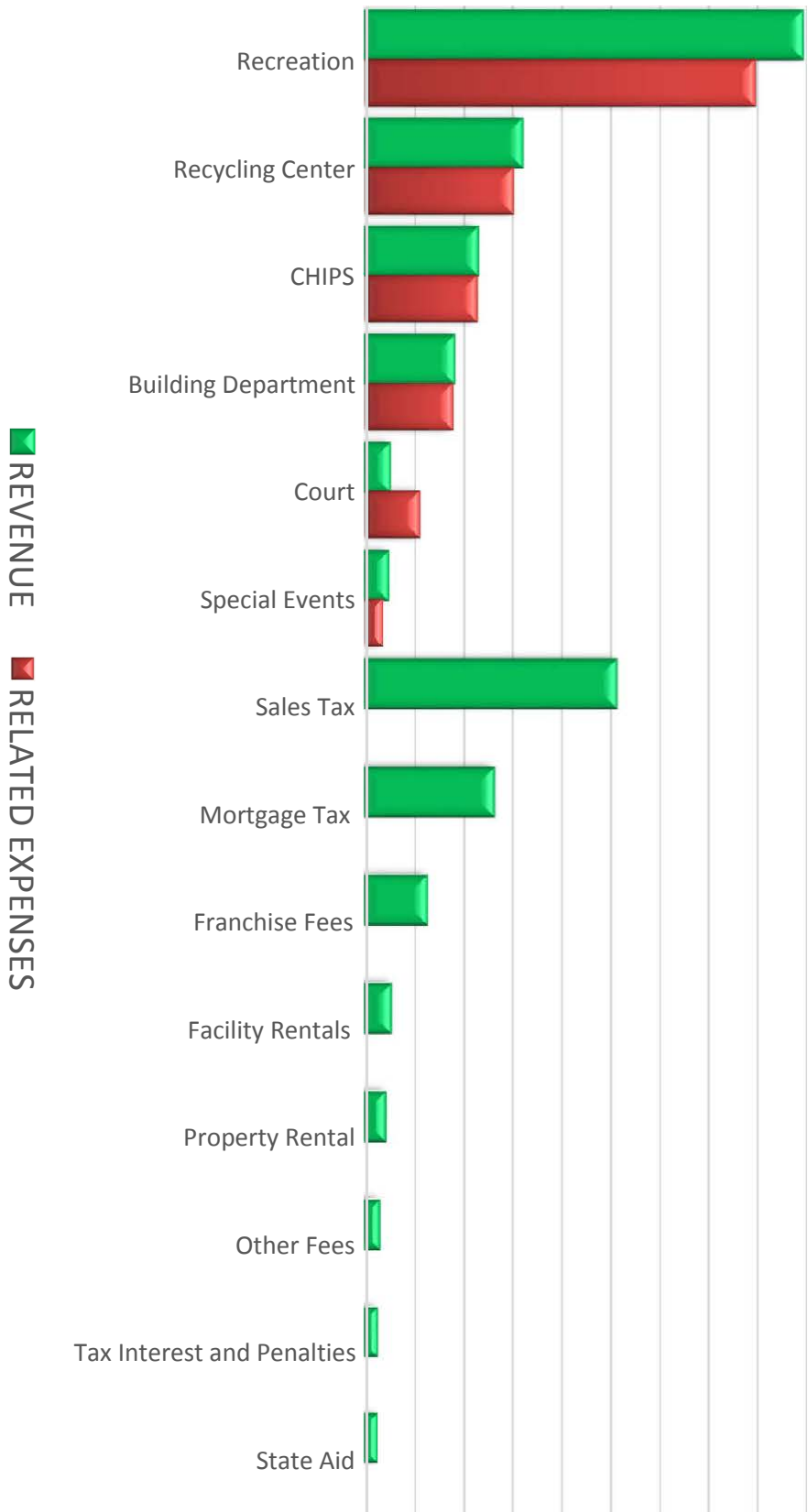


# PRELIMINARY BUDGET - EXPENDITURES





# Preliminary Budget - Revenue Analysis



# PRELIMINARY BUDGET - EXPENDITURE OVERVIEW

