





## 2017 Worthington Results

Report Generated: 11/08/2017 5:00 PM MST

### Worthington City Council (Gr. 3-12)

	Name	Party	Votes
	 Beth Kowalczyk	n/a	108 (18.12%)
	 Rachael Dorothy	n/a	91 (15.27%)
	 Scott Myers	n/a	85 (14.26%)
	 Michael C. Troper	n/a	71 (11.91%)
	 David W. Robinson	n/a	67 (11.24%)
	 Sean C. Demaree	n/a	56 (9.4%)
	 David Norstrom	n/a	46 (7.72%)
	 Michael D. Farley	n/a	41 (6.88%)
	 Jan C. Mykel	n/a	31 (5.2%)
			Total Votes: 596

### Worthington Board of Education (Gr. 3-12)

	Name	Party	Votes
	 Nikki Hudson	n/a	175 (22.32%)
	 Sam Shim	n/a	156 (19.9%)
	 P. R. Casey	n/a	154 (19.64%)
	 Jennifer Best	n/a	109 (13.9%)
	 Amy Lloyd	n/a	105 (13.39%)
	 William Scott Ebright	n/a	43 (5.48%)
	 Marc A. Schare	n/a	42 (5.36%)

Franklin County Issue #4

<b>Name</b>	<b>Yes Votes</b>	<b>No Votes</b>	<b>Total</b>
Franklin County Developmental Disabilities Renewal Levy	322 (74.02%)	113 (25.98%)	435

State Issue 2 - Limit Amount Paid for Prescription Drugs

<b>Name</b>	<b>Yes Votes</b>	<b>No Votes</b>	<b>Total</b>
Ohio Drug Price Relief Act	209 (48.16%)	225 (51.84%)	434