
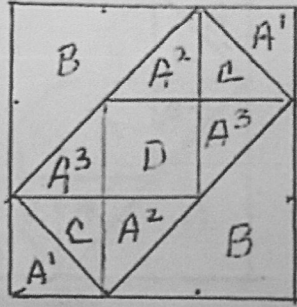


Block of the Month




May 2023


"Hour Glass"



Polka dots, green, white



- White A : cut three $4 \frac{7}{8}$, cut diagonally
- Green B : cut one $8 \frac{7}{8}$, cut diagonally
- Dots C : cut one $4 \frac{7}{8}$, cut diagonally
- D : cut one $4 \frac{1}{2}$



Sew carefully as many bias seams:

Sew A-1 to C to make two squares

Sew A-2's to other side of C's, as in diagram

Sew A-3's to both sides of D, as shown

Sew three sections together; sew B's to sides to complete block.

June fat quarters: Assorted small flower prints

