

Billets & Blades

THE OFFICIAL PUBLICATION OF
THE NORTH CAROLINA CUSTOM KNIFEMAKERS GUILD

SPECIAL POINTS OF INTEREST:

- The next **North Carolina Custom Knifemakers Guild** meeting date: July, 20, 2019 at MCC
- New Tee shirts are in come and get a couple



Pictured: Board of Directors Knife Auctioned off at Blade show 2019

INSIDE THIS ISSUE:

From the Editor	2
Letter from the President	3
Guild Officers & Directors	3
Hand Sanding Take 2	4-6
Blade Show 2019	7-9
2018 MCC Class Schedule	10
Upcoming meetings	11

ABOUT THIS PUBLICATION AND OUR GUILD

Billets and Blades is the official publication of the North Carolina Custom Knifemakers Guild. It is compiled and published in four annual issues, with two additional special publication dates possible each year.

The North Carolina Custom Knifemakers Guild was formed to meet the needs of the growing body of custom knife makers in the southeastern United States. The purpose of this newsletter is to serve as a medium of exchange for the members of the NCCKG.

Billets and Blades is copyrighted in its entirety by the North Carolina Custom Knifemakers Guild. Permission to quote small noncontiguous passages is freely given as long as appropriate citations are used. Permission to reprint, in whole or in part, must be requested from the Guild. Please contact the editor.

Knife making and related endeavors are inherently dangerous crafts or occupations. The material contained in this newsletter is for information only and is not intended for private instruction. Therefore, the North Carolina Custom Knifemakers Guild and its Officers and Editor specifically disclaim any and all responsibility for damage or injury that may occur as a result of the use of any information that is contained in this newsletter.

Advertising Policy:

The NCCKG accepts no paid advertising as a matter of policy. From time to time, advertisements may appear that are deemed by the officers to be in the best interest of the Guild. Space for advertisements is offered free to Guild members who wish to promote a service or offer specific items for sale. The officers and editor reserve the right to edit advertisements for brevity.

Members, please submit ads to the one of the board of directors listed on the following page.

FROM THE EDITOR

If you are a new member, please make sure that we have your correct email and physical mailing addresses. You may send this information to us via email.

If you are currently receiving *Billets and Blades* but are no longer interested in receiving it please let us know.

If you know of someone who may be interested in becoming a member, please let a board member know and we'll be happy to mail a copy of the current newsletter to that person.

Existing members, please check the website to verify that we have your correct information. Especially your correct email address so you may be contacted should the need arise. We are always in need of pictures, articles and ideas on how to make the website and newsletter better. Please contact a board member with any suggestions.

LETTER FROM THE PRESIDENT

Letter from the President. Summer 2019

Well it's been another year since the last Blade Show. This years was great. Would like to thank Murphy Ragsdale and Gene Smith for their hard work and dedication on the table set up and manning the table for most of the show. We gave away two really nice knives. Fridays was won by Allison Randall and the Directors knife was won by Eddie Swing. We had a great amount of interest in the guild and picked up a couple of new members. We are trying to get a booth for next year. The table areas are very cramped. Get with Murphy Ragsdale if you are interested in working the table next year. Remember if you work the table you can display and sell your knives while you are there. A table at the show is pushing \$600 so this is a great perk for your labor. There was a record crowd this year. Get with Murphy and reserve your spot.

It has been brought to my attention that some members have a special event planned for the July meeting. I feel this is what our guild is about. I can't say much about it here but it's a good thing.

I want to take this time to wish everyone good luck in the cutting competition. Bring those big choppers and cut some stuff.

Remember:

All knives can be no more than a 10 inch blade.

NO more than 15 inches overall and 2 inch width.

Good luck to all. Maybe you can unseat Barry Clodfelter as champion.

We are starting a new program to get members to submit articles for the News Letter and do demos. Each article will pay \$25.00 and a ticket. You will also get a ticket for each demo. Next year we will be giving away some items such as 5 gal. of Parks 50, a knife making class at Montgomery collage. Or one of several items to be determined. You can't buy these tickets. You can only get them from doing a demo or an article for the Newsletter.

Barry still needs Newsletter articles and people to do demos. Please help he can't do it all. People he does a lot of work for this guild. So does Darrin Sirois . Thank them when you see them. Your guild would not be what it is without them. From the response I received at the Blade Show our guild is considered one of the best in the country. People as far away as Texas told me our guild is what theirs is modeled after. So to Barry and Darrin, Thank-You for all you do.

Hope you all have a great summer see you in July

Andy Sharpe
President NCKMG

2019 GUILD OFFICERS & DIRECTORS

President

Andy Sharpe
Lexington, NC 27295
336-853-6854
sharpeknives@yahoo.com

Vice President

Barry Clodfelter
Davidson, NC 28036
704-791-6588
barry@clodfelterknives.com

Secretary/Treasurer

Darrin Sirois
Fay, NC 28304
910-584-6928
knives@TCTKnives.com

Director

Murphy Ragsdale
Southern Pines, NC 28387
910-276-6660
mragdale77638@roadrunner.com

Director

David Askew
Gold Hill, NC 28071
704-433-4293
askewbama@aol.com

Editor & Webmaster

Barry Clodfelter

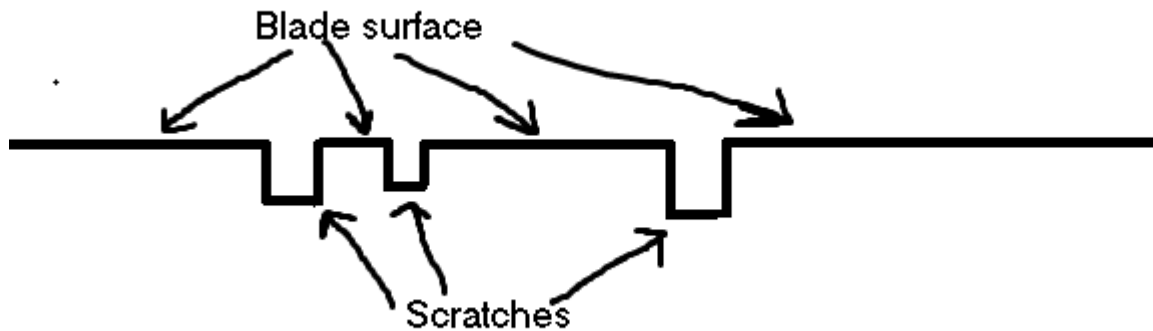
Hand Sanding Take 2

By

Barry Clodfelter

Several years ago I wrote an article on hand sanding for the newsletter and while my philosophy on hand sanding has not changed my methods have evolved somewhat. Improving a technique or method for any particular part of the knife making process to become more efficient is one of my goals.

First of all hand sanding starts on the grinder. If you don't have a uniform grind without deep scratches you will spend way too much time at the bench using paper to get them out. You are not actually sanding out scratches, you are sanding everything that is not a scratch down to the lowest level of the deepest scratch. The picture below shows a small cross section of a blade. It will take a lot sanding to get the blade surface down to the level of the deepest scratch.

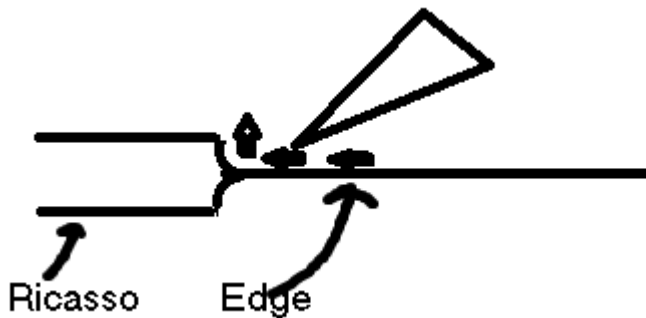


The best thing to do is go back to the grinder and get a more uniform scratch pattern from your belt. I usually stop at 220 on the grinder but you may can go to a 400 grit belt to get a uniform scratch pattern with NO deep scratches. Below is what you want to have when you start hand sanding.



Which one do you think will take less time to get the scratches out? The bottom one of course! If you were at the last meeting and saw my demo you would know that it took maybe 20 minutes to take a 5" hunter blade from a 220 grinder finish to a very good 800 grit hand sanded finish. There is nothing magic about the process and you can do the same with a little practice.


That is enough theory and it's time to get on with the how to. You will want a perfectly flat sanding stick for the initial hand finish at 220. This ensures that your ricasso and blade are perfectly flat and the only scratches are the ones you just made. Every hint of a scratch from the belt need to be removed before moving on to the next grit. With the ricasso and blade flat and free from belt scratches you will need to work on the plunge area. I have a micarta stick that has one sharp edge. I wrap paper over the edge and starting $\frac{1}{2}$ " to 1" away (always vary your starting point or you will dish out a mark on the blade flat) push the edge into and up the plunge with our rolling over onto the ricasso. To help keep the stick off the plunge I rest a finger on the blade and use it as a lever to push the sanding stick into and up the plunge.



Your goal for this step is to end up with a very good 220 hand finish on the entire blade. There should not be any scratches that are not going the way you sanded the blade. Including the plunge area. The next grit I go to from here is 400 and I sand at a diagonal from the 220 finish. When you finish all of the scratches should be going in the same direction. Light here is your best friend. If daytime and the sun is out take the blade outside and look for scratches. If not a very good light can show you any rogue scratches. When I have a clean 400 grit pattern I go up to 600 grit and sand diagonal in the opposite direction as the 400 grit. Including the plunge area. When I start on the 600 grit I will use a backer on a sanding stick like pouno board from Tandy or a piece of leather should work the same. I prefer the pouno board because it is tough and has just a little give, it can be flattened on a platen or disc sander and the corners have some give to allow me to get into the plunge area with the higher grit papers. The last grit I use is 800. At this grit I go back to sanding the length of the blade. When you have all of the 600 grit scratches out and you are ready for making the satin finish smooth and neat take long strokes to help minimize the J-hooks. This final step will take some experimenting and lots of practice to get a great finish but is well worth the effort.

A few random thoughts....I use WD-40 on all grits as lube. The paper lasts a little longer when using a lubricant and WD-40 doesn't rust the blade should you not get it all wiped off. When using the higher grits on the pouno board the action in the plunge area is a rocking motion using the edge without breaking over the edge of the ricasso. Make sure you are still sanding as close to direction you are sanding as possible in the plunge area so you can see any prior grit scratches left in there.

Here is a look at the tools I use. The bottom is the plunge tool, next is a micarta stick for flat flats, the other two are micarta with pouno board attached with contact cement.



And lastly the blade from the demo.



Stay sharp my friends!

Blade Show 2019

By
Gene Smith

Well it's that time of year again! A time of year I look forward to. Anticipating and awaiting for the date to get here. Playing the Motel reservation games. Gathering up all the necessities needed to set up The North Carolina Custom Knifemakers Guild table (2nd year running), and what a good year it was! Checking in and getting badges on Thursday and making sure the table was ready for presentation on Friday. DOORS open for early bird! The stampede to certain knife makers, the slow steady walk of the seasoned collectors, the building filled so quickly you wonder how far away they came, will they stop by our table to get information on the guild, will they buy any raffle tickets. As always if you can't find something at the Blade Show to tickle your fancy then your fancy can't be tickled. Alicia Randall won the Friday Knife giveaway and Eddie Swing won the Board of Directors Knife on Saturday! We had a good amount of tickets sold for each day. A few Knifemakers brought knives to sell and the table really looked good with all those outstanding blades on display. Good Friends, Good Fellowship, Great subject matter! Can't wait till next year, Blade 2020! YEA!



Ms. Allison Randall with her winning knife!



Mr. Eddie Swing with his winning BOD knife!



2019 Montgomery Community College Knifemaking Schedule

Nothing Scheduled

What a great line up of classes for 2019! This list will be updated as more are announced.

Contact Montgomery CC for additional class information or to register for a class.

UPCOMING 2018 GUILD MEETINGS

Saturday January 19th, 2019

Location: Montgomery Community College

Saturday April 20st, 2019

Location: Montgomery Community College

Elections to be held for VP and a director.

Saturday July 20st, 2019

Location: Montgomery Community College

Saturday October 19th, 2019

Location: Lowe Warner Park

Dues are due in October!

Events Include:

Board Meeting begins at 8:30am, to be followed by our General Business Meeting & Iron in the Hat

Demos:

Will be determined and published on the website prior to the meeting.

Blade Show – June 7-9, 2019

Contact Murphy Ragsdale for table information and volunteer to help!

If you are not a juried member and wish to become one bring at least three knives for the leadership team to review.

The **North Carolina Custom Knifemakers Guild** was founded in June of 1992. Our goals are to:

- Promote the craft of custom knife making
- Seek to constantly improve the craftsmanship of its members
- Provide an educational resource to anyone interested in the craft
- To encourage new makers and provide a forum for their training

Through public knife making and forging demonstrations by a group or individual members, we try to display the craft and to educate the public. It is our intent to raise the general awareness of custom made knives and the people who create them. That is why there is no cost to attend one of our meetings, and we welcome anyone with an interest in knife making.

Our quarterly meetings are organized around speakers and various demonstrations of activities important to our craft. These speakers and demonstrations are from our members or experts in the field who come as our guests. As a training resource, our Guild is prepared to present any aspect of our craft to organizations that feel it would be beneficial and informative.

