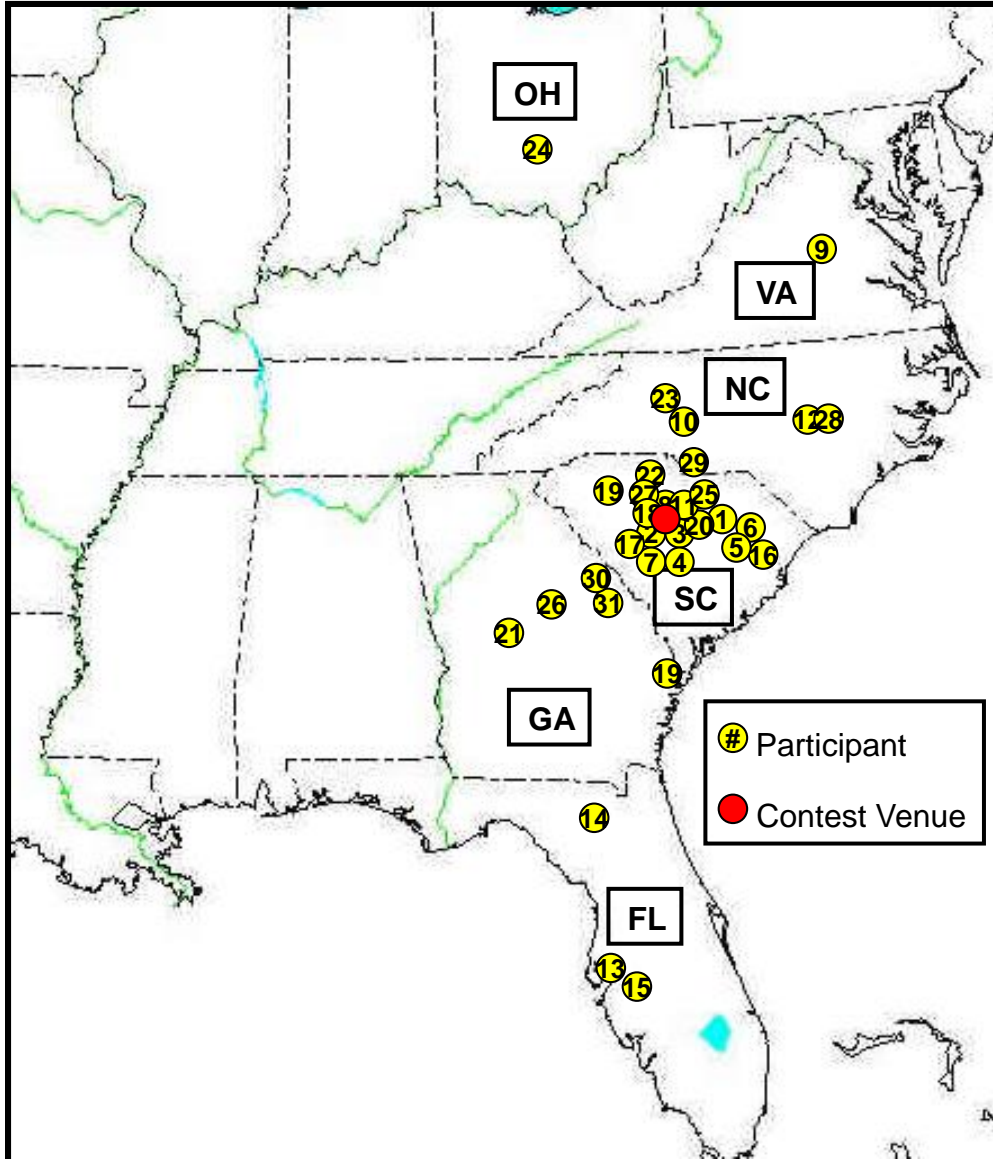


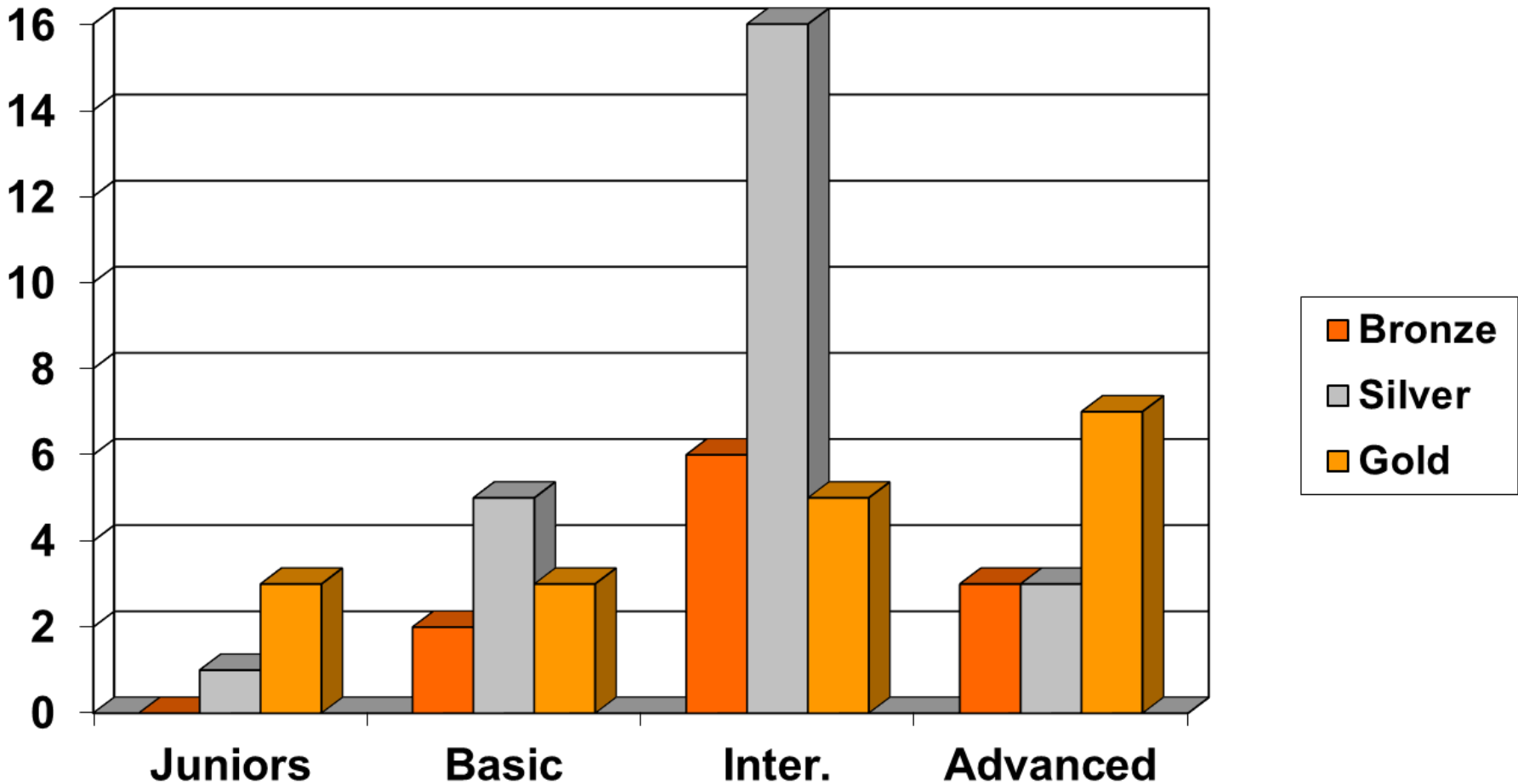
Geographic Distribution Contest Participants



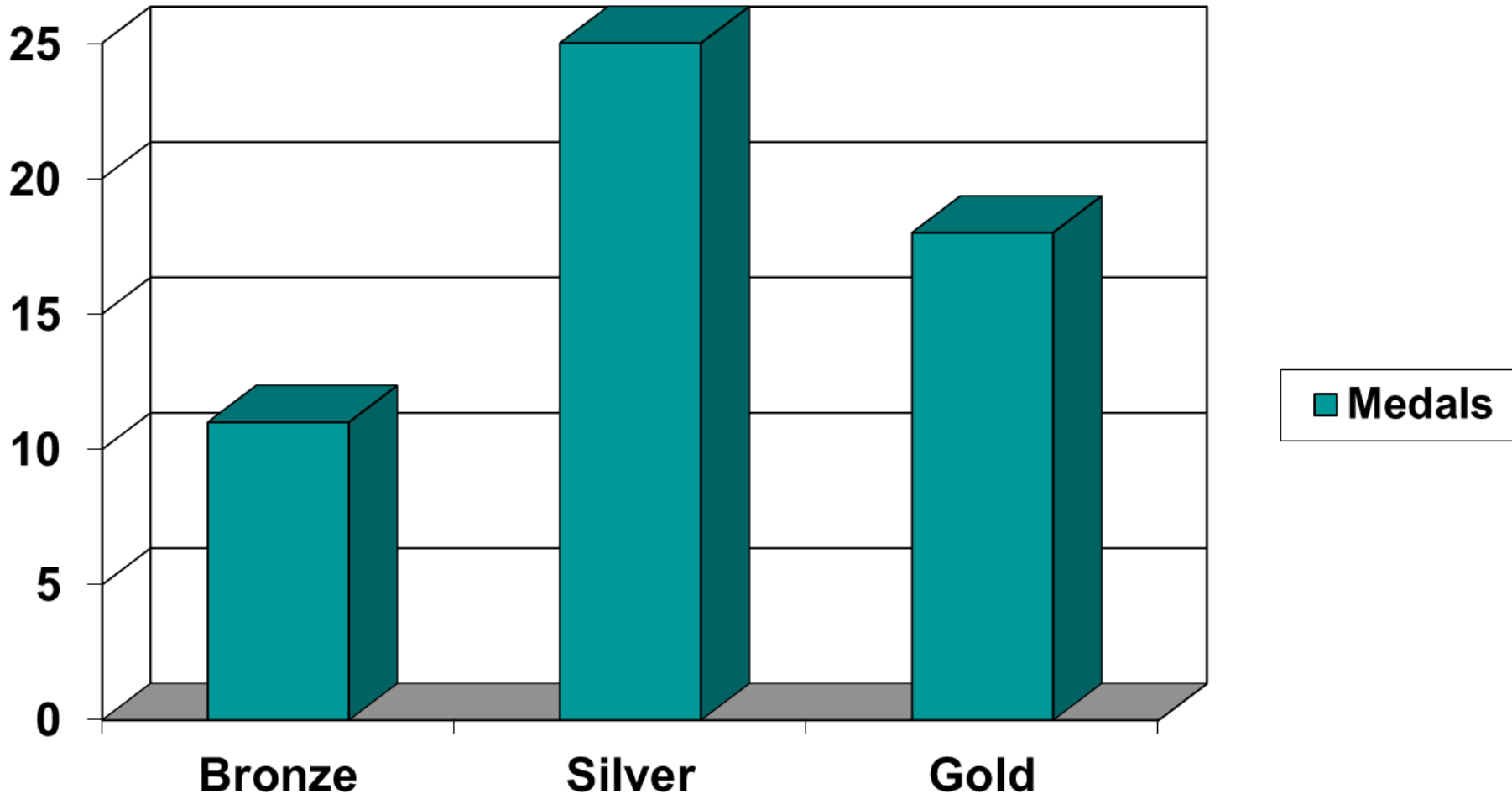
**31 Participants
Coming from 6 States:**

- 17 from SC
- 5 from GA
- 4 from NC
- 1 from VA
- 3 from FL
- 1 from OH

Medals Awarded by Skill-Level and Type



Total Medals Awarded by Type





AMPS CENTRAL SC "WILDCATS" 19-20 JUNE 2015 SHOW



Medals Awarded by Skill-Level and Type during this Show

54 total medals awarded.

1.74 medals earned per entrant.

- **18 Gold in all Skill-Levels = 33% of total**
- **25 Silver in all Skill-Level = 46% of total**
- **11 Bronze in all Skill-Levels = 20% of total**

- **Adv: Gold-7; Silver-3; Bronze-3 = 24% rec'ved**
- **Int: Gold-5; Silver-16; Bronze-6 = 50% rec'ved**
- **Basic: Gold-3; Silver-5; Bronze-2 = 18.5% rec'ved**
- **Juniors: Gold-3; Silver-1; Bronze-0 = 7% rec'ved**

Scoring Averages by Skill-Level

2013

- Advanced = 24.9 pts
- Intermediate = 24.5
- Basic = 23.5
- Junior = 25.8

2012

- Advanced = 26.1
- Intermediate = 23.4
- Basic = 23.4
- Junior = 24.3

2011

- Advanced = 26.8
- Intermediate = 24.1
- Basic = 24.6
- Junior = 24.8

2015

- Advanced = 26.1
- Intermediate = 23.8
- Basic = 24.1
- Junior = 27.6



AMPS CENTRAL SC "WILDCATS" 19-20 JUNE 2015 SHOW



Scoring Averages by Skill-Level

4-Year Scoring Averages:

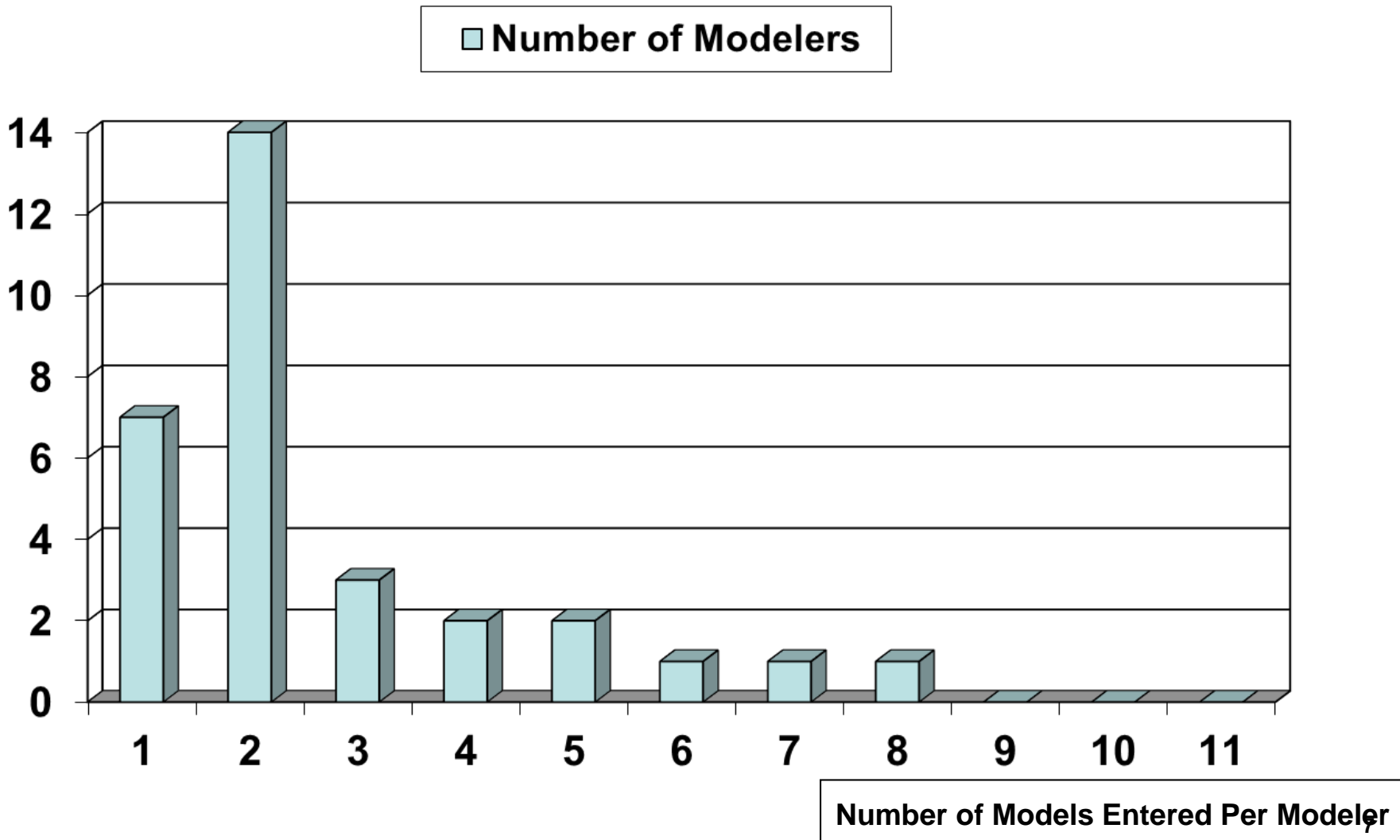
- **Advanced = 26**
- **Intermediate = 24**
- **Basic = 24**
- **Junior = 25.6**



AMPS CENTRAL SC "WILDCATS" 19-20 JUNE 2015 SHOW



Number of Models Entered by Participants





Number of Models Entered by Participants

82 total models entered for judging by 31 entrants.

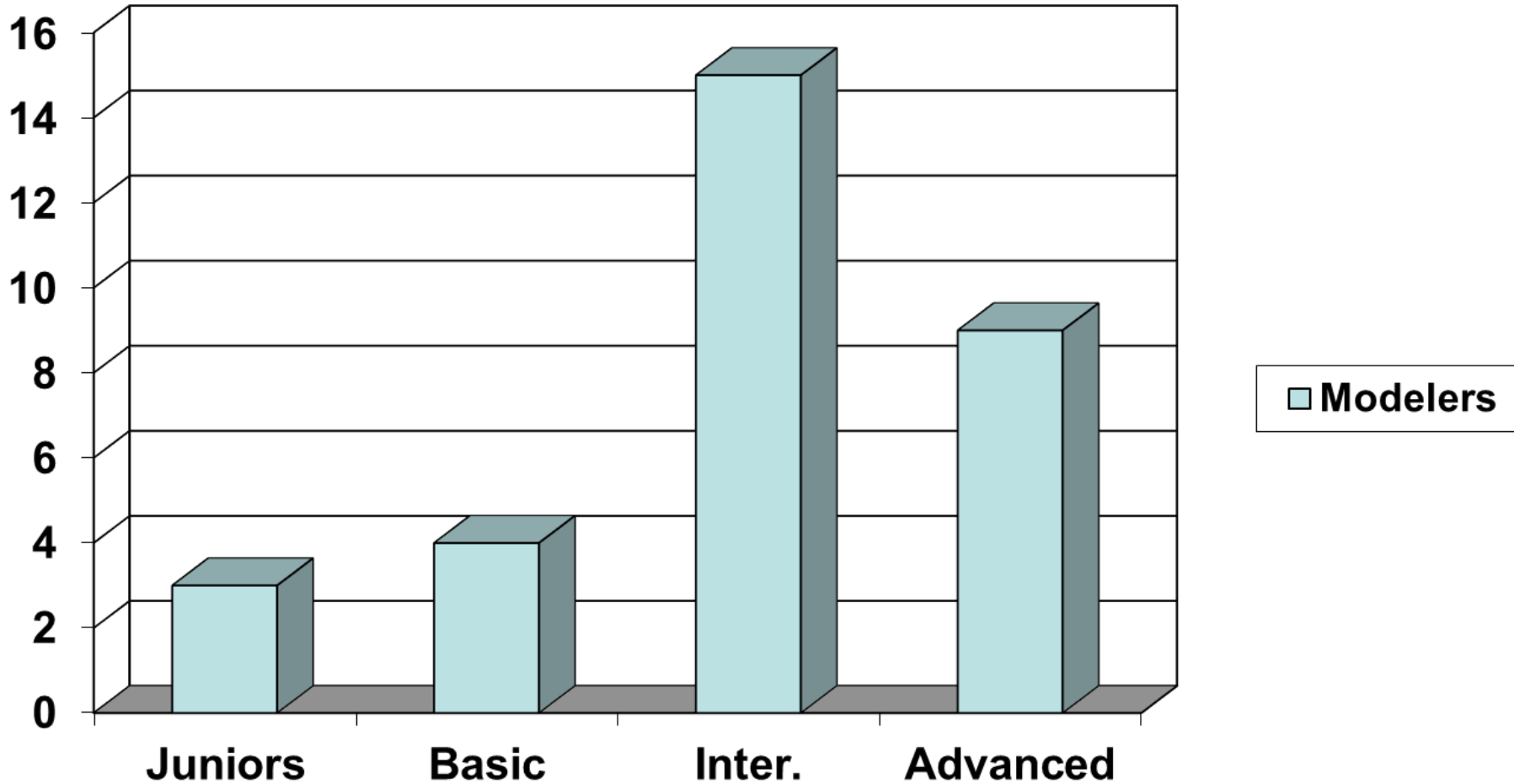
- **7 Modelers entered 1 Model = 22.5% of entrants**
- **14 Modelers entered 2 Models = 45% “ “**
- **3 Modelers entered 3 Models = 9.6% “ “**
- **2 Modelers entered 4 Models = 6.5% “ “**
- **2 Modeler entered 5 Models = 6.5% “ “**
- **1 Modeler entered 6 Models = 3% “ “**
- **1 Modelers entered 7 Models = 3% “ “**
- **1 Modeler entered 8 Models = 3% “ “**

- **Avg. number of models entered by each = 2.6 models.**

Entry Flooding Skews the Numbers

- **3 entrants entered 21 of the 82 models.**
- **That is, 10% of the entrants entered almost 26% of the total models.**
- **This trend is holding steady. About 1/10 of the entrants enter about 1/4 of the models at each show.**
- **Records show that the vast majority of these "flooders" are 1st time AMPS show entrants.**
- **Records also show that almost none of these entrants ever help with judging.**
- **These are two areas where we need to improve – Discourage flooding while encouraging first timers to judge.**

Modelers by Skill-Level





Modelers by Skill-Level

31 Participants entered in the show for judging:

- **9 Advanced Modelers = 29% of total participants were awarded 24% of medals.**
- **15 Intermediate Modelers = 48% of total participants were awarded 50% of medals.**
- **4 Basic Modelers = 13% of total participants were awarded 18.5% of medals.**
- **3 Junior Modeler = 9.6% of total participants were awarded 7% of medals.**

Judging Shifts and Teams

- Judging was performed:
 - Saturday, from 8:00 am until 4:00 pm, approximately 8 hours.
- Regular judging employed standard 4-man teams in 2-hour shifts with a total of nine Judging Team Shifts on Saturday:
 - Shift 1, Saturday, 8:00 to 10:00 am with 3 teams.
 - Shift 2, Saturday, 10:00 am to 12:00 pm with 3 teams.
 - Shift 3, Saturday, 12:00 to 2:00 pm with 3 teams.
- Diorama / Vignette Shift: Saturday, 2:00 to 3:00 pm had 1 team (3-Judges).
- Figure Shift: Saturday, 2:00 to 3:00 pm had 1 team (3-Judges).
- Junior Shift: Saturday, 2:00 to 3:00 pm had 1 team (4-Judges).
- "Best Of's" Judging: Saturday, 3:00 to 4:00 pm had 1 team (4-Judges).

Not counting "Best Of's," we used a total of 12 team-shifts, each either 2 or 1 hours long for a total of 21 judging team hours consuming a total of 78 man-hours.



AMPS CENTRAL SC "WILDCATS" 19-20 JUNE 2015 SHOW



Judging Shifts and Teams (cont.)

- We had 82 models entered for judging.
- Not counting the "Best Of's" judging, teams judged approximately 3.9 models per hour ($82 / 21 = 3.9$).
- This rate was considerable lower than 2013's rate of 5.2 models per hour per team. However, we had a large number of new FJs and FJs that had not judged in over two years.
- Judging of all "regular" entries (excluding: dio, vignettes, and figures) was completed by 2:00 pm.
- All judging was completed by 4:00 pm and the awards ceremony was completed by 5:30 pm, about 1 hour ahead of schedule.
- Significant Observations about the Judging this year:
 - Judging rate was MUCH lower than the standard of 6 models per hour.
 - Almost none of the non-AMPS participants judged.
 - We received considerable assistance from AMPS "out-of-towners."
 - We now have a large in-club cadre of certified Field Judges, TCs and ACJs. This experience significantly enables our judging effort.



AMPS CENTRAL SC "WILDCATS" 19-20 JUNE 2015 SHOW



AMPS Central SC 4-Year Averages (Years 2011, '12, '13 & '15)

- **31.5 average participants.**
- **Average of 89 models entered for judging.**
- **Average of 64 medals awarded:**
 - **15.5 bronze**
 - **32 silver**
 - **16.5 gold**
- **Bronze = 22 % of total awarded.**
- **Silver = 49 % of total awarded.**
- **Gold = 29 % of total awarded.**



AMPS CENTRAL SC "WILDCATS" 19-20 JUNE 2015 SHOW



AMPS Central SC 4-Year Averages (cont.)

- Each participant entered approximately 2.8 models.
- Each participant earned approximately 2 medals.
- Model Judging Rate per Team per Hour has been 4.8 models.

2015 Show Comparisons with 4-Year Averages



- Attendance steady at ~32 average



- Models entered 82 under 91 average



- Models entered per entrant, 2.6, is slightly under average of 2.8



- Judging rate of models per team per hour was down from 4.8 to 3.9



- Number of medals awarded (all types) per entrant was 1.74 down from average of 2

AMPS Central SC 2017 Show Planning

- **Expect trend in entrants and total models entered to increase to ~35 entrants and ~95 total models.**
- **Need to push harder during registration for volunteer judges. We need to increase the overall judging rate by adding additional judges AND keeping up the rate by the teams in the "pits."**
- **Awards earned will remain about the same at 2 medals per entrant. Anticipate a total of ~77 total medals awarded at ~39 silver, 20 bronze and 19 gold.**
- **Chapter medals on-hand = Bronze/58; Silver/93; Gold/64. Sufficient for at least two more shows.**
- **Increase display space to 12-14, eight-foot tables.**
- **Consider adjusting the entry fees. Keep basic fee at \$15 with first 3 entries, but INCREASE additional model entry fee from \$4 to \$5 each. Goal is to DECREASE models entered per. Allow up to 5 free "Display Only" models with basic entry fee or combination of 1 for judging and 7 display. (That is, entrant can actually put 8 models on the tables for basic price, but only 3 will be judged.)**

AMPS Central SC 2017 Show Planning (Cont.)

- **Add resources for a fourth judging team in the “pits” and supplies for a fifth team judging “on the tables.” Have extra 6-foot table available to set-up for judging.**
- **We need to add more judging teams to complete judging in a timely manner. Judging rate per team per hour will probably remain stable, so any increase has to come from adding more teams.**
- **Continue to push judges’ training and certification to develop size of local / regional judging cadre. Push decentralized FJ training seminar to other AMPS chapters in area.**
- **Non-AMPS members need to be educated / informed during the awards ceremony that medals are earned by and presented to the modeler and not to a particular piece of work.**
- **Add signage to awards display area with scoring / awards breakdowns by skill-level and explanation of the “one medal per category per modeler” rule.**