







The ISIP flow charts are aligned with the focus sheets and focus folders in the book, *How do I plan and teach reading groups?*  
 Howdoiplanandteachreadinggroups.com, September 2019

<b>7<sup>th</sup> Grade Flow Chart Fall to Winter-ISIP</b>				
<b>Step 1</b>	<p style="text-align: center;"><b>Write each student's name on a sticky note indicating his or her level or tier based upon the Overall Reading score (pink for intensive, yellow for strategic, green for core, and blue for above core).</b></p> <p><i>Use the ISIP Summary Report. If a student has an overall reading score of 2285 or above, write his or her name on a blue sticky note. If a student has an overall reading score between 2104-2284, write his or her name on a green sticky, and so on for yellow and pink.</i></p>			
<b>If...</b>	<b>1992 or below</b> Pink sticky note	<b>1993-2103</b> Yellow sticky note	<b>2104-2284</b> Green sticky note	<b>2285 or Above</b> Blue sticky note
<b>Step 2</b>	<p><b>Sort Sticky Notes by CMP</b></p> <p><i>Sort the sticky notes into two piles by Lexile. If students have a 970 or above Lexile, place their sticky note in a pile on the right. If students have a 969 or below Lexile, place their sticky note in a pile on the left.</i></p>			
	<p><b>969 or Below Lexile</b></p> 		<p style="writing-mode: vertical-rl; transform: rotate(180deg);">Follow the sort on the left or right</p>	<p><b>970 or Above Lexile</b></p> 
<b>Step 3</b>	<p><i>Place students that have a 2102 or below on WA/SPL in Group A</i></p> <p><b>WA 2102 or Below</b></p>  <p><b>Group A</b></p>	<p><i>Place students that have a 2103 or above on WA/SPL in Group B</i></p> <p><b>WA 2103 or Above</b></p>  <p><b>Group B</b></p>	<p><i>Place students that have a 260 or below on TF in Group C</i></p> <p><b>TF 260 or Below</b></p>  <p><b>Group C</b></p>	<p><i>Place students that have a 261 or above on TF in Group D</i></p> <p><b>TF 261 or Above</b></p>  <p><b>Group D</b></p>
	A1 WA 1997 or below	A2 WA 1998-2102	If TF scores seem extremely high, cross check with weekly assessments (80% or above for Group D) and Lexile scores (Group C: 970L-1040L, Group D: 1041L or above). 80 <sup>th</sup> percentile for TF is 261.	

These are guidelines for using ISIP data. Use your professional judgement and other data sources to place your students in groups that best meet their needs. For step 2, follow the sort on the left or right to begin with. For example: If a student is strategic (yellow) with their overall reading score and has a score of Lexile of 975, you would place the student on the right side of the chart. Then, if the student has a 2102 on SPL, you would still place them in Group C due to the high Lexile. However, you could check TF and other assessments to ensure correct placement is group C and not group B.